

# TRIPARTY

U2A – Testprinciples and Guidance für ECMS

# AGENDA

- **Testing principles**  
Testscenario und Requirements / Test Cases
- **Triparty**  
ECMS Triparty Searchmasks Monitoring (ECMS Operator View)  
ECMS Triparty Searchmasks Monitoring (Client View)
- **Annex**  
Cut-off Times

# 1. Testing principles

Testscenario und Requirements / Test Cases


## Please consider the following principles for a successful test

### Test Offerings

- Increase/Decrease of the triparty transaction
- Substitution of Assets
- Cancellation of triparty transaction instruction
- Unilateral Removal Request
- Closure of a Triparty Transaction

### Required Roles and Rights

- Please make sure that your user has the role "Super Validator" or "Validator".
- For U2A User: U2A TRIPARTY REFERENCE DATA READ ONLY - #57

- 
- Please note the current **testing restrictions** according to the ECB's "Testing conditions". . [ECMS - Professional use \(europa.eu\)](#). The "Testing conditions" are published every **two weeks**.
  - Please note that during Triparty testing (guided testing and free testing), clients will be able to test other ECMS functionalities ONLY via the ECMS GUI (A2A communication with between clients and ECMS will not be available during Triparty testing). As a result, once clients have completed their Triparty testing, and if they wish to test other ECMS functionalities in A2A mode, they should inform Bundesbank and Clearstream accordingly.
  - For the execution of testcase 05 please wait for the go of Bundesbank

Please consider the following principles for a successful test

## Mandatory Test-ISINs

Group	Dates	ISIN CA with event (TC 02)	ISIN with interest payment (TC 04)	ISIN for CR exclusion (TC06)	Free ISIN for testing	Free ISIN for testing	Free ISIN for testing
A	26/08/2024 - 30/08/024	PTOTVMOE0000 – 10 MM	DE0001468361 – 10 MM	EU000A1G0DE2 – 10 MM	DE0001345908 – 40 MM	DE0001468361 - 40 MM	XS1243251375 - 40 MM
B	02/09/2024 - 06/09/2024	NL0011819040 – 10 MM	AT0000A0VRQ6 – 10 MM	DE0001143469 – 10 MM	DE0001345908 – 40 MM	DE0001468361 - 40 MM	XS1243251375 - 40 MM

# Testing principles – Test Cases (1/2)

Test Cases							
Day	Test Description	Number	Test Steps	Client Instruction	ECMS Action	Client Instruction Status	Expected Test Results
Day 1	Client instructs an increase of the triparty transaction	TC 01	Client instructs an increase of the triparty transaction (via Swift or Xact)	PADJ (Swift) Change Principal (Xact)	-	NMAT (Swift) Unmatched (Xact)	Reporting shows full collateralization of transaction amount
			System automatically matches instruction	-	Simulated by CBL	TREA (Swift) Released (Xact)	
			Transaction is fully collateralized	-	-	AOLF (Swift) Settled (Xact)	
			Client receives Collateral Reporting	-	-	-	
Day 2	Substitution generated due to Corporate Action (guided)	TC 02	System communicates Ineligibility Periods for Corporate Actions	-	-	-	Collateral report indicates that ISIN subject to CA event is not used as collateral
			System generates a substitution and sends out Report on Flows to ECMS	-	-	-	
			Client receives Collateral Reporting	-	-	-	
				-	-	-	
Day 2	Client instructs a decrease of the triparty transaction	TC 03	Client instructs a decrease of the triparty transaction (via Swift or Xact)	PADJ (Swift) Change Principal (Xact)	-	NMAT (Swift) Unmatched (Xact)	Updated collateral reporting indicates new exposure.  Collateral excess released from collateral account- -
			ECMS sends matching transaction decrease	-	ECMS instructs a decrease of the triparty transaction	TREA (Swift) Released (Xact)	
			Transaction is fully collateralized	-	-	AOLF (Swift) Settled (Xact)	
			Client receives Collateral Reporting	-	-	-	
Day 3	System generates a coupon payment on collateralized position (guided)	TC 04	System pays a coupon on Collateralized Position to NCBs DCA A/C	-	-	-	Cash proceeds are transferred on the clients cash account Client received MT566-
			ECMS sends Debit Authorization to Clearstream	-	ECMS instructs Clearstream to debit its DCA and credit the Collateral Giver	-	
			Clearstream processes retrocession	-	-	-	
			Client receives reporting for retrocession processing	-	-	-	
Day 4	Client instructs a Cancellation of Triparty Instruction (guided)	TC 05	Client instructs a decrease of the triparty transaction (via Swift or Xact)	PADJ (Swift) Change Principal (Xact)	-	NMAT (Swift) Unmatched (Xact)	-No changes in transaction amount and collateral No pending instructions No changes in reporting -
			ECMS does <u>not</u> send matching transaction decrease	-	-	-	
			Client instructs cancellation request (via Swift or Xact)	CANC (Swift) Cancel Instruction (Xact)	-	CAND (Swift) Cancelled (Xact)	

# Testing principles – Test Cases (2/2)

Test Cases							
Day	Test Description	Number	Test Steps	Client Instruction	ECMS Action	Client Instruction Status	Expected Test Results
Day 4	ECMS Send a Unilateral Exclusion Request (guided)	TC 06	ECMS communicates which security is to be excluded on given transaction	-	ECMS instructs the Unilateral Exclusion Request	-	-Eligibility report shows the excluded ISIN as ineligible - -
			System generates a substitution and sends out Report on Flows to ECMS	-	-	-	
			Client receives Collateral Reporting	-	-	-	
Day 4	Client instructs a Closure of a Triparty Transaction	TC 07	Client instructs a Closure of a Triparty Transaction	TERM (Swift) Change Closing Date (Xact)	-	NMAT (Swift) Unmatched (Xact)	-Transaction amount changes to 0. Collateral is fully released. Reporting stats 0 exposure and 0 collateral in use . -
			ECMS sends matching Closure of Triparty Transaction	-	ECMS instructs a closure of the triparty transaction	TREA (Swift) Released (Xact)	
			Client receives Collateral Reporting				

# TRIPARTY

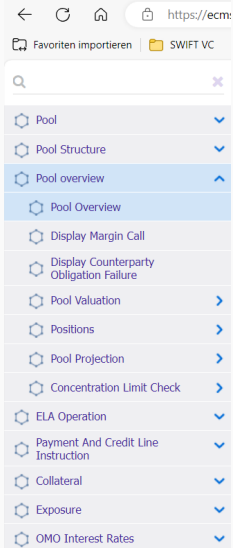
## Introduction Client View



## Description

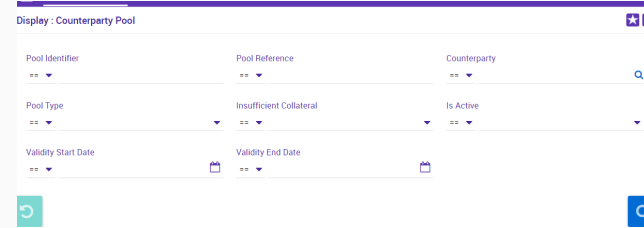
### Pool Overview

Path: Collateral and credit >> Pool overview >> Pool Overview




## Mask / Explanations

The search fields are not mandatory, but by entering certain data you can search for your messages more efficiently.



The pool can be selected and by clicking on the “View” icon the details are shown

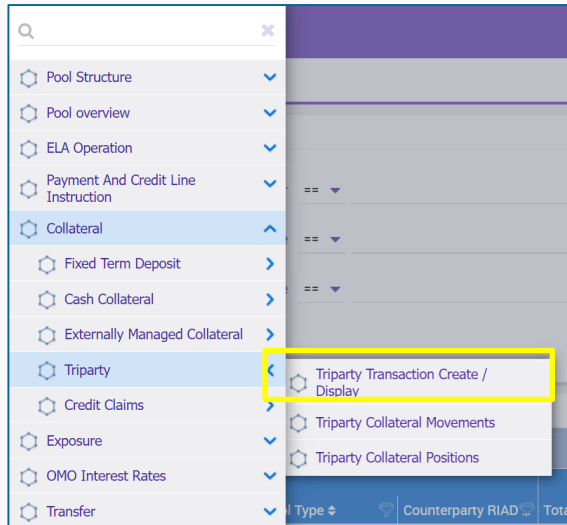
Pool I.	Pool T.	Count.	Total.	SCL	ECL	RCL	Collat.	Insuff.	Is Val.	ELA C.	Total.	Is Acti.	Updat.	Updat.	Is Loc.	Lock...
DEPO...	SCP	DEPS...	14,000	0	3,856	3,738	3,738	0	No	Yes	0	0	Yes	02/07	ECMS	No



## Description

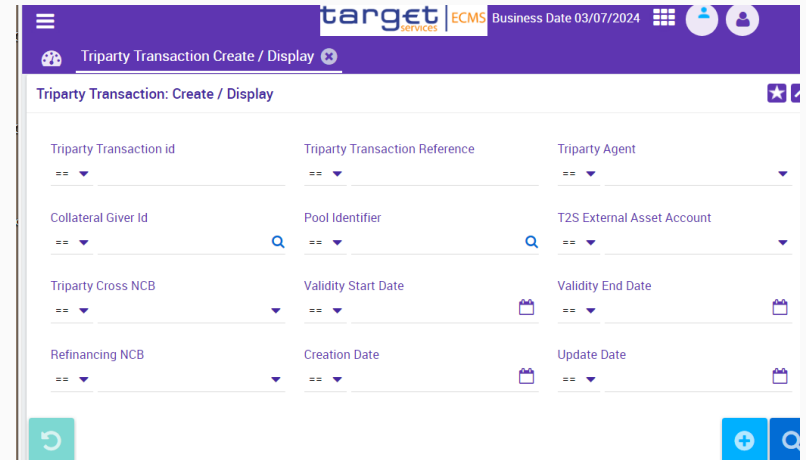
To view Triparty transactions, the user must open the search mask “**Triparty Transaction Create / Display**”

Path: Collateral and credit >> Collateral >> Triparty >> Triparty Transaction Create / Display



## Mask / Explanations

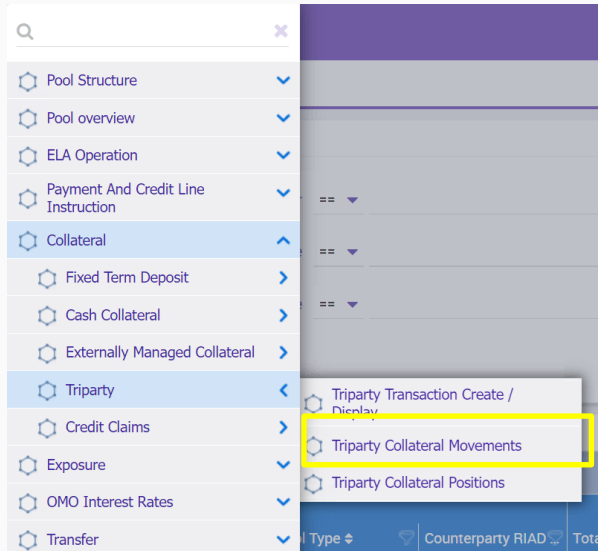
The search fields are not mandatory, but by entering certain data you can search for your messages more efficiently.



## Description

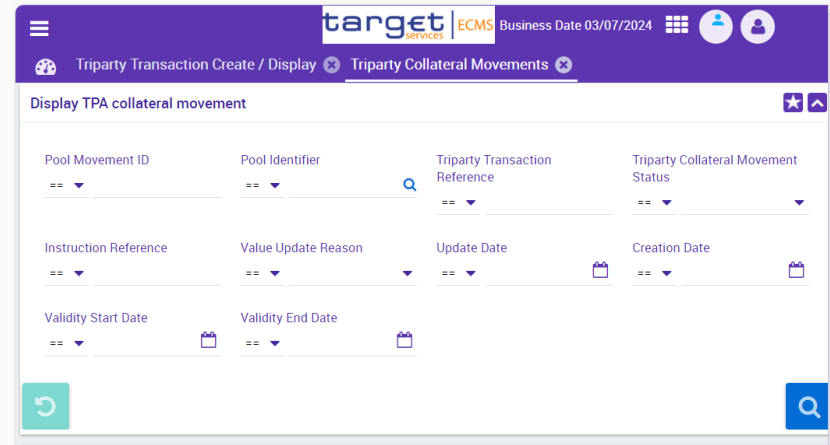
To monitor collateral movements, the user must open the “**Triparty Collateral Movements**” search screen.

Path: Collateral and credit >> Collateral >> Triparty >> Triparty Collateral Movements



## Mask / Explanations

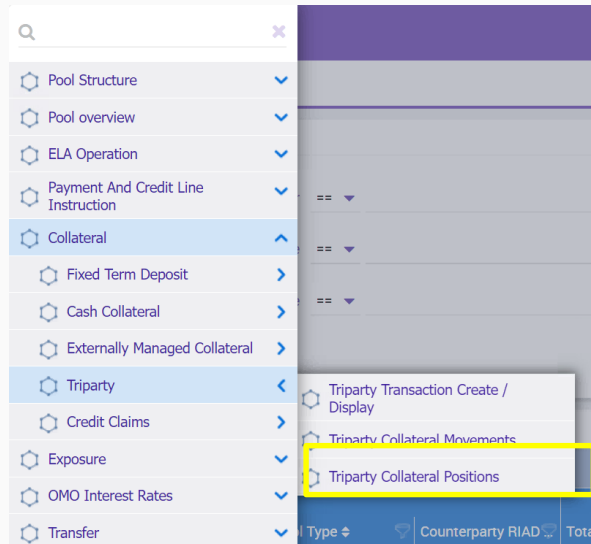
The search fields are not mandatory, but by entering certain data you can search for your messages more efficiently.



## Description

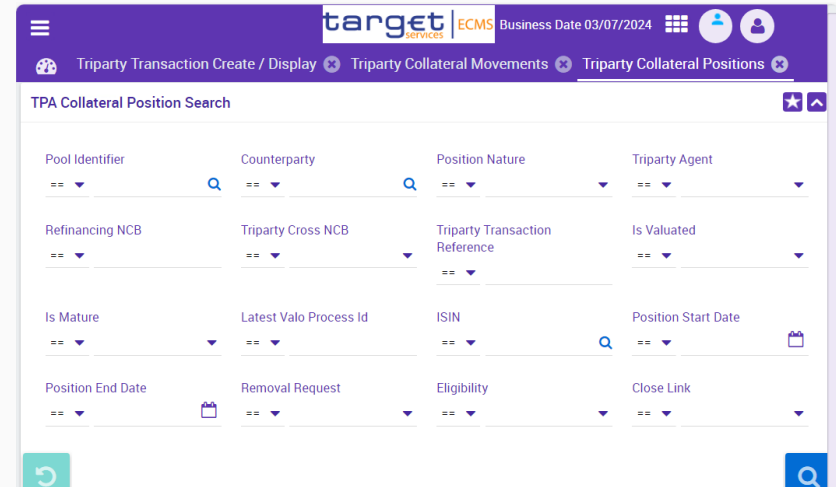
To view the Triparty positions the user must open the “**Triparty Collateral Positions**” search screen.

Path: Collateral and credit >> Collateral >> Triparty >> Triparty Collateral Positions



## Mask / Explanations

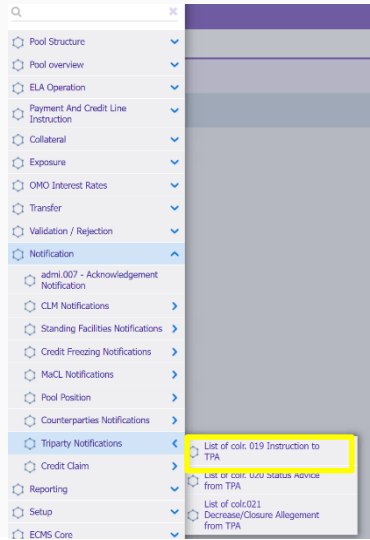
The search fields are not mandatory, but by entering certain data you can search for your messages more efficiently.



## Description

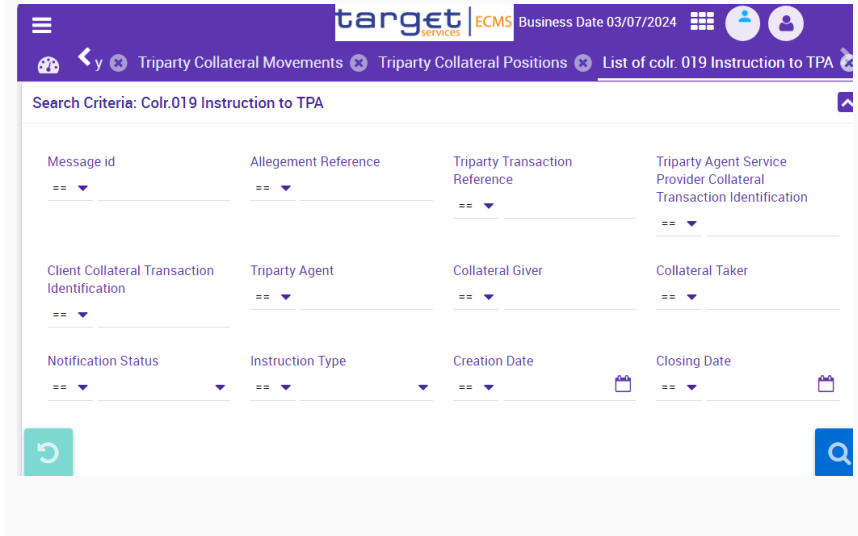
To view the triparty collateral instructions, the user must select the **List of colr.019 Instruction to TPA**

Path: Collateral and credit >> Collateral >> Triparty >> List of col.019 Instruction to TPA



## Mask / Explanations

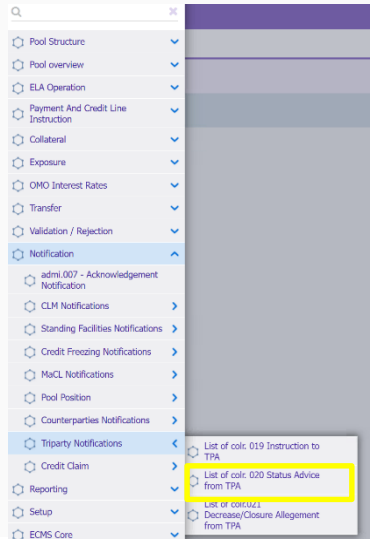
The search fields are not mandatory, but by entering certain data you can search for your messages more efficiently. For the test to be successful, the message must have the status **"Processed"**.



## Description

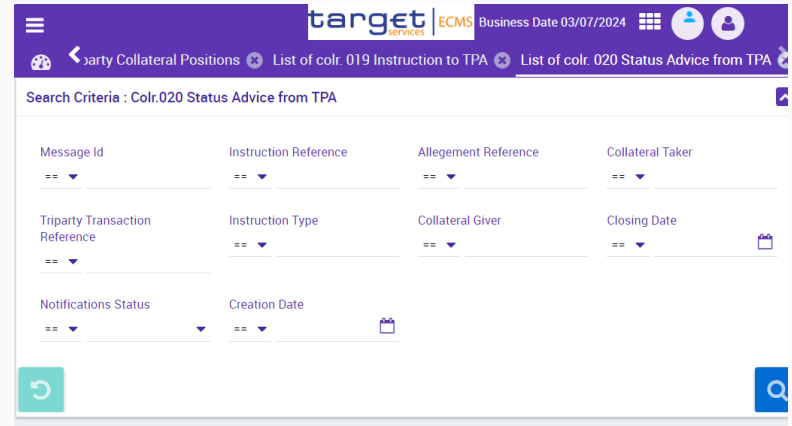
To view the triparty Status Advice, the user must select the **List of colr.020 Status Advice from TPA**

Path: Collateral and credit >> Collateral >> Triparty >> List of col.020 Status Advice



## Mask / Explanations

The search fields are not mandatory, but by entering certain data you can search for your messages more efficiently. For the test to be successful, the message must have the status **"Impacted"**.

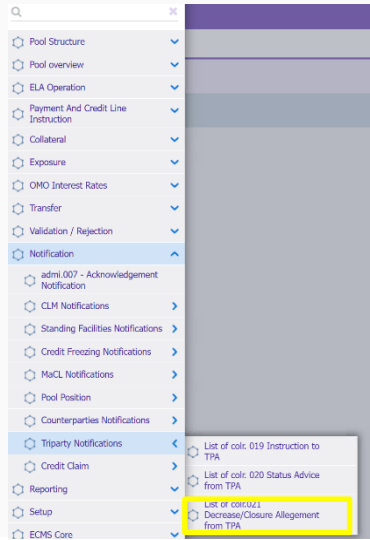


# Triparty List of colr.021 Triparty Decrease / Closure Alignment from TPA

## Description

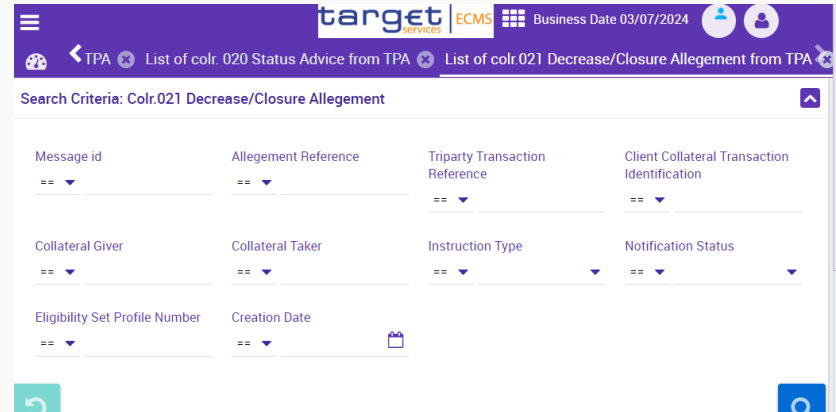
To view the triparty Status Advice, the user must select the **List of colr.021 Triparty Decrease / Closure Alignment from TPA**

Path: Collateral and credit >> Collateral >> Triparty >> List of col.021 Instruction to TPA



## Mas / Explanations

The search fields are not mandatory, but by entering certain data you can search for your messages more efficiently. For the test to be successful, the message must have the status **"Impacted"**.



# Annex



# Annex

## Cut-off Zeiten Time Slots (1/2)

Time slot	Timing for Report on Flow	Timing of Report on Stock	Comment
22.07 – 16.08.24	07:00 till 15:15 every 15 minutes	16:00	ECMS is in a non-live-timing
19.08 – 06.09.24	07:00 till 17:45 every 15 minutes	18:30	Will change, if we recognise issues in the first testing live timing cycle

# Annex

## Cut-off Shortened business day (2/2)

ECMS Instruktionstyp/Ereignis	ECMS Cut-off Standard Tag Montag - Donnerstag	ECMS Cut-off Release Tag Freitag
FTDs & OMOs	15:15	13:45
Cash Collateral	15:15	13:45
Credit Freezing	15:15	13:45
Maximum credit line	15:15	13:45
Mobilisation & Demobilisation	15:15	13:45
Triparty reports & decrease requests	15:15	13:45
MLOR (Geschäftspartner)	15:45	14:15
MLOR (NZB act on behalf)	16:10	14:40
<b>Ende Geschäftstag</b>	<b>16:10</b>	<b>14:40</b>
CLM	16:15	14:45