



# Seasonally adjusted business statistics January 2023

Statistical Series

Deutsche Bundesbank  
Wilhelm-Epstein-Straße 14  
60431 Frankfurt am Main  
Germany

Postfach 10 06 02  
60006 Frankfurt am Main  
Germany

Tel.: +49 (0)69 9566 33512  
Email: [www.bundesbank.de/contact](http://www.bundesbank.de/contact)

Information pursuant to Section 5 of the German Tele-  
media Act (Telemediengesetz) can be found at:  
[www.bundesbank.de/imprint](http://www.bundesbank.de/imprint)

Reproduction permitted only if source is stated.

ISSN 2699-9196

Finalized on 23 January 2023.

This Statistical Series is released once a month and pub-  
lished on the basis of Section 18 of the Bundesbank Act  
(*Gesetz über die Deutsche Bundesbank*).

To be informed when new issues of this Statistical Series  
are published, subscribe to the newsletter at:  
[www.bundesbank.de/statistik-newsletter\\_en](http://www.bundesbank.de/statistik-newsletter_en)

Up-to-date information and time series are also available  
online at:  
[www.bundesbank.de/content/821976](http://www.bundesbank.de/content/821976)  
[www.bundesbank.de/timeseries](http://www.bundesbank.de/timeseries)

Further statistics compiled by the Deutsche Bundesbank  
can also be accessed at the Bundesbank web pages.

A publication schedule for selected statistics can be viewed  
on the following page:  
[www.bundesbank.de/statisticalcalender](http://www.bundesbank.de/statisticalcalender)

# Contents

## I. Banks and other financial institutions

|  |    |
|--|----|
| 1. German contribution to monetary aggregates in the euro area   |    |
| a) German contribution to the monetary aggregate M3 and its components in the euro area .....                              | 6  |
| b) German contribution to important counterparts of the monetary aggregate M3 in the euro area .....                       | 8  |
| 2. Deposits and loans in Germany   |    |
| a) Loans of monetary financial institutions (excluding the Bundesbank) in Germany<br>to the domestic private sector .....  | 10 |
| b) Deposits held with monetary financial institutions (excluding the Bundesbank) in Germany<br>by domestic non-banks ..... | 12 |

## II. Macroeconomic accounting systems

|  |    |
|--|----|
| 1. GDP and gross value added of selected economic sectors .....  | 14 |
| 2. GDP expenditure components at previous-year prices .....      | 16 |
| 3. GDP expenditure components at current prices .....            | 18 |
| 4. National income .....   | 20 |
| 5. Households' income .....                                      | 22 |
| 6. Productivity and labour costs in the economy as a whole ..... | 24 |
| 7. Unit labour costs in selected economic sectors .....          | 26 |

## III. Economic activity and prices

|  |    |
|--|----|
| 1. Output  |    |
| a) Output in the production sector – general survey .....                        | 28 |
| b) Output in industry, by main grouping .....                                    | 30 |
| c) Output in selected branches of industry .....                                 | 32 |
| d) Productivity and labour costs in industry .....                               | 34 |
| e) Employment, labour costs and turnover in the main construction industry ..... | 36 |
| f) Output in services .....  | 38 |
| 2. Orders received   |    |
| a) Orders received by industry, by main grouping .....                           | 40 |
| b) Orders received by industry from the domestic market .....                    | 42 |
| c) Orders received by industry from abroad .....                                 | 44 |
| d) Orders received by selected branches of industry – value .....                | 46 |
| e) Orders received by selected branches of industry – volume .....               | 48 |
| f) Orders received by main construction industry – value .....                   | 50 |
| g) Orders received by main construction industry – volume .....                  | 52 |
| h) Building permits granted for structural engineering work .....                | 54 |
| 3. Stock of orders   |    |
| a) Stock of orders by industry, by main grouping .....                           | 56 |
| b) Stock of orders by industry from the domestic market .....                    | 58 |
| c) Stock of orders by industry from abroad .....                                 | 60 |

|   |    |
|---|----|
| d) Stock of orders by selected branches of industry – value.....    | 62 |
| e) Stock of orders by selected branches of industry – volume .....  | 64 |
| 4. Turnover   |    |
| a) Turnover of industry, by main grouping – total and domestic..... | 66 |
| b) Turnover of industry, by main grouping – exports .....           | 68 |
| c) Retail turnover .....  | 70 |
| d) Turnover in services.....  | 72 |
| 5. Employment and labour market.....                                | 74 |
| 6. Labour costs.....  | 76 |
| 7. Producer and consumer prices                                     |    |
| a) Producer and harmonised index of consumer prices .....           | 78 |
| b) Consumer price index (national concept).....                     | 80 |
| 8. Foreign trade prices .....                                       | 82 |

## ■ IV. Corporate financial statements

|   |    |
|---|----|
| 1. Revenues and operating income of listed non-financial groups ..... | 84 |
|---|----|

## ■ V. External sector

|  |     |
|--|-----|
| 1. Current account                                       |     |
| a) Current account.....                                  | 86  |
| b) Exports and imports of goods and its components ..... | 88  |
| c) Services and primary income .....                     | 90  |
| 2. Exports   |     |
| a) Exports, by group of countries .....                  | 92  |
| b) Exports, by category of goods.....                    | 94  |
| 3. Imports   |     |
| a) Imports, by group of countries.....                   | 96  |
| b) Imports of industry, by main grouping.....            | 98  |
| c) Imports, by selected branches of industry.....        | 100 |

## ■ Explanatory notes

|  |     |
|--|-----|
| Seasonal adjustment.....   | 102 |
| Classifications .....  | 103 |
| Data in the national accounts at previous-year prices and contributions to growth .....  | 103 |
| Adjustment for changes in the basis of consolidation and in the reporting sample in the consolidated financial statement statistics..... | 104 |
| Sources of unadjusted figures .....  | 104 |

## Interpretation of data

Seasonally adjusted figures are estimated and hence subject to some uncertainty. Therefore, minor changes from one period to another affecting the last digit of the figures in this Series do not necessarily allow conclusions to be drawn as to economically relevant changes. The series are normally accurate enough to enable the reader to infer the mostly rounded rates of change given in the Bundesbank's analyses.

The factors used for seasonal adjustment are recalculated at regular intervals and as required. Revised time series or tables are marked with an (R).

The seasonal adjustment also includes adjustment for working-day variations, insofar as such variations can be proved and quantified (see also the explanatory notes, section on seasonal adjustment).

## Abbreviations and symbols

|            |  |
|------------|--|
| <b>p</b>   | Provisional  |
| <b>r</b>   | Revised  |
| <b>s</b>   | Estimated  |
| <b>ts</b>  | Partly estimated   |
| <b>...</b> | Data available at a later date   |
| <b>.</b>   | Data unknown, not to be published, not meaningful or not informative owing to particular uncertainty relating to the seasonal adjustment |
| <b>0</b>   | Less than 0.5 but more than nil  |
| <b>–</b>   | Nil  |
| <b>A</b>   | Seasonal adjustment using the additive method  |
| <b>R</b>   | Seasonal factors recalculated  |

## I. Banks and other financial institutions

### 1. German contribution to monetary aggregates in the euro area

#### a) German contribution to the monetary aggregate M3 and its components in the euro area

| Period   | seasonally adjusted +   |   |                    |   |   |                               | Memo item:<br>Monetary aggregate<br>M3 in the euro area 1,3 |
|--|---|---|--------------------|---|---|-------------------------------|---|
|  | of which:   |   | of which:          |   |   | Marketable<br>instruments 1,2 |   |
|  | Monetary aggregate M2<br>(excluding currency in<br>circulation) 1 | Monetary aggregate M2<br>(excluding currency in<br>circulation) | Overnight deposits | Deposits with an<br>agreed maturity<br>of up to 2 years | Deposits redeemable<br>at notice of up to<br>3 months |                               |   |
| <b>Outstanding amounts in € billion 4</b>                              |   |   |                    |   |   |                               |   |
| 2021 Q3  | 3,608.5   | 3,575.8   | 2,822.9            | 213.9   | 539.0   | 32.8                          | 15,225.5  |
| Q4   | 3,650.2   | 3,619.9   | 2,852.6            | 228.5   | 538.9   | 30.2                          | 15,473.1  |
| 2022 Q1  | 3,717.7   | 3,686.9   | 2,902.5            | 246.3   | 538.1   | 30.9                          | 15,661.3  |
| Q2   | 3,762.9   | 3,728.4   | 2,936.5            | 257.7   | 534.2   | 34.5                          | 15,876.0  |
| Q3   | 3,851.6   | 3,809.6   | 2,946.4            | 337.3   | 525.9   | 42.0                          | 16,216.1  |
| 2021 Nov.  | 3,628.4   | 3,599.6   | 2,840.2            | 220.8   | 538.7   | 28.8                          | 15,393.9  |
| Dec.   | 3,650.2   | 3,619.9   | 2,852.6            | 228.5   | 538.9   | 30.2                          | 15,473.1  |
| 2022 Jan.  | 3,684.4   | 3,656.1   | 2,881.3            | 235.7   | 539.0   | 28.4                          | 15,539.9  |
| Feb.   | 3,713.0   | 3,681.9   | 2,904.2            | 238.8   | 538.9   | 31.1                          | 15,597.5  |
| Mar.   | 3,717.7   | 3,686.9   | 2,902.5            | 246.3   | 538.1   | 30.9                          | 15,661.3  |
| Apr.   | 3,728.2   | 3,699.8   | 2,902.5            | 260.2   | 537.1   | 28.5                          | 15,739.4  |
| May  | 3,719.4   | 3,689.2   | 2,906.5            | 247.2   | 535.5   | 30.3                          | 15,783.6  |
| June   | 3,762.9   | 3,728.4   | 2,936.5            | 257.7   | 534.2   | 34.5                          | 15,876.0  |
| July   | 3,798.6   | 3,757.9   | 2,944.2            | 280.7   | 533.0   | 40.7                          | 15,930.4  |
| Aug.   | 3,861.9   | 3,822.5   | 2,997.0            | 294.7   | 530.8   | 39.3                          | 16,059.7  |
| Sep.   | 3,851.6   | 3,809.6   | 2,946.4            | 337.3   | 525.9   | 42.0                          | 16,216.1  |
| Oct.   | 3,846.6   | 3,811.1   | 2,913.2            | 375.1   | 522.8   | 35.5                          | 16,140.3  |
| Nov. p   | 3,842.5   | 3,800.6   | 2,894.6            | 388.6   | 517.3   | 41.9                          | 16,147.1  |
| <b>Transactions during period in € billion</b>                         |   |   |                    |   |   |                               |   |
| 2021 Q3  | 43.1  | 40.3  | 50.3               | -9.9  | -0.1  | 2.8                           | 248.4   |
| Q4   | 40.3  | 42.9  | 28.7               | 14.3  | -0.1  | -2.6                          | 249.7   |
| 2022 Q1  | 65.9  | 65.4  | 48.6               | 17.6  | -0.8  | 0.6                           | 181.1   |
| Q2   | 41.0  | 37.7  | 30.9               | 10.2  | -3.4  | 3.3                           | 185.9   |
| Q3   | 82.7  | 75.7  | 6.4                | 77.5  | -8.3  | 7.1                           | 339.2   |
| 2021 Nov.  | 2.0   | 6.0   | 13.8               | -7.6  | -0.1  | -4.0                          | 65.9  |
| Dec.   | 21.7  | 20.2  | 12.3               | 7.7   | 0.2   | 1.4                           | 79.0  |
| 2022 Jan.  | 33.3  | 35.2  | 28.0               | 7.0   | 0.2   | -2.0                          | 61.5  |
| Feb.   | 28.4  | 25.6  | 22.6               | 3.2   | -0.1  | 2.7                           | 57.5  |
| Mar.   | 4.3   | 4.5   | -2.1               | 7.4   | -0.8  | -0.2                          | 62.0  |
| Apr.   | 6.9   | 9.5   | -2.8               | 12.9  | -0.5  | -2.6                          | 54.3  |
| May  | -7.5  | -9.4  | 4.8                | -12.7   | -1.6  | 1.9                           | 52.6  |
| June   | 41.6  | 37.5  | 28.9               | 10.0  | -1.3  | 4.0                           | 79.0  |
| July   | 32.8  | 26.7  | 6.3                | 21.5  | -1.2  | 6.0                           | 87.1  |
| Aug.   | 62.1  | 63.6  | 52.0               | 13.8  | -2.2  | -1.5                          | 137.0   |
| Sep.   | -12.2   | -14.7   | -51.9              | 42.2  | -4.9  | 2.5                           | 115.0   |
| Oct.   | -4.7  | 1.8   | -33.3              | 38.2  | -3.1  | -6.4                          | -68.7   |
| Nov. p   | 0.2   | -6.6  | -15.5              | 14.3  | -5.5  | 6.8                           | 27.6  |
| <b>Period-to-period growth rates of transactions as a percentage 5</b> |   |   |                    |   |   |                               |   |
| 2021 Q3  | 1.2   | 1.1   | 1.8                | -4.4  | -0.0  | 9.6                           | 1.7   |
| Q4   | 1.1   | 1.2   | 1.0                | 6.7   | -0.0  | -7.9                          | 1.6   |
| 2022 Q1  | 1.8   | 1.8   | 1.7                | 7.7   | -0.1  | 1.8                           | 1.2   |
| Q2   | 1.1   | 1.0   | 1.1                | 4.2   | -0.6  | 10.6                          | 1.2   |
| Q3   | 2.2   | 2.0   | 0.2                | 29.9  | -1.5  | 20.5                          | 2.1   |
| 2021 Nov.  | 0.1   | 0.2   | 0.5                | -3.4  | -0.0  | -12.1                         | 0.4   |
| Dec.   | 0.6   | 0.6   | 0.4                | 3.5   | 0.0   | 5.0                           | 0.5   |
| 2022 Jan.  | 0.9   | 1.0   | 1.0                | 3.1   | 0.0   | -6.5                          | 0.4   |
| Feb.   | 0.8   | 0.7   | 0.8                | 1.3   | -0.0  | 9.6                           | 0.4   |
| Mar.   | 0.1   | 0.1   | -0.1               | 3.1   | -0.2  | -0.7                          | 0.4   |
| Apr.   | 0.2   | 0.3   | -0.1               | 5.2   | -0.1  | -8.5                          | 0.3   |
| May  | -0.2  | -0.3  | 0.2                | -4.9  | -0.3  | 6.7                           | 0.3   |
| June   | 1.1   | 1.0   | 1.0                | 4.1   | -0.3  | 13.3                          | 0.5   |
| July   | 0.9   | 0.7   | 0.2                | 8.4   | -0.2  | 17.5                          | 0.5   |
| Aug.   | 1.6   | 1.7   | 1.8                | 4.9   | -0.4  | -3.6                          | 0.9   |
| Sep.   | -0.3  | -0.4  | -1.7               | 14.3  | -0.9  | 6.4                           | 0.7   |
| Oct.   | -0.1  | 0.0   | -1.1               | 11.3  | -0.6  | -15.3                         | -0.4  |
| Nov. p   | 0.0   | -0.2  | -0.5               | 3.8   | -1.0  | 19.2                          | 0.2   |

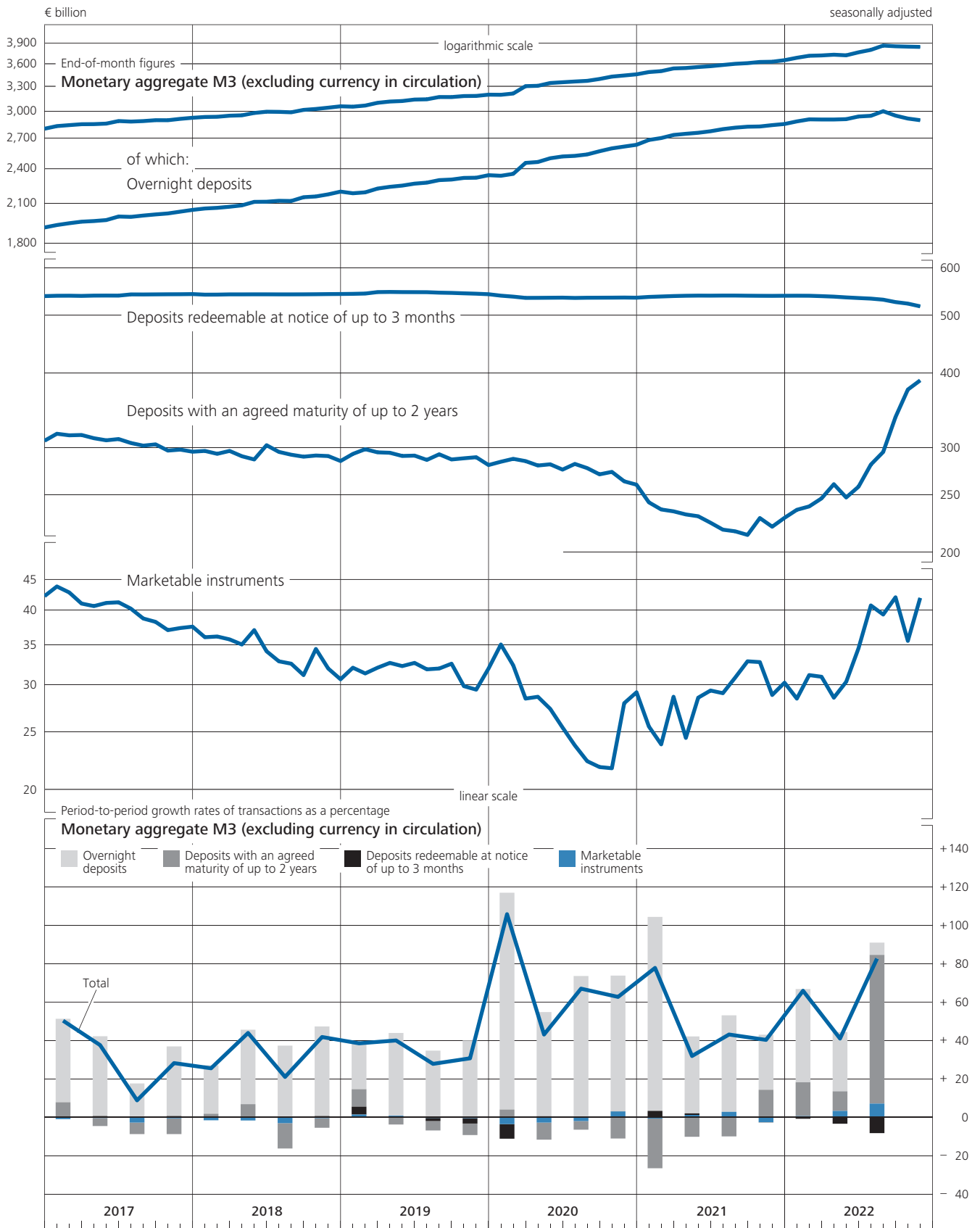
Source of the unadjusted figures for transactions and growth rates: European Central Bank; provisional. + Using Census X-12-ARIMA, 0.2.8. 1 Excluding repos with central counterparties. 2 Repurchase agreements as well as money market fund shares, commercial paper and debt securities issued with a maturity of up to 2 years held by

euro area residents; seasonal adjustment is fraught with considerable uncertainty. 3 Source: European Central Bank. Figures may be revised in light of new information. 4 Outstanding amount at the end of the quarter and month, respectively. 5 Figures calculated on the basis of indices with five decimal places.

I. Banks and other financial institutions

1. German contribution to monetary aggregates in the euro area

a) German contribution to the monetary aggregate M3 and its components in the euro area



## I. Banks and other financial institutions

### 1. German contribution to monetary aggregates in the euro area

#### b) German contribution to important counterparts of the monetary aggregate M3 in the euro area

| Period  | seasonally adjusted +          |   |                                  |                                   |   |  |  |
|---|--------------------------------|---|----------------------------------|-----------------------------------|---|--|--|
|   | Credit, total <sup>1</sup> (R) | of which:   |                                  | Monetary capital formation, total | of which:   |  |  |
|   |                                | Credit to enterprises and households <sup>1,2</sup> | Credit to general government (R) |                                   | Deposits with an agreed maturity of over 2 years <sup>3</sup> | Deposits redeemable at notice of over 3 months | Debt securities issued with a maturity of over 2 years |
| <b>Outstanding amounts in € billion <sup>4</sup></b>                              |                                |   |                                  |                                   |   |  |  |
| 2021 Q3   | 5,112.3                        | 3,843.5   | 1,268.8                          | 1,880.5                           | 566.5   | 24.8   | 511.1  |
| Q4  | 5,223.5                        | 3,919.9   | 1,303.5                          | 1,918.9                           | 574.2   | 24.3   | 529.2  |
| 2022 Q1   | 5,281.3                        | 3,987.2   | 1,294.1                          | 1,936.7                           | 570.6   | 23.2   | 557.3  |
| Q2  | 5,316.1                        | 4,056.8   | 1,259.3                          | 1,907.8                           | 563.6   | 22.5   | 578.9  |
| Q3  | 5,358.3                        | 4,157.0   | 1,201.3                          | 1,898.2                           | 561.9   | 22.2   | 605.5  |
| 2021 Nov.   | 5,197.4                        | 3,897.6   | 1,299.8                          | 1,922.4                           | 565.6   | 24.5   | 532.7  |
| Dec.  | 5,223.5                        | 3,919.9   | 1,303.5                          | 1,918.9                           | 574.2   | 24.3   | 529.2  |
| 2022 Jan.   | 5,251.4                        | 3,950.0   | 1,301.5                          | 1,918.4                           | 573.5   | 23.6   | 541.8  |
| Feb.  | 5,270.9                        | 3,969.7   | 1,301.2                          | 1,922.1                           | 571.8   | 23.4   | 547.3  |
| Mar.  | 5,281.3                        | 3,987.2   | 1,294.1                          | 1,936.7                           | 570.6   | 23.2   | 557.3  |
| Apr.  | 5,283.1                        | 4,008.2   | 1,274.9                          | 1,938.1                           | 568.5   | 22.9   | 574.0  |
| May   | 5,299.5                        | 4,031.2   | 1,268.3                          | 1,914.0                           | 565.8   | 22.7   | 571.7  |
| June  | 5,316.1                        | 4,056.8   | 1,259.3                          | 1,907.8                           | 563.6   | 22.5   | 578.9  |
| July  | 5,368.3                        | 4,095.3   | 1,273.0                          | 1,949.3                           | 561.8   | 22.3   | 587.0  |
| Aug.  | 5,366.2                        | 4,133.9   | 1,232.3                          | 1,922.1                           | 562.1   | 22.3   | 599.6  |
| Sep.  | 5,358.3                        | 4,157.0   | 1,201.3                          | 1,898.2                           | 561.9   | 22.2   | 605.5  |
| Oct.  | 5,362.7                        | 4,163.2   | 1,199.5                          | 1,877.3                           | 559.5   | 22.5   | 604.8  |
| Nov. <sup>p</sup>   | 5,388.9                        | 4,182.1   | 1,206.8                          | 1,894.6                           | 560.6   | 22.7   | 600.0  |
| <b>Transactions during period in € billion</b>                                    |                                |   |                                  |                                   |   |  |  |
| 2021 Q3   | 112.9                          | 62.2  | 50.7                             | 9.7                               | -3.9  | -0.8   | 9.1  |
| Q4  | 115.2                          | 77.3  | 38.0                             | 21.8                              | 7.5   | -0.5   | 11.2   |
| 2022 Q1   | 99.9                           | 74.0  | 25.9                             | 10.0                              | -3.7  | -1.2   | 16.5   |
| Q2  | 85.0                           | 75.2  | 9.8                              | 8.7                               | -7.0  | -0.6   | 3.4  |
| Q3  | 76.8                           | 100.8   | -24.0                            | 14.8                              | -1.9  | -0.3   | 9.8  |
| 2021 Nov.   | 44.3                           | 22.4  | 21.9                             | 2.7                               | -1.4  | -0.2   | 2.8  |
| Dec.  | 37.2                           | 22.5  | 14.7                             | 2.7                               | 8.6   | -0.2   | -6.1   |
| 2022 Jan.   | 37.1                           | 31.5  | 5.6                              | -2.6                              | -0.7  | -0.7   | 7.8  |
| Feb.  | 33.3                           | 23.5  | 9.8                              | 5.2                               | -1.7  | -0.2   | 3.7  |
| Mar.  | 29.5                           | 19.0  | 10.5                             | 7.4                               | -1.3  | -0.3   | 5.0  |
| Apr.  | 22.8                           | 22.1  | 0.7                              | 5.4                               | -2.2  | -0.2   | 4.5  |
| May   | 30.7                           | 25.7  | 4.9                              | 1.4                               | -2.6  | -0.2   | -0.1   |
| June  | 31.6                           | 27.3  | 4.2                              | 1.9                               | -2.3  | -0.2   | -1.0   |
| July  | 19.2                           | 32.8  | -13.6                            | 9.1                               | -2.2  | -0.2   | 9.7  |
| Aug.  | 35.0                           | 42.9  | -7.9                             | 5.6                               | 0.4   | -0.1   | 3.0  |
| Sep.  | 22.5                           | 25.1  | -2.6                             | 0.1                               | -0.1  | -0.1   | -2.9   |
| Oct.  | 6.9                            | 6.3   | 0.6                              | -10.1                             | -2.3  | 0.3  | 1.8  |
| Nov. <sup>p</sup>   | 17.1                           | 21.1  | -4.0                             | 7.6                               | 1.6   | 0.2  | 5.1  |
| <b>Period-to-period growth rates of transactions as a percentage <sup>5</sup></b> |                                |   |                                  |                                   |   |  |  |
| 2021 Q3   | 2.3                            | 1.6   | 4.1                              | 0.5                               | -0.7  | -3.1   | 1.8  |
| Q4  | 2.3                            | 2.0   | 3.0                              | 1.2                               | 1.3   | -2.2   | 2.2  |
| 2022 Q1   | 1.9                            | 1.9   | 2.0                              | 0.5                               | -0.6  | -4.8   | 3.1  |
| Q2  | 1.6                            | 1.9   | 0.8                              | 0.4                               | -1.2  | -2.8   | 0.6  |
| Q3  | 1.4                            | 2.5   | -1.9                             | 0.8                               | -0.3  | -1.4   | 1.7  |
| 2021 Nov.   | 0.9                            | 0.6   | 1.7                              | 0.1                               | -0.2  | -0.7   | 0.5  |
| Dec.  | 0.7                            | 0.6   | 1.1                              | 0.1                               | 1.5   | -0.7   | -1.1   |
| 2022 Jan.   | 0.7                            | 0.8   | 0.4                              | -0.1                              | -0.1  | -2.7   | 1.5  |
| Feb.  | 0.6                            | 0.6   | 0.8                              | 0.3                               | -0.3  | -0.9   | 0.7  |
| Mar.  | 0.6                            | 0.5   | 0.8                              | 0.4                               | -0.2  | -1.2   | 0.9  |
| Apr.  | 0.4                            | 0.6   | 0.1                              | 0.3                               | -0.4  | -1.0   | 0.8  |
| May   | 0.6                            | 0.6   | 0.4                              | 0.1                               | -0.5  | -1.0   | -0.0   |
| June  | 0.6                            | 0.7   | 0.3                              | 0.1                               | -0.4  | -0.8   | -0.2   |
| July  | 0.4                            | 0.8   | -1.1                             | 0.5                               | -0.4  | -0.7   | 1.7  |
| Aug.  | 0.7                            | 1.0   | -0.6                             | 0.3                               | 0.1   | -0.4   | 0.5  |
| Sep.  | 0.4                            | 0.6   | -0.2                             | 0.0                               | -0.0  | -0.2   | -0.5   |
| Oct.  | 0.1                            | 0.2   | 0.1                              | -0.5                              | -0.4  | 1.2  | 0.3  |
| Nov. <sup>p</sup>   | 0.3                            | 0.5   | -0.3                             | 0.4                               | 0.3   | 1.0  | 0.8  |

Source of the unadjusted figures for transactions and growth rates: European Central Bank; provisional. + Using Census X-12-ARIMA, 0.2.8. <sup>1</sup> Excluding reverse repos with central counterparties. <sup>2</sup> Including non-profit institutions serving households.

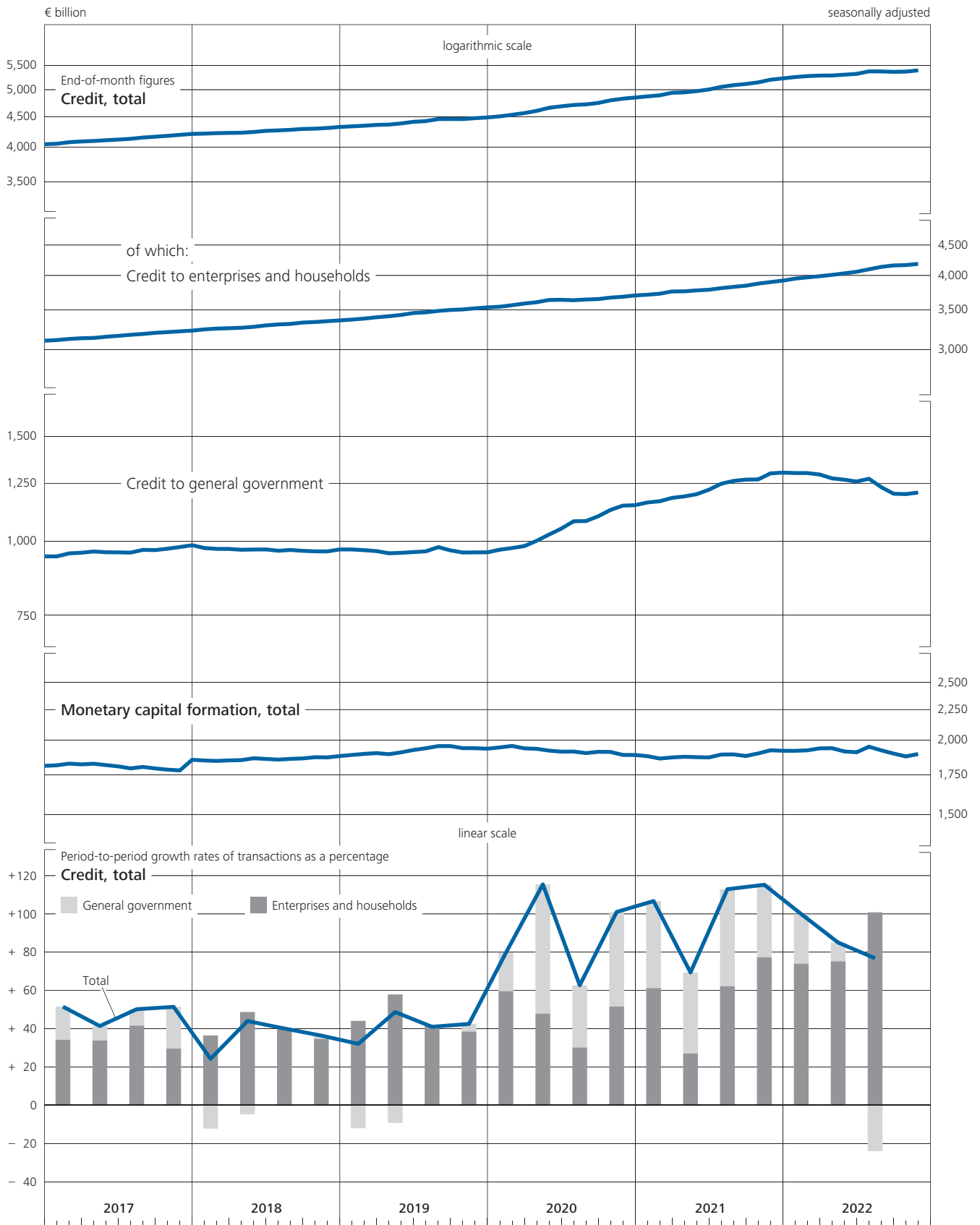
<sup>3</sup> Including deposits with building and loan associations. <sup>4</sup> Outstanding amount at the end of the quarter and month, respectively. <sup>5</sup> Figures calculated on the basis of indices with five decimal places.



I. Banks and other financial institutions

1. German contribution to monetary aggregates in the euro area

b) German contribution to important counterparts of the monetary aggregate M3 in the euro area



## I. Banks and other financial institutions

### 2. Deposits and loans in Germany

#### a) Loans of monetary financial institutions (excluding the Bundesbank) in Germany to the domestic private sector \*

seasonally adjusted +

| Period   | of which: |                          |   |                                  |         |                            |                        |                          |              |              |                   |                           |             |
|--|-----------|--------------------------|---|----------------------------------|---------|----------------------------|------------------------|--------------------------|--------------|--------------|-------------------|---------------------------|-------------|
|  | Total 1   | Financial corporations 1 | of which:                                 |                                  |         | Non-financial corporations | Breakdown by maturity: |                          |              | Households 2 | Breakdown by use: |                           |             |
|  |           |                          | Insurance corporations and pensions funds | Other financial intermediaries 1 |         |                            | Up to 1 year           | Over 1 and up to 5 years | Over 5 years |              | Consumer credit   | Loans for house purchases | Other loans |
| <b>Outstanding amounts in € billion 3</b>                              |           |                          |   |                                  |         |                            |                        |                          |              |              |                   |                           |             |
| 2021 Q3  | 3,095.3   | 171.4                    | 4.2                                       | 167.1                            | 1,021.0 | 141.1                      | 151.3                  | 728.6                    | 1,902.9      | 195.5        | 1,451.2           | 256.1                     |             |
| Q4   | 3,151.3   | 174.1                    | 4.3                                       | 169.8                            | 1,049.6 | 153.4                      | 158.3                  | 737.9                    | 1,927.6      | 195.2        | 1,476.0           | 256.4                     |             |
| 2022 Q1  | 3,205.5   | 177.4                    | 4.2                                       | 173.2                            | 1,072.8 | 162.8                      | 161.0                  | 748.9                    | 1,955.3      | 197.3        | 1,500.9           | 257.2                     |             |
| Q2   | 3,269.3   | 187.0                    | 4.9                                       | 182.1                            | 1,101.2 | 173.6                      | 166.7                  | 760.9                    | 1,981.1      | 197.5        | 1,526.4           | 257.2                     |             |
| Q3   | 3,353.2   | 190.3                    | 4.8                                       | 185.4                            | 1,159.9 | 199.9                      | 182.2                  | 777.8                    | 2,003.0      | 197.8        | 1,545.4           | 259.9                     |             |
| 2021 Nov.  | 3,133.8   | 175.2                    | 4.9                                       | 170.3                            | 1,039.0 | 147.5                      | 157.3                  | 734.2                    | 1,919.6      | 195.9        | 1,467.5           | 256.2                     |             |
| Dec.   | 3,151.3   | 174.1                    | 4.3                                       | 169.8                            | 1,049.6 | 153.4                      | 158.3                  | 737.9                    | 1,927.6      | 195.2        | 1,476.0           | 256.4                     |             |
| 2022 Jan.  | 3,171.1   | 179.1                    | 4.6                                       | 174.5                            | 1,056.0 | 157.7                      | 158.4                  | 739.9                    | 1,935.9      | 196.2        | 1,483.2           | 256.5                     |             |
| Feb.   | 3,186.7   | 178.1                    | 4.5                                       | 173.7                            | 1,063.7 | 159.5                      | 159.8                  | 744.5                    | 1,944.9      | 196.4        | 1,491.9           | 256.6                     |             |
| Mar.   | 3,205.5   | 177.4                    | 4.2                                       | 173.2                            | 1,072.8 | 162.8                      | 161.0                  | 748.9                    | 1,955.3      | 197.3        | 1,500.9           | 257.2                     |             |
| Apr.   | 3,226.3   | 180.7                    | 4.7                                       | 176.0                            | 1,081.0 | 166.4                      | 161.9                  | 752.7                    | 1,964.6      | 196.8        | 1,510.3           | 257.5                     |             |
| May  | 3,245.2   | 182.4                    | 4.4                                       | 178.0                            | 1,088.9 | 170.7                      | 163.8                  | 754.4                    | 1,973.9      | 197.4        | 1,519.1           | 257.4                     |             |
| June   | 3,269.3   | 187.0                    | 4.9                                       | 182.1                            | 1,101.2 | 173.6                      | 166.7                  | 760.9                    | 1,981.1      | 197.5        | 1,526.4           | 257.2                     |             |
| July   | 3,293.9   | 186.1                    | 4.6                                       | 181.5                            | 1,117.0 | 181.2                      | 171.3                  | 764.4                    | 1,990.8      | 197.5        | 1,533.9           | 259.4                     |             |
| Aug.   | 3,331.4   | 188.7                    | 5.0                                       | 183.7                            | 1,145.5 | 197.9                      | 177.7                  | 769.9                    | 1,997.2      | 197.6        | 1,539.5           | 260.2                     |             |
| Sep.   | 3,353.2   | 190.3                    | 4.8                                       | 185.4                            | 1,159.9 | 199.9                      | 182.2                  | 777.8                    | 2,003.0      | 197.8        | 1,545.4           | 259.9                     |             |
| Oct.   | 3,365.3   | 188.0                    | 4.8                                       | 183.2                            | 1,171.0 | 198.7                      | 186.7                  | 785.6                    | 2,006.2      | 197.9        | 1,549.3           | 259.0                     |             |
| Nov. p   | 3,373.9   | 189.5                    | 4.8                                       | 184.7                            | 1,175.4 | 201.3                      | 186.1                  | 788.0                    | 2,009.0      | 197.6        | 1,553.7           | 257.7                     |             |
| <b>Transactions during period in € billion</b>                         |           |                          |   |                                  |         |                            |                        |                          |              |              |                   |                           |             |
| 2021 Q3  | 39.0      | 1.3                      | 0.0                                       | 1.3                              | 14.1    | 6.5                        | -1.0                   | 8.6                      | 23.6         | 0.4          | 24.1              | -1.0                      |             |
| Q4   | 57.4      | 2.6                      | 0.1                                       | 2.5                              | 30.5    | 15.2                       | 7.4                    | 8.0                      | 24.3         | -0.2         | 24.2              | 0.3                       |             |
| 2022 Q1  | 57.5      | 5.2                      | -0.1                                      | 5.2                              | 24.7    | 11.4                       | 1.9                    | 11.3                     | 27.6         | 1.9          | 24.8              | 0.9                       |             |
| Q2   | 62.4      | 9.3                      | 0.7                                       | 8.6                              | 26.9    | 10.3                       | 4.6                    | 12.0                     | 26.2         | 1.1          | 25.4              | -0.3                      |             |
| Q3   | 77.5      | 2.5                      | -0.1                                      | 2.6                              | 55.4    | 24.2                       | 14.6                   | 16.6                     | 19.5         | 0.0          | 19.1              | 0.4                       |             |
| 2021 Nov.  | 16.2      | 1.9                      | 0.6                                       | 1.3                              | 6.4     | 0.2                        | 4.0                    | 2.2                      | 8.0          | 0.6          | 7.2               | 0.2                       |             |
| Dec.   | 18.6      | -0.8                     | -0.6                                      | -0.3                             | 11.4    | 6.5                        | 1.0                    | 3.9                      | 8.0          | -0.7         | 8.6               | 0.1                       |             |
| 2022 Jan.  | 20.0      | 5.1                      | 0.3                                       | 4.8                              | 6.7     | 5.2                        | -0.2                   | 1.7                      | 8.3          | 0.8          | 7.3               | 0.2                       |             |
| Feb.   | 17.8      | 0.3                      | -0.2                                      | 0.5                              | 8.5     | 2.3                        | 1.3                    | 4.9                      | 8.9          | 0.2          | 8.6               | 0.1                       |             |
| Mar.   | 19.7      | -0.2                     | -0.2                                      | -0.0                             | 9.5     | 3.9                        | 0.9                    | 4.7                      | 10.4         | 0.9          | 8.9               | 0.6                       |             |
| Apr.   | 20.4      | 3.2                      | 0.5                                       | 2.8                              | 7.8     | 3.2                        | 0.8                    | 3.8                      | 9.4          | -0.2         | 9.3               | 0.2                       |             |
| May  | 19.1      | 1.8                      | -0.3                                      | 2.1                              | 7.3     | 4.4                        | 1.2                    | 1.8                      | 10.0         | 1.3          | 8.8               | -0.2                      |             |
| June   | 22.9      | 4.3                      | 0.5                                       | 3.8                              | 11.7    | 2.7                        | 2.6                    | 6.4                      | 6.9          | 0.0          | 7.3               | -0.4                      |             |
| July   | 21.6      | -1.3                     | -0.3                                      | -1.1                             | 15.2    | 7.2                        | 4.4                    | 3.6                      | 7.7          | 0.0          | 7.6               | 0.1                       |             |
| Aug.   | 36.5      | 2.4                      | 0.4                                       | 2.0                              | 27.9    | 16.4                       | 6.3                    | 5.3                      | 6.2          | -0.1         | 5.6               | 0.7                       |             |
| Sep.   | 19.5      | 1.5                      | -0.2                                      | 1.7                              | 12.3    | 0.6                        | 3.9                    | 7.8                      | 5.7          | 0.1          | 5.9               | -0.4                      |             |
| Oct.   | 13.7      | -1.8                     | -0.0                                      | -1.8                             | 12.6    | -0.9                       | 5.0                    | 8.5                      | 2.9          | -0.2         | 3.9               | -0.8                      |             |
| Nov. p   | 9.5       | 2.0                      | 0.0                                       | 2.0                              | 4.7     | 2.7                        | -0.8                   | 2.7                      | 2.8          | -0.4         | 4.6               | -1.3                      |             |
| <b>Period-to-period growth rates of transactions as a percentage 4</b> |           |                          |   |                                  |         |                            |                        |                          |              |              |                   |                           |             |
| 2021 Q3  | 1.3       | 0.8                      | 0.5                                       | 0.8                              | 1.4     | 4.8                        | -0.6                   | 1.2                      | 1.3          | 0.2          | 1.7               | -0.4                      |             |
| Q4   | 1.9       | 1.5                      | 2.1                                       | 1.5                              | 3.0     | 10.8                       | 4.9                    | 1.1                      | 1.3          | -0.1         | 1.7               | 0.1                       |             |
| 2022 Q1  | 1.8       | 3.0                      | -1.3                                      | 3.1                              | 2.4     | 7.5                        | 1.2                    | 1.5                      | 1.4          | 1.0          | 1.7               | 0.4                       |             |
| Q2   | 1.9       | 5.2                      | 15.6                                      | 5.0                              | 2.5     | 6.3                        | 2.8                    | 1.6                      | 1.3          | 0.6          | 1.7               | -0.1                      |             |
| Q3   | 2.4       | 1.4                      | -1.2                                      | 1.4                              | 5.0     | 13.9                       | 8.8                    | 2.2                      | 1.0          | 0.0          | 1.3               | 0.1                       |             |
| 2021 Nov.  | 0.5       | 1.1                      | 14.2                                      | 0.8                              | 0.6     | 0.1                        | 2.6                    | 0.3                      | 0.4          | 0.3          | 0.5               | 0.1                       |             |
| Dec.   | 0.6       | -0.5                     | -11.5                                     | -0.2                             | 1.1     | 4.4                        | 0.6                    | 0.5                      | 0.4          | -0.4         | 0.6               | 0.1                       |             |
| 2022 Jan.  | 0.6       | 2.9                      | 6.4                                       | 2.8                              | 0.6     | 3.4                        | -0.2                   | 0.2                      | 0.4          | 0.4          | 0.5               | 0.1                       |             |
| Feb.   | 0.6       | 0.2                      | -3.7                                      | 0.3                              | 0.8     | 1.5                        | 0.8                    | 0.7                      | 0.5          | 0.1          | 0.6               | 0.1                       |             |
| Mar.   | 0.6       | -0.1                     | -3.8                                      | -0.0                             | 0.9     | 2.5                        | 0.5                    | 0.6                      | 0.5          | 0.5          | 0.6               | 0.2                       |             |
| Apr.   | 0.6       | 1.8                      | 11.0                                      | 1.6                              | 0.7     | 2.0                        | 0.5                    | 0.5                      | 0.5          | -0.1         | 0.6               | 0.1                       |             |
| May  | 0.6       | 1.0                      | -6.3                                      | 1.2                              | 0.7     | 2.6                        | 0.7                    | 0.2                      | 0.5          | 0.7          | 0.6               | -0.1                      |             |
| June   | 0.7       | 2.3                      | 11.1                                      | 2.1                              | 1.1     | 1.6                        | 1.6                    | 0.9                      | 0.4          | 0.0          | 0.5               | -0.2                      |             |
| July   | 0.7       | -0.7                     | -5.4                                      | -0.6                             | 1.4     | 4.2                        | 2.7                    | 0.5                      | 0.4          | 0.0          | 0.5               | 0.0                       |             |
| Aug.   | 1.1       | 1.3                      | 8.5                                       | 1.1                              | 2.5     | 9.0                        | 3.7                    | 0.7                      | 0.3          | -0.0         | 0.4               | 0.3                       |             |
| Sep.   | 0.6       | 0.8                      | -3.7                                      | 0.9                              | 1.1     | 0.3                        | 2.2                    | 1.0                      | 0.3          | 0.1          | 0.4               | -0.2                      |             |
| Oct.   | 0.4       | -0.9                     | -0.3                                      | -1.0                             | 1.1     | -0.4                       | 2.7                    | 1.1                      | 0.1          | -0.1         | 0.2               | -0.3                      |             |
| Nov. p   | 0.3       | 1.1                      | 0.4                                       | 1.1                              | 0.4     | 1.4                        | -0.4                   | 0.3                      | 0.1          | -0.2         | 0.3               | -0.5                      |             |

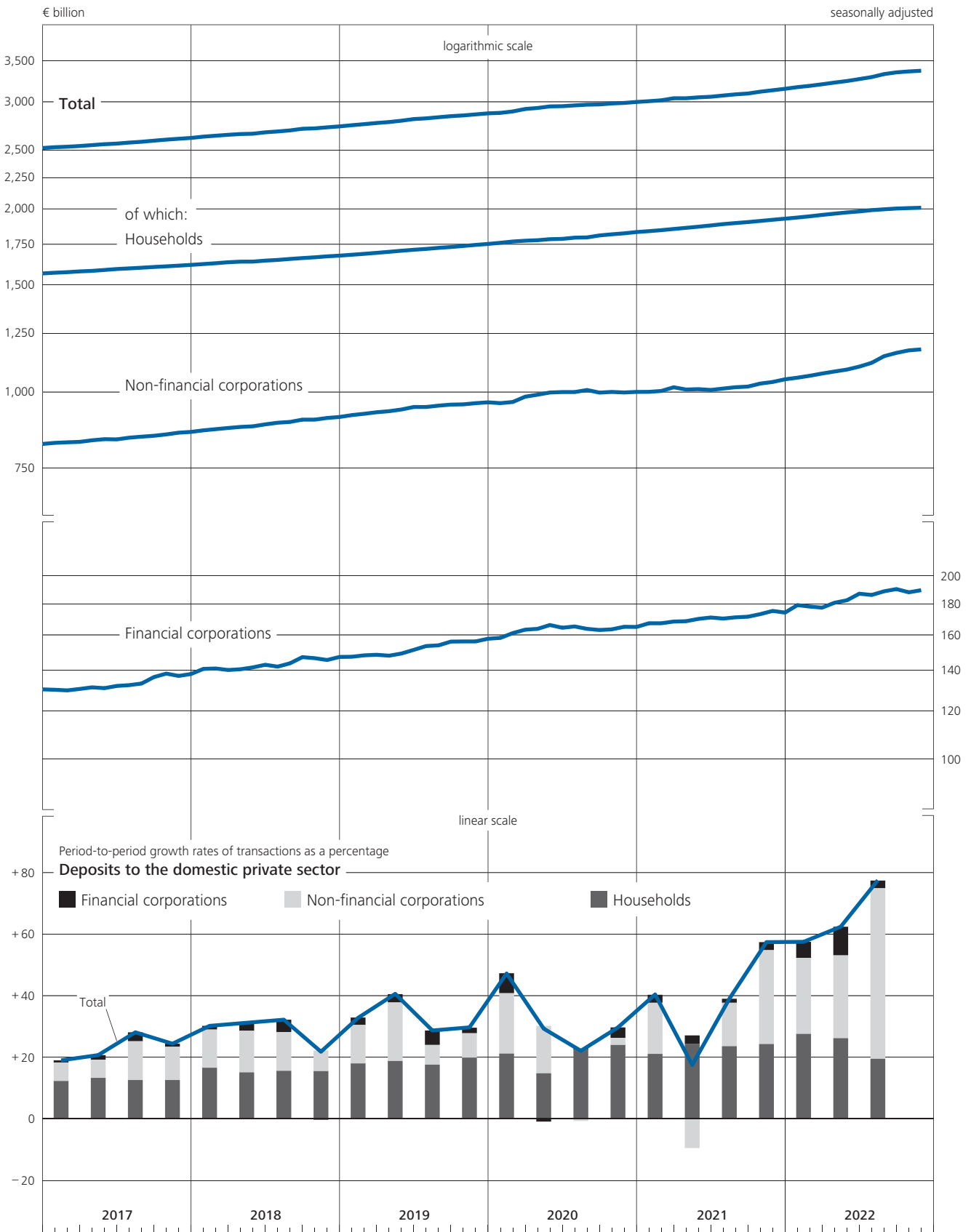
Source of the unadjusted figures for transactions and growth rates: European Central Bank; provisional. \* Adjusted for loan sales and securitisations. Adjustment method based on extended data collected according to Regulation ECB/2013/33. + Using Census X-12-ARIMA, 0.2.8. 1 Excluding reverse repos with central counterparties.

2 Including non-profit institutions serving households. 3 Outstanding amount at the end of the quarter and month, respectively. 4 Figures calculated on the basis of indices with five decimal places.

I. Banks and other financial institutions

2. Deposits and loans in Germany

a) Loans of monetary financial institutions (excluding the Bundesbank) in Germany to the domestic private sector



## I. Banks and other financial institutions

### 2. Deposits and Loans in Germany

#### b) Deposits held with monetary financial institutions (excluding the Bundesbank) in Germany by domestic non-banks

seasonally adjusted +

| Period   | of which: |           |                            |              |                         | Breakdown of short-term deposits by domestic sector: 1 |  |                                |                            |              |                      |
|--|-----------|-----------|----------------------------|--------------|-------------------------|--|--|--------------------------------|----------------------------|--------------|----------------------|
|  | Total     | Overnight | With an agreed maturity of |              | Redeemable at notice of |  | Insurance corporations and pension funds | Other financial intermediaries | Non-financial corporations | Households 2 | General government 3 |
|  |           |           | Up to 2 years              | Over 2 years | Up to 3 months          | Over 3 months  |  |                                |                            |              |                      |
| <b>Outstanding amounts in € billion 4</b>                              |           |           |                            |              |                         |  |  |                                |                            |              |                      |
| 2021 Q3  | 3,923.3   | 2,649.9   | 193.3                      | 518.5        | 536.9                   | 24.6   | 33.0                                     | 161.8                          | 676.7                      | 2,375.3      | 133.3                |
| Q4   | 3,932.8   | 2,650.1   | 205.5                      | 516.7        | 536.5                   | 24.1   | 31.5                                     | 167.6                          | 676.4                      | 2,378.4      | 138.1                |
| 2022 Q1  | 3,999.6   | 2,703.0   | 224.5                      | 513.7        | 535.4                   | 23.0   | 32.2                                     | 177.1                          | 697.5                      | 2,387.5      | 168.7                |
| Q2   | 4,010.5   | 2,710.2   | 239.2                      | 506.8        | 532.1                   | 22.3   | 30.3                                     | 180.4                          | 697.4                      | 2,394.7      | 178.6                |
| Q3   | 4,113.8   | 2,757.5   | 304.8                      | 505.5        | 524.0                   | 22.0   | 37.7                                     | 188.2                          | 727.8                      | 2,432.9      | 199.7                |
| 2021 Nov.  | 3,939.7   | 2,659.5   | 201.3                      | 518.1        | 536.5                   | 24.3   | 32.7                                     | 166.0                          | 687.4                      | 2,376.7      | 134.5                |
| Dec.   | 3,932.8   | 2,650.1   | 205.5                      | 516.7        | 536.5                   | 24.1   | 31.5                                     | 167.6                          | 676.4                      | 2,378.4      | 138.1                |
| 2022 Jan.  | 3,981.1   | 2,688.6   | 216.3                      | 515.9        | 536.8                   | 23.5   | 35.5                                     | 169.5                          | 690.0                      | 2,384.8      | 161.9                |
| Feb.   | 3,995.0   | 2,702.1   | 217.7                      | 515.1        | 536.8                   | 23.3   | 35.8                                     | 173.3                          | 693.3                      | 2,391.0      | 163.2                |
| Mar.   | 3,999.6   | 2,703.0   | 224.5                      | 513.7        | 535.4                   | 23.0   | 32.2                                     | 177.1                          | 697.5                      | 2,387.5      | 168.7                |
| Apr.   | 4,005.6   | 2,700.9   | 236.0                      | 511.2        | 534.7                   | 22.8   | 30.3                                     | 174.4                          | 700.4                      | 2,392.6      | 174.1                |
| May  | 4,003.1   | 2,709.6   | 228.7                      | 508.9        | 533.4                   | 22.5   | 31.0                                     | 176.7                          | 694.4                      | 2,393.5      | 176.1                |
| June   | 4,010.5   | 2,710.2   | 239.2                      | 506.8        | 532.1                   | 22.3   | 30.3                                     | 180.4                          | 697.4                      | 2,394.7      | 178.6                |
| July   | 4,039.6   | 2,720.0   | 259.5                      | 507.0        | 531.0                   | 22.1   | 32.6                                     | 180.2                          | 704.3                      | 2,409.7      | 183.7                |
| Aug.   | 4,089.3   | 2,762.9   | 269.5                      | 505.9        | 529.0                   | 22.0   | 35.2                                     | 180.5                          | 729.1                      | 2,423.0      | 193.5                |
| Sep.   | 4,113.8   | 2,757.5   | 304.8                      | 505.5        | 524.0                   | 22.0   | 37.7                                     | 188.2                          | 727.8                      | 2,432.9      | 199.7                |
| Oct.   | 4,115.4   | 2,736.4   | 331.7                      | 504.1        | 520.9                   | 22.3   | 39.3                                     | 182.3                          | 736.4                      | 2,433.8      | 197.2                |
| Nov. p   | 4,118.3   | 2,734.6   | 346.4                      | 499.6        | 515.3                   | 22.5   | 37.2                                     | 180.5                          | 740.8                      | 2,435.5      | 202.2                |
| <b>Transactions during period in € billion</b>                         |           |           |                            |              |                         |  |  |                                |                            |              |                      |
| 2021 Q3  | 27.2      | 39.1      | -6.2                       | -5.0         | 0.1                     | -0.8   | -0.7                                     | 10.3                           | 11.6                       | 6.5          | 5.4                  |
| Q4   | 8.5       | -0.6      | 12.2                       | -2.1         | -0.5                    | -0.5   | -1.5                                     | 5.1                            | -0.3                       | 3.0          | 4.8                  |
| 2022 Q1  | 66.0      | 52.4      | 19.0                       | -3.1         | -1.0                    | -1.1   | 1.1                                      | 9.1                            | 20.5                       | 8.9          | 30.6                 |
| Q2   | 7.8       | 4.5       | 13.8                       | -6.9         | -2.9                    | -0.7   | -2.0                                     | 2.2                            | -2.4                       | 7.7          | 9.8                  |
| Q3   | 99.1      | 44.4      | 64.2                       | -1.1         | -8.1                    | -0.3   | 7.3                                      | 5.9                            | 28.6                       | 37.6         | 21.1                 |
| 2021 Nov.  | 1.0       | 6.7       | -3.7                       | -1.6         | -0.2                    | -0.2   | -0.0                                     | 1.5                            | 2.1                        | 2.9          | -3.7                 |
| Dec.   | -6.9      | -9.5      | 4.2                        | -1.4         | -0.0                    | -0.2   | -1.2                                     | 1.7                            | -11.1                      | 1.7          | 3.6                  |
| 2022 Jan.  | 47.8      | 38.1      | 10.8                       | -0.8         | 0.3                     | -0.6   | 3.0                                      | 2.8                            | 13.2                       | 6.3          | 23.8                 |
| Feb.   | 14.0      | 13.6      | 1.4                        | -0.8         | 0.0                     | -0.2   | 0.2                                      | 3.9                            | 3.4                        | 6.2          | 1.4                  |
| Mar.   | 4.3       | 0.6       | 6.8                        | -1.5         | -1.3                    | -0.3   | -2.1                                     | 2.4                            | 3.9                        | -3.6         | 5.5                  |
| Apr.   | 3.5       | -4.3      | 10.8                       | -2.5         | -0.3                    | -0.2   | -2.0                                     | -3.2                           | 1.5                        | 4.7          | 5.3                  |
| May  | -1.6      | 9.3       | -7.1                       | -2.2         | -1.3                    | -0.3   | 0.7                                      | 2.8                            | -6.7                       | 2.1          | 2.0                  |
| June   | 5.9       | -0.5      | 10.1                       | -2.2         | -1.3                    | -0.2   | -0.7                                     | 2.7                            | 2.9                        | 1.0          | 2.4                  |
| July   | 26.8      | 8.7       | 19.3                       | 0.0          | -1.1                    | -0.2   | 2.3                                      | -1.5                           | 6.3                        | 14.7         | 5.1                  |
| Aug.   | 49.0      | 42.2      | 9.9                        | -0.9         | -2.0                    | -0.1   | 2.5                                      | 0.0                            | 24.4                       | 13.3         | 9.7                  |
| Sep.   | 23.3      | -6.5      | 35.0                       | -0.2         | -5.0                    | -0.1   | 2.5                                      | 7.4                            | -2.1                       | 9.6          | 6.3                  |
| Oct.   | 1.5       | -21.5     | 27.2                       | -1.4         | -3.1                    | 0.3  | 1.6                                      | -6.9                           | 9.2                        | 1.1          | -2.5                 |
| Nov. p   | 13.6      | 0.8       | 15.3                       | 2.8          | -5.6                    | 0.2  | -2.0                                     | -0.4                           | 5.9                        | 2.0          | 5.1                  |
| <b>Period-to-period growth rates of transactions as a percentage 5</b> |           |           |                            |              |                         |  |  |                                |                            |              |                      |
| 2021 Q3  | 0.7       | 1.5       | -3.1                       | -0.9         | 0.0                     | -3.1   | -2.2                                     | 6.7                            | 1.7                        | 0.3          | 4.2                  |
| Q4   | 0.2       | -0.0      | 6.3                        | -0.4         | -0.1                    | -2.1   | -4.7                                     | 3.2                            | -0.0                       | 0.1          | 3.6                  |
| 2022 Q1  | 1.7       | 2.0       | 9.2                        | -0.6         | -0.2                    | -4.6   | 3.7                                      | 5.4                            | 3.0                        | 0.4          | 22.2                 |
| Q2   | 0.2       | 0.2       | 6.2                        | -1.3         | -0.5                    | -3.0   | -6.1                                     | 1.3                            | -0.3                       | 0.3          | 5.8                  |
| Q3   | 2.5       | 1.6       | 26.8                       | -0.2         | -1.5                    | -1.4   | 24.0                                     | 3.3                            | 4.1                        | 1.6          | 11.8                 |
| 2021 Nov.  | 0.0       | 0.3       | -1.8                       | -0.3         | -0.0                    | -0.7   | -0.1                                     | 0.9                            | 0.3                        | 0.1          | -2.7                 |
| Dec.   | -0.2      | -0.4      | 2.1                        | -0.3         | -0.0                    | -0.7   | -3.7                                     | 1.0                            | -1.6                       | 0.1          | 2.7                  |
| 2022 Jan.  | 1.2       | 1.4       | 5.2                        | -0.2         | 0.0                     | -2.3   | 9.5                                      | 1.7                            | 2.0                        | 0.3          | 17.2                 |
| Feb.   | 0.4       | 0.5       | 0.7                        | -0.2         | 0.0                     | -1.0   | 0.6                                      | 2.3                            | 0.5                        | 0.3          | 0.9                  |
| Mar.   | 0.1       | 0.0       | 3.1                        | -0.3         | -0.2                    | -1.3   | -5.9                                     | 1.4                            | 0.6                        | -0.2         | 3.3                  |
| Apr.   | 0.1       | -0.2      | 4.8                        | -0.5         | -0.0                    | -1.0   | -6.2                                     | -1.8                           | 0.2                        | 0.2          | 3.2                  |
| May  | -0.0      | 0.3       | -3.0                       | -0.4         | -0.2                    | -1.2   | 2.5                                      | 1.6                            | -1.0                       | 0.1          | 1.1                  |
| June   | 0.1       | -0.0      | 4.4                        | -0.4         | -0.2                    | -0.8   | -2.3                                     | 1.5                            | 0.4                        | 0.0          | 1.4                  |
| July   | 0.7       | 0.3       | 8.1                        | 0.0          | -0.2                    | -0.7   | 7.5                                      | -0.8                           | 0.9                        | 0.6          | 2.9                  |
| Aug.   | 1.2       | 1.6       | 3.8                        | -0.2         | -0.4                    | -0.4   | 7.8                                      | 0.0                            | 3.5                        | 0.6          | 5.3                  |
| Sep.   | 0.6       | -0.2      | 13.0                       | -0.0         | -0.9                    | -0.3   | 7.0                                      | 4.1                            | -0.3                       | 0.4          | 3.2                  |
| Oct.   | 0.0       | -0.8      | 8.9                        | -0.3         | -0.6                    | 1.2  | 4.2                                      | -3.7                           | 1.3                        | 0.0          | -1.2                 |
| Nov. p   | 0.3       | 0.0       | 4.6                        | 0.6          | -1.1                    | 1.0  | -5.1                                     | -0.2                           | 0.8                        | 0.1          | 2.6                  |

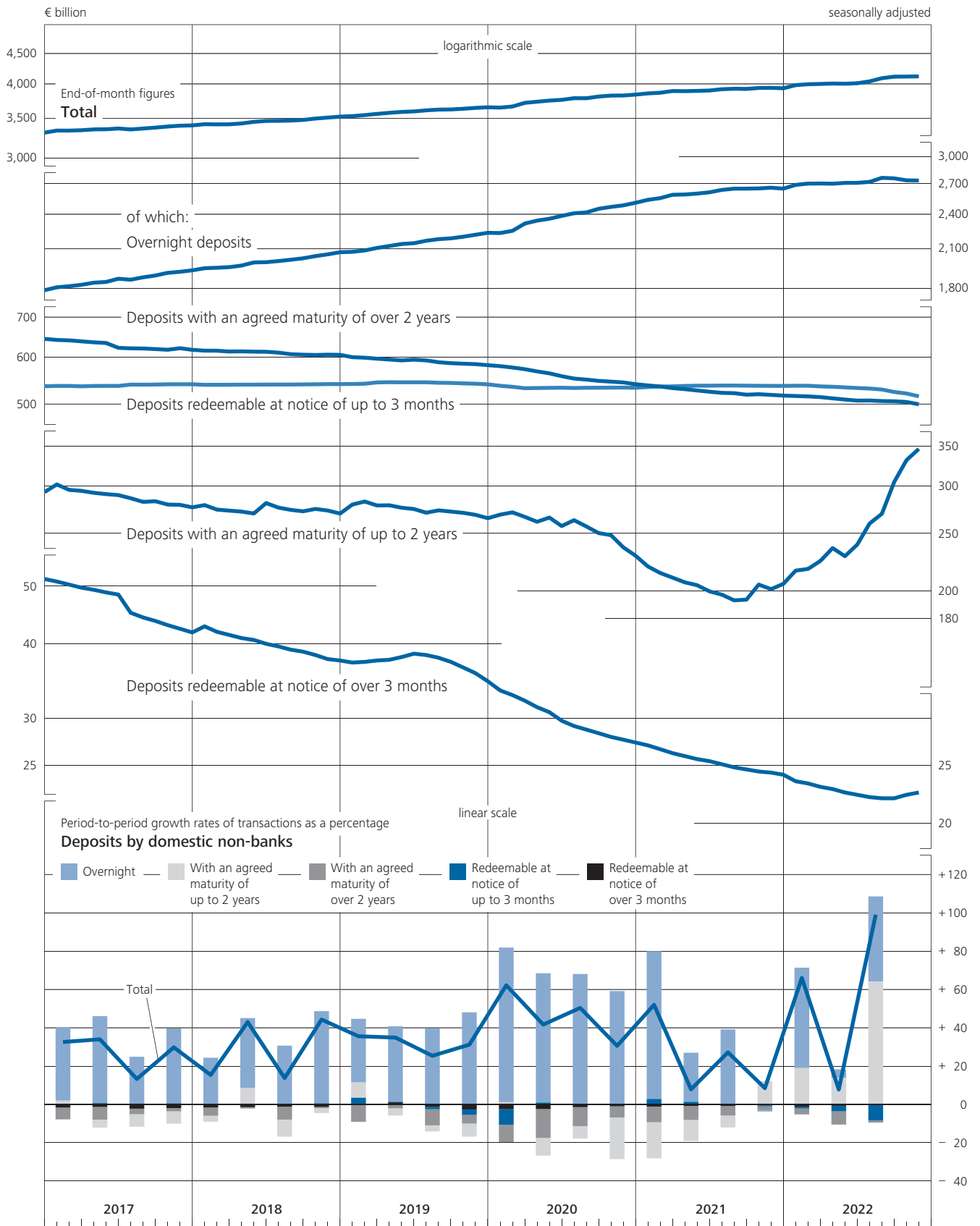
Source of the unadjusted figures for transactions and growth rates: European Central Bank; provisional. + Using Census X-12-ARIMA, 0.2.8. 1 Short-term deposits include overnight deposits, deposits with an agreed maturity of up to 2 years and deposits redeemable at notice of up to 3 months. 2 Including non-profit institutions serving

households. 3 Excluding central government. 4 Outstanding amount at the end of the quarter and month, respectively. 5 Figures calculated on the basis of indices with five decimal places.

I. Banks and other financial institutions

2. Deposits and Loans in Germany

b) Deposits held with monetary financial institutions (excluding the Bundesbank) in Germany by domestic non-banks



## II. Macroeconomic accounting systems

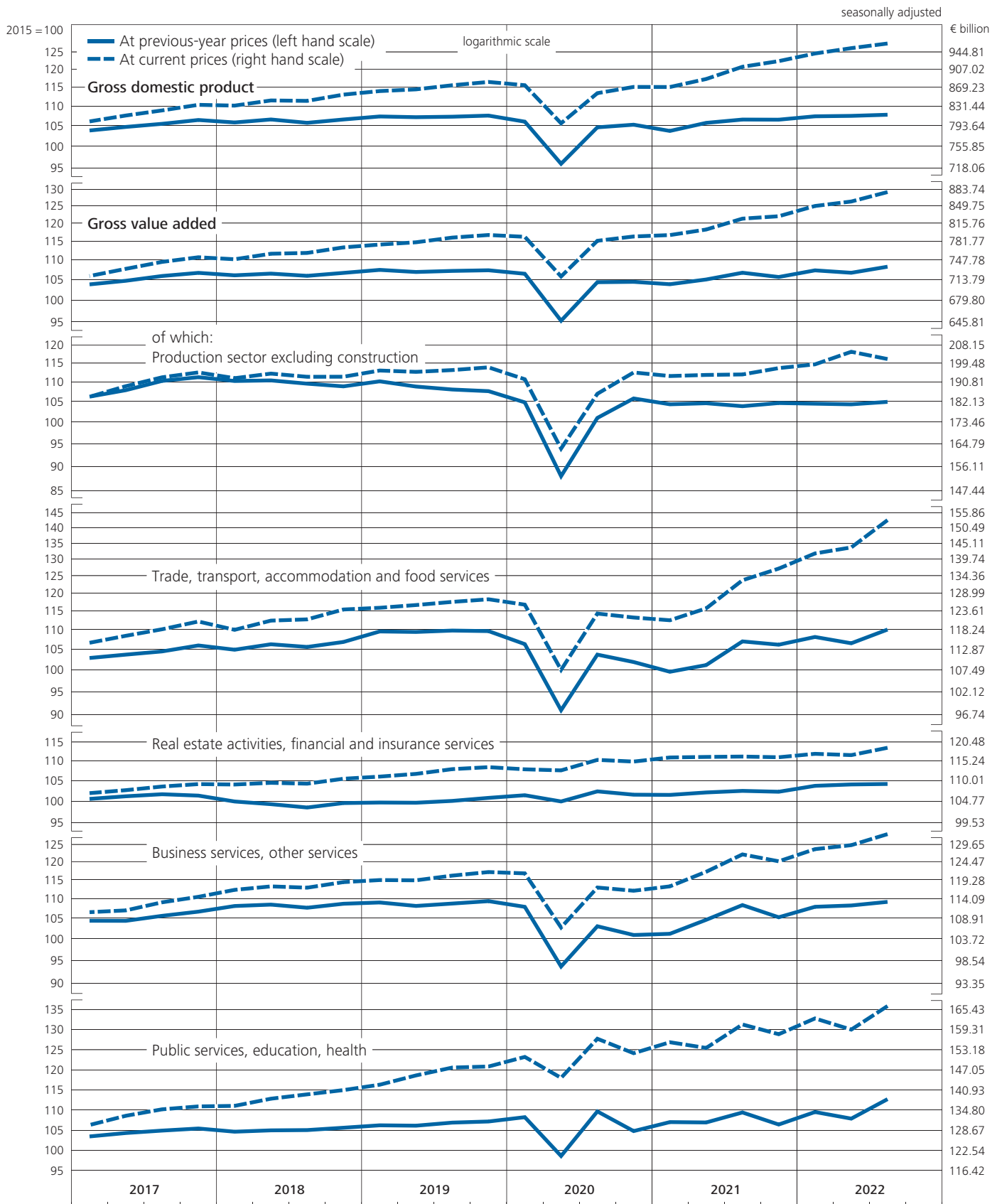
### 1. GDP and gross value added of selected economic sectors \*

seasonally adjusted

| Period   | Gross domestic product |                                  | Gross value added 1,2 (R) |                                  | of which:                                      |                                  |                  |                                  |   |                                  |                               |                                  |  |                                  |                                     |                                  |                                    |                                  |
|--|------------------------|----------------------------------|---------------------------|----------------------------------|--|----------------------------------|------------------|----------------------------------|---|----------------------------------|-------------------------------|----------------------------------|--|----------------------------------|-------------------------------------|----------------------------------|------------------------------------|----------------------------------|
|  |                        |                                  |                           |                                  | Production sector excluding construction 2 (R) |                                  | Construction (A) |                                  | Trade, transport, accommodation and food services 2 |                                  | Information and communication |                                  | Real estate activities, financial and insurance services 2 |                                  | Business services, other services 2 |                                  | Public services, education, health |                                  |
|  | Index/ € billion       | Change from previous period in % | Index/ € billion          | Change from previous period in % | Index/ € billion                               | Change from previous period in % | Index/ € billion | Change from previous period in % | Index/ € billion                                    | Change from previous period in % | Index/ € billion              | Change from previous period in % | Index/ € billion   | Change from previous period in % | Index/ € billion                    | Change from previous period in % | Index/ € billion                   | Change from previous period in % |
| <b>At previous-year prices (2015 = 100) <sup>3</sup></b> |                        |                                  |                           |                                  |  |                                  |                  |                                  |   |                                  |                               |                                  |  |                                  |                                     |                                  |                                    |                                  |
| 2015 Q4  | 100.65                 | 0.4                              | 100.40                    | 0.1                              | 99.88  | -0.5                             | 100.21           | 0.9                              | 100.22  | -0.2                             | 102.41                        | 2.1                              | 100.39   | 0.2                              | 100.65                              | 0.4                              | 100.53                             | 0.3                              |
| 2016 Q1  | 101.49                 | 0.8                              | 101.43                    | 1.0                              | 103.69   | 3.8                              | 101.35           | 1.1                              | 101.36  | 1.1                              | 101.60                        | -0.8                             | 99.36  | -1.0                             | 99.94                               | -0.7                             | 101.53                             | 1.0                              |
| Q2   | 101.94                 | 0.4                              | 101.92                    | 0.5                              | 103.76   | 0.1                              | 101.93           | 0.6                              | 101.73  | 0.4                              | 102.04                        | 0.4                              | 99.30  | -0.1                             | 101.34                              | 1.4                              | 102.31                             | 0.8                              |
| Q3   | 102.20                 | 0.3                              | 102.31                    | 0.4                              | 104.54   | 0.8                              | 101.52           | -0.4                             | 101.80  | 0.1                              | 104.17                        | 2.1                              | 99.23  | -0.1                             | 101.54                              | 0.2                              | 102.80                             | 0.5                              |
| Q4   | 102.57                 | 0.4                              | 102.55                    | 0.2                              | 104.16   | -0.4                             | 100.79           | -0.7                             | 102.69  | 0.9                              | 104.18                        | 0.0                              | 99.89  | 0.7                              | 101.79                              | 0.2                              | 103.16                             | 0.4                              |
| 2017 Q1  | 103.81                 | 1.2                              | 103.79                    | 1.2                              | 106.21   | 2.0                              | 101.33           | 0.5                              | 102.87  | 0.2                              | 106.55                        | 2.3                              | 100.51   | 0.6                              | 104.38                              | 2.5                              | 103.47                             | 0.3                              |
| Q2   | 104.69                 | 0.8                              | 104.68                    | 0.9                              | 107.85   | 1.5                              | 102.47           | 1.1                              | 103.69  | 0.8                              | 107.44                        | 0.8                              | 101.13   | 0.6                              | 104.36                              | -0.0                             | 104.32                             | 0.8                              |
| Q3   | 105.46                 | 0.7                              | 105.87                    | 1.1                              | 110.24   | 2.2                              | 102.16           | -0.3                             | 104.48  | 0.8                              | 109.21                        | 1.6                              | 101.62   | 0.5                              | 105.60                              | 1.2                              | 104.92                             | 0.6                              |
| Q4   | 106.42                 | 0.9                              | 106.66                    | 0.7                              | 111.21   | 0.9                              | 102.97           | 0.8                              | 105.96  | 1.4                              | 110.30                        | 1.0                              | 101.29   | -0.3                             | 106.65                              | 1.0                              | 105.44                             | 0.5                              |
| 2018 Q1  | 105.80                 | -0.6                             | 106.04                    | -0.6                             | 110.22   | -0.9                             | 102.63           | -0.3                             | 104.90  | -1.0                             | 114.25                        | 3.6                              | 99.89  | -1.4                             | 108.08                              | 1.3                              | 104.65                             | -0.7                             |
| Q2   | 106.55                 | 0.7                              | 106.47                    | 0.4                              | 110.37   | 0.1                              | 104.09           | 1.4                              | 106.26  | 1.3                              | 115.79                        | 1.3                              | 99.26  | -0.6                             | 108.44                              | 0.3                              | 104.98                             | 0.3                              |
| Q3   | 105.71                 | -0.8                             | 105.91                    | -0.5                             | 109.52   | -0.8                             | 103.72           | -0.4                             | 105.59  | -0.6                             | 116.01                        | 0.2                              | 98.48  | -0.8                             | 107.64                              | -0.7                             | 105.05                             | 0.1                              |
| Q4   | 106.55                 | 0.8                              | 106.65                    | 0.7                              | 108.83   | -0.6                             | 106.63           | 2.8                              | 106.84  | 1.2                              | 118.68                        | 2.3                              | 99.52  | 1.1                              | 108.66                              | 0.9                              | 105.63                             | 0.6                              |
| 2019 Q1  | 107.31                 | 0.7                              | 107.41                    | 0.7                              | 110.13   | 1.2                              | 101.44           | -4.9                             | 109.53  | 2.5                              | 119.28                        | 0.5                              | 99.65  | 0.1                              | 108.99                              | 0.3                              | 106.23                             | 0.6                              |
| Q2   | 107.13                 | -0.2                             | 106.88                    | -0.5                             | 108.78   | -1.2                             | 99.89            | -1.5                             | 109.40  | -0.1                             | 120.15                        | 0.7                              | 99.60  | -0.1                             | 108.10                              | -0.8                             | 106.14                             | -0.1                             |
| Q3   | 107.25                 | 0.1                              | 107.15                    | 0.3                              | 108.02   | -0.7                             | 100.37           | 0.5                              | 109.76  | 0.3                              | 121.54                        | 1.2                              | 100.03   | 0.4                              | 108.71                              | 0.6                              | 106.90                             | 0.7                              |
| Q4   | 107.53                 | 0.3                              | 107.31                    | 0.1                              | 107.60   | -0.4                             | 100.52           | 0.1                              | 109.62  | -0.1                             | 121.97                        | 0.4                              | 100.75   | 0.7                              | 109.33                              | 0.6                              | 107.18                             | 0.3                              |
| 2020 Q1  | 106.00                 | -1.4                             | 106.43                    | -1.0                             | 104.79   | -2.6                             | 104.00           | 3.5                              | 106.30  | -3.0                             | 122.55                        | 0.5                              | 101.38   | 0.6                              | 107.87                              | -1.3                             | 108.25                             | 1.0                              |
| Q2   | 95.95                  | -9.5                             | 95.24                     | -10.5                            | 88.01  | -16.0                            | 99.65            | -4.2                             | 90.92   | -14.5                            | 117.08                        | -4.5                             | 99.90  | -1.5                             | 93.68                               | -13.2                            | 98.62                              | -8.9                             |
| Q3   | 104.59                 | 9.0                              | 104.33                    | 9.5                              | 101.00   | 14.8                             | 97.25            | -2.4                             | 103.69  | 14.0                             | 120.45                        | 2.9                              | 102.31   | 2.4                              | 103.03                              | 10.0                             | 109.68                             | 11.2                             |
| Q4   | 105.24                 | 0.6                              | 104.42                    | 0.1                              | 105.76   | 4.7                              | 105.61           | 8.6                              | 101.89  | -1.7                             | 122.89                        | 2.0                              | 101.51   | -0.8                             | 100.92                              | -2.0                             | 104.80                             | -4.4                             |
| 2021 Q1  | 103.70                 | -1.5                             | 103.83                    | -0.6                             | 104.31   | -1.4                             | 99.13            | -6.1                             | 99.57   | -2.3                             | 123.75                        | 0.7                              | 101.46   | -0.0                             | 101.21                              | 0.3                              | 107.03                             | 2.1                              |
| Q2   | 105.70                 | 1.9                              | 105.00                    | 1.1                              | 104.57   | 0.2                              | 102.82           | 3.7                              | 101.16  | 1.6                              | 124.93                        | 1.0                              | 102.05   | 0.6                              | 104.61                              | 3.4                              | 106.94                             | -0.1                             |
| Q3   | 106.53                 | 0.8                              | 106.69                    | 1.6                              | 103.84   | -0.7                             | 99.96            | -2.8                             | 106.98  | 5.8                              | 125.13                        | 0.2                              | 102.43   | 0.4                              | 108.32                              | 3.5                              | 109.42                             | 2.3                              |
| Q4   | 106.50                 | -0.0                             | 105.62                    | -1.0                             | 104.62   | 0.8                              | 98.18            | -1.8                             | 106.15  | -0.8                             | 126.22                        | 0.9                              | 102.22   | -0.2                             | 105.24                              | -2.8                             | 106.43                             | -2.7                             |
| 2022 Q1 <sup>4</sup>                                     | 107.35                 | 0.8                              | 107.29                    | 1.6                              | 104.46   | -0.2                             | 101.42           | 3.3                              | 108.11  | 1.8                              | 127.69                        | 1.2                              | 103.66   | 1.4                              | 107.88                              | 2.5                              | 109.53                             | 2.9                              |
| Q2   | 107.46                 | 0.1                              | 106.68                    | -0.6                             | 104.30   | -0.2                             | 98.94            | -2.4                             | 106.51  | -1.5                             | 128.00                        | 0.2                              | 104.00   | 0.3                              | 108.22                              | 0.3                              | 107.89                             | -1.5                             |
| Q3   | 107.89                 | 0.4                              | 108.22                    | 1.4                              | 104.91   | 0.6                              | 94.80            | -4.2                             | 110.02  | 3.3                              | 128.10                        | 0.1                              | 104.12   | 0.1                              | 109.15                              | 0.9                              | 112.72                             | 4.5                              |
| <b>At current prices <sup>2</sup></b>                    |                        |                                  |                           |                                  |  |                                  |                  |                                  |   |                                  |                               |                                  |  |                                  |                                     |                                  |                                    |                                  |
| 2015 Q4  | 764.593                | 0.7                              | 686.546                   | 0.4                              | 174.222  | -0.3                             | 31.686           | 1.8                              | 108.254   | 0.1                              | 32.271                        | 1.8                              | 105.732  | 0.4                              | 104.975                             | 0.7                              | 124.014                            | 0.5                              |
| 2016 Q1  | 774.643                | 1.3                              | 696.400                   | 1.4                              | 181.700  | 4.3                              | 32.394           | 2.2                              | 109.954   | 1.6                              | 32.156                        | -0.4                             | 105.339  | -0.4                             | 104.561                             | -0.4                             | 125.116                            | 0.9                              |
| Q2   | 780.577                | 0.8                              | 702.698                   | 0.9                              | 181.482  | -0.1                             | 33.091           | 2.2                              | 110.927   | 0.9                              | 32.235                        | 0.2                              | 106.025  | 0.7                              | 106.528                             | 1.9                              | 127.270                            | 1.7                              |
| Q3   | 783.874                | 0.4                              | 706.575                   | 0.6                              | 182.656  | 0.6                              | 33.161           | 0.2                              | 111.270   | 0.3                              | 32.754                        | 1.6                              | 106.006  | -0.0                             | 106.693                             | 0.2                              | 128.587                            | 1.0                              |
| Q4   | 790.204                | 0.8                              | 711.253                   | 0.7                              | 182.926  | 0.1                              | 33.259           | 0.3                              | 113.526   | 2.0                              | 32.651                        | -0.3                             | 106.376  | 0.3                              | 107.330                             | 0.6                              | 129.060                            | 0.4                              |
| 2017 Q1  | 801.646                | 1.4                              | 719.665                   | 1.2                              | 184.177  | 0.7                              | 33.479           | 0.7                              | 114.623   | 1.0                              | 33.351                        | 1.1                              | 106.738  | 0.3                              | 110.482                             | 2.9                              | 130.275                            | 0.9                              |
| Q2   | 812.923                | 1.4                              | 732.009                   | 1.7                              | 188.857  | 2.5                              | 34.483           | 3.0                              | 116.529   | 1.7                              | 33.678                        | 2.0                              | 107.493  | 0.7                              | 110.949                             | 0.4                              | 133.076                            | 2.2                              |
| Q3   | 822.783                | 1.2                              | 744.089                   | 1.7                              | 192.861  | 2.1                              | 34.924           | 1.3                              | 118.344   | 1.6                              | 34.169                        | 1.5                              | 108.420  | 0.9                              | 113.088                             | 1.9                              | 135.040                            | 1.5                              |
| Q4   | 833.723                | 1.3                              | 752.302                   | 1.1                              | 195.091  | 1.2                              | 35.620           | 2.0                              | 120.537   | 1.9                              | 34.415                        | 0.7                              | 109.049  | 0.6                              | 114.565                             | 1.3                              | 135.924                            | 0.7                              |
| 2018 Q1  | 832.194                | -0.2                             | 748.769                   | -0.5                             | 192.460  | -1.3                             | 35.475           | -0.4                             | 118.188   | -1.9                             | 35.865                        | 4.2                              | 108.941  | -0.1                             | 116.470                             | 1.7                              | 136.091                            | 0.1                              |
| Q2   | 842.410                | 1.2                              | 758.597                   | 1.3                              | 194.555  | 1.1                              | 36.642           | 3.3                              | 120.789   | 2.2                              | 36.320                        | 1.3                              | 109.377  | 0.4                              | 117.426                             | 0.8                              | 138.268                            | 1.6                              |
| Q3   | 841.544                | -0.1                             | 760.062                   | 0.2                              | 193.088  | -0.8                             | 37.315           | 1.8                              | 121.147   | 0.3                              | 36.478                        | 0.4                              | 109.157  | -0.2                             | 117.071                             | -0.3                             | 139.588                            | 1.0                              |
| Q4   | 854.104                | 1.5                              | 770.086                   | 1.3                              | 193.124  | 0.0                              | 39.230           | 5.1                              | 124.008   | 2.4                              | 37.310                        | 2.3                              | 110.434  | 1.2                              | 118.622                             | 1.3                              | 140.884                            | 0.9                              |
| 2019 Q1  | 861.296                | 0.8                              | 775.262                   | 0.7                              | 195.971  | 1.5                              | 38.039           | -3.0                             | 124.509   | 0.4                              | 37.422                        | 0.3                              | 110.997  | 0.5                              | 119.198                             | 0.5                              | 142.519                            | 1.2                              |
| Q2   | 864.772                | 0.4                              | 779.441                   | 0.5                              | 195.359  | -0.3                             | 38.037           | -0.0                             | 125.322   | 0.7                              | 37.835                        | 1.1                              | 111.712  | 0.6                              | 119.127                             | -0.1                             | 145.346                            | 2.0                              |
| Q3   | 873.250                | 1.0                              | 788.128                   | 1.1                              | 196.183  | 0.4                              | 39.097           | 2.8                              | 126.258   | 0.7                              | 38.534                        | 1.8                              | 112.973  | 1.1                              | 120.459                             | 1.1                              | 147.732                            | 1.6                              |
| Q4   | 880.050                | 0.8                              | 792.962                   | 0.6                              | 197.452  | 0.6                              | 39.887           | 2.0                              | 127.036   | 0.6                              | 38.810                        | 0.7                              | 113.502  | 0.5                              | 121.475                             | 0.8                              | 148.057                            | 2.0                              |
| 2020 Q1  | 873.312                | -0.8                             | 789.600                   | -0.4                             | 191.973  | -2.8                             | 41.688           | 4.5                              | 125.433   | -1.3                             | 38.748                        | -0.2                             | 112.927  | -0.5                             | 121.099                             | -0.3                             | 150.968                            | 2.0                              |
| Q2   | 798.112                | -8.6                             | 718.876                   | -9.0                             | 162.953  | -15.1                            | 40.631           | -2.5                             | 107.520   | -14.3                            | 37.488                        | -3.3                             | 112.641  | -0.3                             | 106.558                             | -12.0                            | 144.605                            | -4.2                             |
| Q3   | 857.040                | 7.4                              | 782.182                   | 8.8                              | 185.494  | 13.8                             | 40.009           | -1.5                             | 122.820   | 14.2                             | 38.655                        | 3.1                              | 115.472  | 2.5                              | 117.112                             | 9.9                              | 156.495                            | 8.2                              |
| Q4   | 869.793                | 1.5                              | 790.190                   | 1.0                              | 195.070  | 5.2                              | 44.195           | 10.5                             | 121.677   | -0.9                             | 39.651                        | 2.6                              | 115.014  | -0.4                             | 116.225                             | -0.8                             | 152.102                            | -2.8                             |
| 2021 Q1  | 869.593                | -0.0                             | 792.835                   | 0.3                              | 193.439  | -0.8                             | 42.334           | -4.2                             | 120.892   | -0.6                             | 40.350                        | 1.8                              | 116.130  | 1.0                              | 117.437                             | 1.0                              | 155.434                            | 2.2                              |
| Q2   | 886.212                | 1.9                              | 803.284                   | 1.3                              | 193.939  | 0.3                              | 45.061           | 6.4                              | 124.333   | 2.8                              | 40.964                        | 1.5                              | 116.278  | 0.1                              | 121.558                             | 3.5                              | 153.696                            | -1.1                             |
| Q3   | 912.219                | 2.9                              | 824.243                   | 2.6                              | 194.163  | 0.1                              | 44.758           | -0.7                             | 132.883   | 6.9                              | 40.882                        | -0.2                             | 116.385  | 0.1                              | 126.651                             | 4.2                              | 160.837                            | 4.6                              |
| Q4   | 924.492                | 1.3                              | 828.904                   | 0.6                              | 197.093  | 1.5                              | 46.436           | 3.7                              | 136.601   | 2.8                              | 41.420                        | 1.3                              | 116.192  | -0.2                             | 124.605                             | -1.6                             | 157.874                            | -1.8                             |
| 2022 Q1 <sup>4</sup>                                     | 941.337                | 1.8                              | 849.262                   | 2.5                              | 198.861  | 0.9                              | 49.573           | 6.8                              | 141.584   | 3.6                              | 41.778                        | 0.9                              | 117.142  | 0.8                              | 128.236                             | 2.9                              | 162.667                            | 3.0                              |
| Q2   | 953.303                | 1.3                              | 858.312                   | 1.1                              | 204.860  | 3.0                              | 51.824           | 4.5                              | 143.613   | 1.4                              | 41.248                        | -1.3                             | 116.783  | -0.3                             | 129.452                             | 0.9                              | 159.275                            | -2.1                             |
| Q3   | 966.800                | 1.4                              | 877.696                   | 2.3                              | 201.368  | -1.7                             | 52.343           | 1.0                              | 153.189   | 6.7                              | 41.914                        | 1.6                              | 118.830  | 1.8                              | 132.872                             | 2.6                              | 166.4                              |                                  |

## II. Macroeconomic accounting systems

### 1. GDP and gross value added of selected economic sectors



## II. Macroeconomic accounting systems

### 2. GDP expenditure components at previous-year prices \*

| Period   | Gross domestic product |                                  | of which:          |                           |                            |                         |               |                              |           |                                  |           | Net exports<br>4 (R) | Exports 1 (R) | Imports 1 (R) |                                  |           |             |
|--|------------------------|----------------------------------|--------------------|---------------------------|----------------------------|-------------------------|---------------|------------------------------|-----------|----------------------------------|-----------|----------------------|---------------|---------------|----------------------------------|-----------|-------------|
|  | Index                  | Change from previous period in % | Domestic use 1 (R) | Private consumption 2 (R) | Government consumption (R) | Machinery and equipment | Buildings (A) | Changes in inventories 3 (R) | Index     | Change from previous period in % | Index     |                      |               |               | Change from previous period in % |           |             |
| 2015 = 100 <sup>5</sup>  |                        |                                  |                    |                           |                            |                         |               |                              |           |                                  |           |                      |               |               |                                  |           |             |
| 2015 Q4  | 100.65                 | 0.4                              | 101.24             | 1.0                       | 100.75                     | 0.3                     | 101.89        | 1.6                          | 103.09    | 3.5                              | 101.29    | 2.0                  | -             | 99.86         | -0.5                             | 101.08    | 0.7         |
| 2016 Q1  | 101.49                 | 0.8                              | 102.47             | 1.2                       | 101.74                     | 1.0                     | 102.99        | 1.1                          | 103.13    | 0.0                              | 103.63    | 2.3                  | -             | 101.06        | 1.2                              | 103.29    | 2.2         |
| Q2   | 101.94                 | 0.4                              | 102.23             | -0.2                      | 101.91                     | 0.2                     | 103.93        | 0.9                          | 101.02    | -2.0                             | 102.44    | -1.1                 | -             | 102.26        | 1.2                              | 103.00    | -0.3        |
| Q3   | 102.20                 | 0.3                              | 103.01             | 0.8                       | 102.37                     | 0.5                     | 104.39        | 0.4                          | 103.09    | 2.0                              | 103.31    | 0.8                  | -             | 102.13        | -0.1                             | 104.02    | 1.0         |
| Q4   | 102.57                 | 0.4                              | 104.13             | 1.1                       | 102.95                     | 0.6                     | 104.85        | 0.4                          | 102.70    | -0.4                             | 103.99    | 0.7                  | -             | 102.74        | 0.6                              | 106.43    | 2.3         |
| 2017 Q1  | 103.81                 | 1.2                              | 104.50             | 0.4                       | 103.23                     | 0.3                     | 104.82        | -0.0                         | 104.25    | 1.5                              | 103.39    | -0.6                 | -             | 105.41        | 2.6                              | 107.36    | 0.9         |
| Q2   | 104.69                 | 0.8                              | 105.61             | 1.1                       | 103.58                     | 0.3                     | 105.52        | 0.7                          | 107.26    | 2.9                              | 105.60    | 2.1                  | -             | 107.26        | 1.8                              | 109.98    | 2.4         |
| Q3   | 105.46                 | 0.7                              | 106.16             | 0.5                       | 104.13                     | 0.5                     | 105.94        | 0.4                          | 109.43    | 2.0                              | 105.96    | 0.3                  | -             | 108.53        | 1.2                              | 110.81    | 0.8         |
| Q4   | 106.42                 | 0.9                              | 107.29             | 1.1                       | 105.02                     | 0.9                     | 106.80        | 0.8                          | 109.79    | 0.3                              | 105.79    | -0.2                 | -             | 109.69        | 1.1                              | 112.42    | 1.5         |
| 2018 Q1  | 105.80                 | -0.6                             | 106.17             | -1.0                      | 105.29                     | 0.3                     | 105.96        | -0.8                         | 111.58    | 1.6                              | 105.34    | -0.4                 | -             | 110.62        | 0.8                              | 112.46    | 0.0         |
| Q2   | 106.55                 | 0.7                              | 107.16             | 0.9                       | 105.43                     | 0.1                     | 106.82        | 0.8                          | 111.86    | 0.3                              | 107.54    | 2.1                  | -             | 110.91        | 0.3                              | 113.25    | 0.7         |
| Q3   | 105.71                 | -0.8                             | 108.07             | 0.8                       | 105.16                     | -0.3                    | 106.57        | -0.2                         | 113.16    | 1.2                              | 109.19    | 1.5                  | -             | 109.93        | -0.9                             | 116.46    | 2.8         |
| Q4   | 106.55                 | 0.8                              | 109.12             | 1.0                       | 106.19                     | 1.0                     | 107.17        | 0.6                          | 113.55    | 0.3                              | 109.85    | 0.6                  | -             | 109.76        | -0.2                             | 116.59    | 0.1         |
| 2019 Q1  | 107.31                 | 0.7                              | 109.03             | -0.1                      | 107.35                     | 1.1                     | 108.28        | 1.0                          | 114.96    | 1.2                              | 108.71    | -1.0                 | -             | 112.87        | 2.8                              | 118.12    | 1.3         |
| Q2   | 107.13                 | -0.2                             | 109.25             | 0.2                       | 107.06                     | -0.3                    | 108.61        | 0.3                          | 114.94    | -0.0                             | 108.41    | -0.3                 | -             | 111.15        | -1.5                             | 117.06    | -0.9        |
| Q3   | 107.25                 | 0.1                              | 109.47             | 0.2                       | 107.16                     | 0.1                     | 110.21        | 1.5                          | 114.30    | -0.6                             | 109.57    | 1.1                  | -             | 112.17        | 0.9                              | 118.49    | 1.2         |
| Q4   | 107.53                 | 0.3                              | 110.41             | 0.9                       | 107.58                     | 0.4                     | 110.45        | 0.2                          | 111.24    | -2.7                             | 109.69    | 0.1                  | -             | 110.69        | -1.3                             | 118.28    | -0.2        |
| 2020 Q1  | 106.00                 | -1.4                             | 109.05             | -1.2                      | 105.55                     | -1.9                    | 111.05        | 0.5                          | 103.36    | -7.1                             | 114.14    | 4.1                  | -             | 108.79        | -1.7                             | 116.73    | -1.3        |
| Q2   | 95.95                  | -9.5                             | 100.71             | -7.6                      | 93.70                      | -11.2                   | 110.88        | -0.2                         | 88.12     | -14.7                            | 110.93    | -2.8                 | -             | 86.46         | -20.5                            | 96.17     | -17.6       |
| Q3   | 104.59                 | 9.0                              | 107.01             | 6.3                       | 103.55                     | 10.5                    | 116.05        | 4.7                          | 103.66    | 17.6                             | 110.46    | -0.4                 | -             | 101.48        | 17.4                             | 106.69    | 10.9        |
| Q4   | 105.24                 | 0.6                              | 106.95             | -0.1                      | 101.15                     | -2.3                    | 117.05        | 0.9                          | 105.58    | 1.9                              | 114.06    | 3.3                  | -             | 105.23        | 3.7                              | 109.29    | 2.4         |
| 2021 Q1  | 103.70                 | -1.5                             | 105.30             | -1.5                      | 96.53                      | -4.6                    | 114.78        | -1.9                         | 104.54    | -1.0                             | 112.04    | -1.8                 | -             | 108.80        | 3.4                              | 113.70    | 4.0         |
| Q2   | 105.70                 | 1.9                              | 107.59             | 2.2                       | 99.94                      | 3.5                     | 120.25        | 4.8                          | 104.89    | 0.3                              | 114.78    | 2.4                  | -             | 109.96        | 1.1                              | 115.41    | 1.5         |
| Q3   | 106.53                 | 0.8                              | 109.37             | 1.7                       | 104.99                     | 5.1                     | 118.46        | -1.5                         | 101.69    | -3.1                             | 111.41    | -2.9                 | -             | 109.18        | -0.7                             | 116.68    | 1.1         |
| Q4   | 106.50                 | -0.0                             | 109.56             | 0.2                       | 104.09                     | -0.9                    | 118.78        | 0.3                          | 102.56    | 0.9                              | 110.52    | -0.8                 | -             | 112.34        | 2.9                              | 121.14    | 3.8         |
| 2022 Q1 <sup>6</sup>   | 107.35                 | 0.8                              | 110.45             | 0.8                       | 105.00                     | 0.9                     | 119.58        | 0.7                          | 104.46    | 1.9                              | 113.94    | 3.1                  | -             | 112.00        | -0.3                             | 120.54    | -0.5        |
| Q2   | 107.46                 | 0.1                              | 111.63             | 1.1                       | 105.98                     | 0.9                     | 120.13        | 0.5                          | 105.64    | 1.1                              | 110.26    | -3.2                 | -             | 112.51        | 0.5                              | 123.77    | 2.7         |
| Q3   | 107.89                 | 0.4                              | 112.19             | 0.5                       | 107.08                     | 1.0                     | 120.13        | 0.0                          | 108.48    | 2.7                              | 108.68    | -1.4                 | -             | 114.74        | 2.0                              | 126.68    | 2.4         |
| Statistical contribution to GDP growth in percentage points <sup>5</sup> |                        |                                  |                    |                           |                            |                         |               |                              |           |                                  |           |                      |               |               |                                  |           |             |
|  | quarterly              | semi-annual                      | quarterly          | semi-annual               | quarterly                  | semi-annual             | quarterly     | semi-annual                  | quarterly | semi-annual                      | quarterly | quarterly            | quarterly     | quarterly     | semi-annual                      | quarterly | semi-annual |
| 2015 Q4  | -                      | -                                | 1.0                | 1.5                       | 0.2                        | 0.6                     | 0.3           | 0.4                          | 0.2       | 0.2                              | 0.1       | 0.0                  | -0.5          | -0.3          | 0.3                              | -0.3      | -0.8        |
| 2016 Q1  | -                      | -                                | 1.1                | 1.5                       | 0.5                        | 0.7                     | 0.2           | 0.5                          | 0.0       | 0.2                              | 0.1       | 0.1                  | -0.3          | 0.6           | 0.7                              | -0.9      | -0.9        |
| Q2   | -                      | -                                | -0.2               | 1.5                       | 0.1                        | 0.7                     | 0.2           | 0.5                          | -0.1      | 0.1                              | -0.1      | 0.3                  | -0.3          | 0.7           | 0.6                              | 0.1       | -0.9        |
| Q3   | -                      | -                                | 0.7                | 1.5                       | 0.2                        | 0.7                     | 0.1           | 0.5                          | 0.1       | 0.1                              | 0.1       | 0.3                  | 0.2           | -0.5          | -0.1                             | -0.4      | -0.4        |
| Q4   | -                      | -                                | 1.0                | 1.1                       | 0.3                        | 0.4                     | 0.1           | 0.2                          | 0.0       | 0.1                              | 0.1       | 0.1                  | 0.6           | -0.7          | 0.3                              | 0.4       | -0.9        |
| 2017 Q1  | -                      | -                                | 0.3                | 1.3                       | 0.1                        | 0.4                     | 0.0           | 0.1                          | 0.1       | -0.1                             | 0.2       | 0.1                  | 0.1           | 0.9           | 1.2                              | -0.3      | -1.3        |
| Q2   | -                      | -                                | 1.0                | 1.3                       | 0.2                        | 0.4                     | 0.1           | 0.1                          | 0.2       | 0.2                              | 0.1       | 0.2                  | -0.1          | 0.8           | 1.8                              | -1.0      | -1.3        |
| Q3   | -                      | -                                | 0.5                | 1.5                       | 0.3                        | 0.6                     | 0.1           | 0.2                          | 0.1       | 0.0                              | 0.0       | -0.1                 | 0.3           | 0.6           | 0.6                              | -0.3      | -1.1        |
| Q4   | -                      | -                                | 1.0                | 1.5                       | 0.4                        | 0.6                     | 0.2           | 0.2                          | 0.0       | 0.3                              | 0.0       | 0.1                  | 0.3           | -0.1          | 0.5                              | 1.2       | -0.6        |
| 2018 Q1  | -                      | -                                | -1.0               | 1.5                       | 0.1                        | 0.6                     | -0.2          | 0.2                          | 0.1       | 0.0                              | 0.0       | -1.0                 | 0.4           | 0.4           | 0.4                              | 0.0       | -0.5        |
| Q2   | -                      | -                                | 0.9                | 1.5                       | 0.1                        | 0.4                     | 0.2           | 0.0                          | 0.0       | 0.1                              | 0.2       | 0.1                  | 0.3           | -0.2          | 0.1                              | 0.7       | -0.3        |
| Q3   | -                      | -                                | 0.8                | 1.5                       | -0.1                       | 0.4                     | -0.1          | 0.0                          | 0.1       | 0.2                              | 0.2       | 0.1                  | 0.7           | -1.6          | -0.4                             | -1.2      | -0.5        |
| Q4   | -                      | -                                | 0.9                | 1.7                       | 0.5                        | 0.2                     | 0.1           | 0.1                          | 0.0       | 0.1                              | 0.1       | 0.3                  | 0.2           | -0.1          | -0.4                             | -0.1      | -1.3        |
| 2019 Q1  | -                      | -                                | -0.1               | 1.7                       | 0.6                        | 0.2                     | 0.2           | 0.3                          | 0.1       | -0.1                             | -0.1      | -0.9                 | 0.8           | 1.3           | 0.9                              | -0.6      | -0.4        |
| Q2   | -                      | -                                | 0.2                | 1.7                       | -0.1                       | 0.8                     | 0.1           | 0.3                          | 0.0       | 0.1                              | 0.0       | -0.1                 | -0.4          | -0.7          | 0.9                              | 0.4       | -0.4        |
| Q3   | -                      | -                                | 0.2                | 1.7                       | 0.1                        | 0.8                     | 0.3           | 0.3                          | 0.0       | 0.1                              | 0.1       | -0.3                 | -0.1          | 0.4           | 0.9                              | -0.5      | -0.4        |
| Q4   | -                      | -                                | 0.8                | 1.7                       | 0.2                        | 0.1                     | 0.0           | 0.4                          | -0.2      | -0.1                             | 0.0       | 0.7                  | -0.6          | -0.6          | -0.3                             | 0.1       | -0.3        |
| 2020 Q1  | -                      | -                                | -1.2               | 1.7                       | -1.0                       | 0.1                     | 0.1           | 0.4                          | -0.5      | 0.4                              | -0.1      | -0.3                 | -0.8          | -0.8          | 0.5                              | 0.5       | 4.2         |
| Q2   | -                      | -                                | -7.3               | 1.7                       | -5.8                       | -3.7                    | 0.0           | 0.1                          | -0.9      | -1.0                             | -0.3      | 0.3                  | -2.2          | -9.5          | -5.8                             | 7.3       | 4.2         |
| Q3   | -                      | -                                | 6.1                | 1.7                       | 5.3                        | 1.1                     | 1.1           | 1.1                          | 1.1       | -0.1                             | -0.1      | 2.9                  | 7.0           | 7.0           | -4.1                             | -4.1      | -0.6        |
| Q4   | -                      | -                                | -0.1               | 1.9                       | -1.2                       | 1.4                     | 0.2           | 1.1                          | 0.1       | 0.6                              | 0.4       | 0.0                  | 0.7           | 1.6           | 2.6                              | -0.9      | -0.6        |
| 2021 Q1  | -                      | -                                | -1.4               | 1.9                       | -2.3                       | -0.4                    | -0.4          | -0.1                         | -0.2      | -0.2                             | -0.2      | 1.6                  | 0.0           | 1.5           | 0.6                              | -1.5      | -2.2        |
| Q2   | -                      | -                                | 2.0                | 1.9                       | 1.7                        | -2.0                    | 1.1           | 0.2                          | 0.0       | 0.0                              | 0.3       | 0.1                  | -1.0          | 0.5           | 2.5                              | -0.6      | -2.2        |
| Q3   | -                      | -                                | 1.6                | 1.9                       | 2.5                        | -0.3                    | -0.3          | -0.2                         | -0.2      | -0.3                             | -0.3      | -0.1                 | -0.8          | -0.3          | -0.4                             | -0.4      | -2.2        |
| Q4   | -                      | -                                | 0.2                | 1.9                       | -0.4                       | 3.1                     | 0.1           | 0.2                          | 0.1       | -0.2                             | -0.1      | -0.2                 | 0.6           | 1.3           | 0.6                              | -1.5      | -1.5        |
| 2022 Q1 <sup>6</sup>   | -                      | -                                | 0.8                | 1.9                       | 0.4                        | 0.5                     | 0.2           | 0.2                          | 0.1       | 0.2                              | 0.4       | -0.3                 | 0.1           | -0.1          | 0.2                              | 0.2       | -1.2        |
| Q2   | -                      | -                                | 1.0                | 1.9                       | 0.5                        | 0.5                     | 0.1           | 0.2                          | 0.1       | 0.2                              | -0.4      | 0.1                  | -0.9          | 0.2           | 0.6                              | -1.1      | -1.2        |
| Q3   | -                      | -                                | 0.5                | 1.9                       | 0.5                        | 0.5                     | 0.0           | 0.2                          | 0.2       | -0.2                             | -0.1      | -0.1                 | 0.9           | -1.0          | -1.0                             | -1.0      | -1.2        |

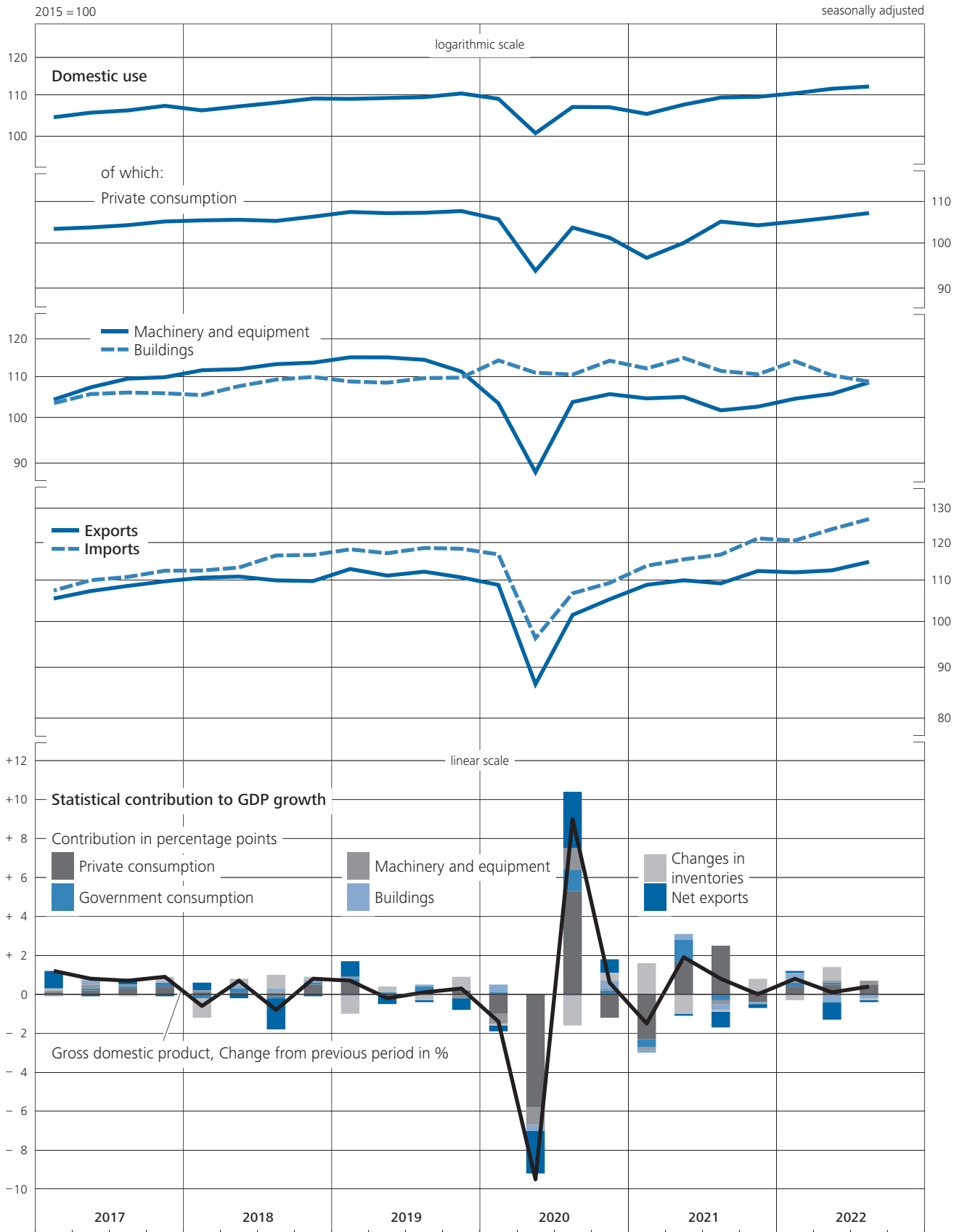
Source of the unadjusted figures: Federal Statistical Office. \* Last update: November 2022. <sup>1</sup> Derived from seasonally adjusted components. <sup>2</sup> Including non-profit institutions serving households. <sup>3</sup> Including net increase in valuables. <sup>4</sup> Exports less

imports. <sup>5</sup> See explanatory notes; semi-annual figures calculated on the basis of semi-annual averages of the indices. <sup>6</sup> Figures partially revised as of Q1 2022. <sup>7</sup> Figures subject to increased uncertainty.



## II. Macroeconomic accounting systems

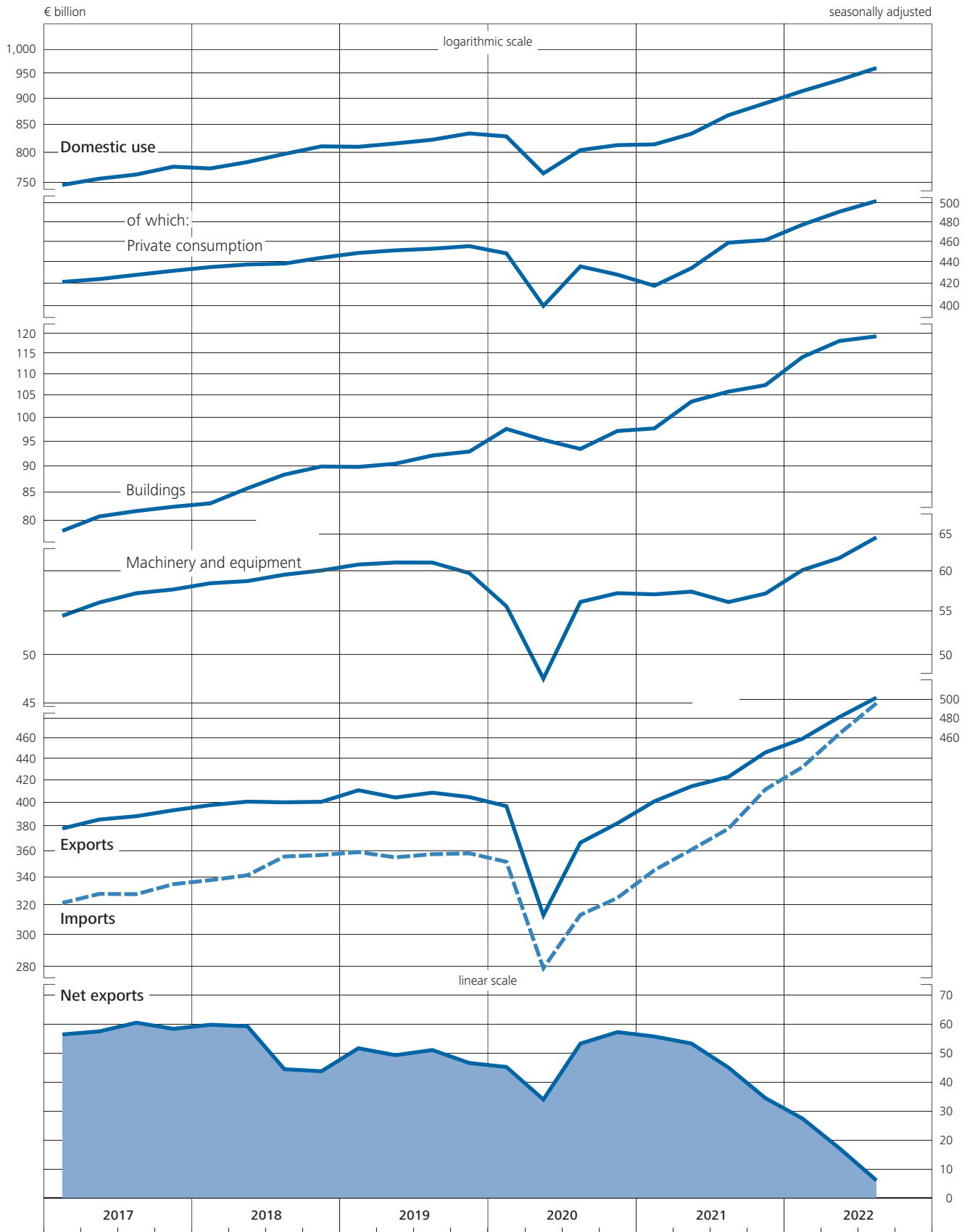
### 2. GDP expenditure components at previous-year prices





## II. Macroeconomic accounting systems

### 3. GDP expenditure components at current prices



## II. Macroeconomic accounting systems

### 4. National income \*

seasonally adjusted +

| Period  | Gross national income (GNP) 1 (R) |                                  | National income |                                  | Compensation of employees (residents) 1,2 (R) |                                  |                      | Entrepreneurial and property income 1,3 (R) |                                  |                      |
|---------|-----------------------------------|----------------------------------|-----------------|----------------------------------|---|----------------------------------|----------------------|---|----------------------------------|----------------------|
|         | € billion                         | Change from previous period in % | € billion       | Change from previous period in % | € billion                                     | Change from previous period in % | % of national income | € billion                                   | Change from previous period in % | % of national income |
| 2005 Q4 | 582.972                           | 0.8                              | 428.129         | 0.6                              | 287.796                                       | 0.3                              | 67.2                 | 140.333                                     | 1.2                              | 32.8                 |
| 2006 Q1 | 594.314                           | 1.9                              | 441.852         | 3.2                              | 288.974                                       | 0.4                              | 65.4                 | 152.878                                     | 8.9                              | 34.6                 |
| Q2      | 604.398                           | 1.7                              | 449.669         | 1.8                              | 291.062                                       | 0.7                              | 64.7                 | 158.607                                     | 3.7                              | 35.3                 |
| Q3      | 607.336                           | 0.5                              | 450.261         | 0.1                              | 294.604                                       | 1.2                              | 65.4                 | 155.657                                     | -1.9                             | 34.6                 |
| Q4      | 619.371                           | 2.0                              | 459.529         | 2.1                              | 295.236                                       | 0.2                              | 64.2                 | 164.293                                     | 5.5                              | 35.8                 |
| 2007 Q1 | 628.980                           | 1.6                              | 464.894         | 1.2                              | 297.752                                       | 0.9                              | 64.0                 | 167.142                                     | 1.7                              | 36.0                 |
| Q2      | 630.666                           | 0.3                              | 462.215         | -0.6                             | 300.021                                       | 0.8                              | 64.9                 | 162.194                                     | -3.0                             | 35.1                 |
| Q3      | 634.395                           | 0.6                              | 466.302         | 0.9                              | 302.033                                       | 0.7                              | 64.8                 | 164.269                                     | 1.3                              | 35.2                 |
| Q4      | 641.804                           | 1.2                              | 473.740         | 1.6                              | 304.632                                       | 0.9                              | 64.3                 | 169.108                                     | 2.9                              | 35.7                 |
| 2008 Q1 | 641.435                           | -0.1                             | 473.289         | -0.1                             | 308.870                                       | 1.4                              | 65.3                 | 164.419                                     | -2.8                             | 34.7                 |
| Q2      | 650.714                           | 1.4                              | 476.988         | 0.8                              | 311.795                                       | 0.9                              | 65.4                 | 165.193                                     | 0.5                              | 34.6                 |
| Q3      | 643.733                           | -1.1                             | 468.998         | -1.7                             | 313.928                                       | 0.7                              | 66.9                 | 155.070                                     | -6.1                             | 33.1                 |
| Q4      | 634.782                           | -1.4                             | 460.202         | -1.9                             | 316.627                                       | 0.9                              | 68.8                 | 143.575                                     | -7.4                             | 31.2                 |
| 2009 Q1 | 615.221                           | -3.1                             | 444.015         | -3.5                             | 313.868                                       | -0.9                             | 70.7                 | 130.147                                     | -9.4                             | 29.3                 |
| Q2      | 617.253                           | 0.3                              | 443.960         | -0.0                             | 312.886                                       | -0.3                             | 70.5                 | 131.074                                     | 0.7                              | 29.5                 |
| Q3      | 630.387                           | 2.1                              | 455.560         | 2.6                              | 314.968                                       | 0.7                              | 69.1                 | 140.592                                     | 7.3                              | 30.9                 |
| Q4      | 638.014                           | 1.2                              | 461.785         | 1.4                              | 316.305                                       | 0.4                              | 68.5                 | 145.480                                     | 3.5                              | 31.5                 |
| 2010 Q1 | 637.361                           | -0.1                             | 466.854         | 1.1                              | 319.240                                       | 0.9                              | 68.4                 | 147.614                                     | 1.5                              | 31.6                 |
| Q2      | 649.324                           | 1.9                              | 470.594         | 0.8                              | 321.932                                       | 0.8                              | 68.4                 | 148.662                                     | 0.7                              | 31.6                 |
| Q3      | 659.026                           | 1.5                              | 478.694         | 1.7                              | 325.480                                       | 1.1                              | 68.0                 | 153.214                                     | 3.1                              | 32.0                 |
| Q4      | 670.130                           | 1.7                              | 488.951         | 2.1                              | 328.760                                       | 1.0                              | 67.2                 | 160.191                                     | 4.6                              | 32.8                 |
| 2011 Q1 | 681.967                           | 1.8                              | 500.019         | 2.3                              | 333.509                                       | 1.4                              | 66.7                 | 166.510                                     | 3.9                              | 33.3                 |
| Q2      | 686.158                           | 0.6                              | 498.674         | -0.3                             | 337.228                                       | 1.1                              | 67.6                 | 161.446                                     | -3.0                             | 32.4                 |
| Q3      | 696.707                           | 1.5                              | 508.236         | 1.9                              | 339.404                                       | 0.6                              | 66.8                 | 168.832                                     | 4.6                              | 33.2                 |
| Q4      | 697.703                           | 0.1                              | 509.150         | 0.2                              | 342.055                                       | 0.8                              | 67.2                 | 167.095                                     | -1.0                             | 32.8                 |
| 2012 Q1 | 701.486                           | 0.5                              | 512.301         | 0.6                              | 346.365                                       | 1.3                              | 67.6                 | 165.936                                     | -0.7                             | 32.4                 |
| Q2      | 698.360                           | -0.4                             | 506.189         | -1.2                             | 350.869                                       | 1.3                              | 69.3                 | 155.320                                     | -6.4                             | 30.7                 |
| Q3      | 704.312                           | 0.9                              | 509.821         | 0.7                              | 353.022                                       | 0.6                              | 69.2                 | 156.799                                     | 1.0                              | 30.8                 |
| Q4      | 707.022                           | 0.4                              | 511.448         | 0.3                              | 355.632                                       | 0.7                              | 69.5                 | 155.816                                     | -0.6                             | 30.5                 |
| 2013 Q1 | 702.819                           | -0.6                             | 510.318         | -0.2                             | 356.815                                       | 0.3                              | 69.9                 | 153.503                                     | -1.5                             | 30.1                 |
| Q2      | 721.091                           | 2.6                              | 524.896         | 2.9                              | 360.040                                       | 0.9                              | 68.6                 | 164.856                                     | 7.4                              | 31.4                 |
| Q3      | 724.939                           | 0.5                              | 524.616         | -0.1                             | 363.475                                       | 1.0                              | 69.3                 | 161.141                                     | -2.3                             | 30.7                 |
| Q4      | 727.601                           | 0.4                              | 526.943         | 0.4                              | 366.278                                       | 0.8                              | 69.5                 | 160.665                                     | -0.3                             | 30.5                 |
| 2014 Q1 | 737.096                           | 1.3                              | 538.305         | 2.2                              | 371.537                                       | 1.4                              | 69.0                 | 166.768                                     | 3.8                              | 31.0                 |
| Q2      | 741.909                           | 0.7                              | 539.221         | 0.2                              | 374.281                                       | 0.7                              | 69.4                 | 164.940                                     | -1.1                             | 30.6                 |
| Q3      | 750.877                           | 1.2                              | 546.265         | 1.3                              | 377.544                                       | 0.9                              | 69.1                 | 168.721                                     | 2.3                              | 30.9                 |
| Q4      | 756.200                           | 0.7                              | 549.509         | 0.6                              | 380.586                                       | 0.8                              | 69.3                 | 168.923                                     | 0.1                              | 30.7                 |
| 2015 Q1 | 761.054                           | 0.6                              | 555.207         | 1.0                              | 384.389                                       | 1.0                              | 69.2                 | 170.818                                     | 1.1                              | 30.8                 |
| Q2      | 766.747                           | 0.7                              | 556.836         | 0.3                              | 390.062                                       | 1.5                              | 70.0                 | 166.774                                     | -2.4                             | 30.0                 |
| Q3      | 781.136                           | 1.9                              | 568.933         | 2.2                              | 393.215                                       | 0.8                              | 69.1                 | 175.718                                     | 5.4                              | 30.9                 |
| Q4      | 786.206                           | 0.6                              | 571.780         | 0.5                              | 397.149                                       | 1.0                              | 69.5                 | 174.631                                     | -0.6                             | 30.5                 |
| 2016 Q1 | 791.151                           | 0.6                              | 577.538         | 1.0                              | 400.680                                       | 0.9                              | 69.4                 | 176.858                                     | 1.3                              | 30.6                 |
| Q2      | 807.750                           | 2.1                              | 591.432         | 2.4                              | 403.830                                       | 0.8                              | 68.3                 | 187.602                                     | 6.1                              | 31.7                 |
| Q3      | 803.427                           | -0.5                             | 586.154         | -0.9                             | 407.803                                       | 1.0                              | 69.6                 | 178.351                                     | -4.9                             | 30.4                 |
| Q4      | 810.177                           | 0.8                              | 590.378         | 0.7                              | 412.735                                       | 1.2                              | 69.9                 | 177.643                                     | -0.4                             | 30.1                 |
| 2017 Q1 | 825.309                           | 1.9                              | 603.017         | 2.1                              | 417.456                                       | 1.1                              | 69.2                 | 185.561                                     | 4.5                              | 30.8                 |
| Q2      | 829.761                           | 0.5                              | 605.148         | 0.4                              | 422.092                                       | 1.1                              | 69.8                 | 183.056                                     | -1.3                             | 30.2                 |
| Q3      | 839.903                           | 1.2                              | 615.589         | 1.7                              | 425.643                                       | 0.8                              | 69.1                 | 189.946                                     | 3.8                              | 30.9                 |
| Q4      | 850.032                           | 1.2                              | 620.485         | 0.8                              | 431.130                                       | 1.3                              | 69.5                 | 189.355                                     | -0.3                             | 30.5                 |
| 2018 Q1 | 858.158                           | 1.0                              | 627.272         | 1.1                              | 436.182                                       | 1.2                              | 69.5                 | 191.090                                     | 0.9                              | 30.5                 |
| Q2      | 871.186                           | 1.5                              | 637.006         | 1.6                              | 441.414                                       | 1.2                              | 69.3                 | 195.592                                     | 2.4                              | 30.7                 |
| Q3      | 867.652                           | -0.4                             | 632.502         | -0.7                             | 446.405                                       | 1.1                              | 70.6                 | 186.097                                     | -4.9                             | 29.4                 |
| Q4      | 881.912                           | 1.6                              | 642.376         | 1.6                              | 450.012                                       | 0.8                              | 70.1                 | 192.364                                     | 3.4                              | 29.9                 |
| 2019 Q1 | 890.730                           | 1.0                              | 648.589         | 1.0                              | 457.403                                       | 1.6                              | 70.5                 | 191.186                                     | -0.6                             | 29.5                 |
| Q2      | 893.039                           | 0.3                              | 649.849         | 0.2                              | 463.460                                       | 1.3                              | 71.3                 | 186.389                                     | -2.5                             | 28.7                 |
| Q3      | 903.343                           | 1.2                              | 657.695         | 1.2                              | 467.795                                       | 0.9                              | 71.1                 | 189.900                                     | 1.9                              | 28.9                 |
| Q4      | 903.035                           | -0.0                             | 652.079         | -0.9                             | 467.498                                       | -0.1                             | 71.7                 | 184.581                                     | -2.8                             | 28.3                 |
| 2020 Q1 | 901.286                           | -0.2                             | 657.111         | 0.8                              | 470.795                                       | 0.7                              | 71.6                 | 186.316                                     | 0.9                              | 28.4                 |
| Q2      | 821.064                           | -8.9                             | 601.296         | -8.5                             | 449.889                                       | -4.4                             | 74.8                 | 151.407                                     | -18.7                            | 25.2                 |
| Q3      | 881.446                           | 7.4                              | 649.596         | 8.0                              | 463.756                                       | 3.1                              | 71.4                 | 185.840                                     | 22.7                             | 28.6                 |
| Q4      | 901.901                           | 2.3                              | 663.568         | 2.2                              | 469.480                                       | 1.2                              | 70.8                 | 194.088                                     | 4.4                              | 29.2                 |
| 2021 Q1 | 900.235                           | -0.2                             | 668.649         | 0.8                              | 467.814                                       | -0.4                             | 70.0                 | 200.835                                     | 3.5                              | 30.0                 |
| Q2      | 918.101                           | 2.0                              | 681.585         | 1.9                              | 473.539                                       | 1.2                              | 69.5                 | 208.066                                     | 3.6                              | 30.5                 |
| Q3      | 947.195                           | 3.2                              | 689.786         | 1.2                              | 485.199                                       | 2.5                              | 70.3                 | 204.587                                     | -1.7                             | 29.7                 |
| Q4      | 963.967                           | 1.8                              | 703.394         | 2.0                              | 491.475                                       | 1.3                              | 69.9                 | 211.919                                     | 3.6                              | 30.1                 |
| 2022 Q1 | 980.017                           | 1.7                              | 703.555         | 0.0                              | 498.551                                       | 1.4                              | 70.9                 | 205.004                                     | -3.3                             | 29.1                 |
| Q2      | 985.982                           | 0.6                              | 701.201         | -0.3                             | 500.630                                       | 0.4                              | 71.4                 | 200.571                                     | -2.2                             | 28.6                 |
| Q3      | 1,002.775                         | 1.7                              | 717.202         | 2.3                              | 507.196                                       | 1.3                              | 70.7                 | 210.006                                     | 4.7                              | 29.3                 |

Source of the unadjusted figures: Federal Statistical Office. \* Last update: November 2022. + Not adjusted for working-day variations. 1 Derived from seasonally adjusted basic series. 2 Including employers contributions to social security funds. 3 Including,

besides entrepreneurial income, income from interest, dividends, distribution of profits, net rents and reinvested earnings on foreign investment. 4 Figures revised as of Q1 2022.

## II. Macroeconomic accounting systems

### 4. National income

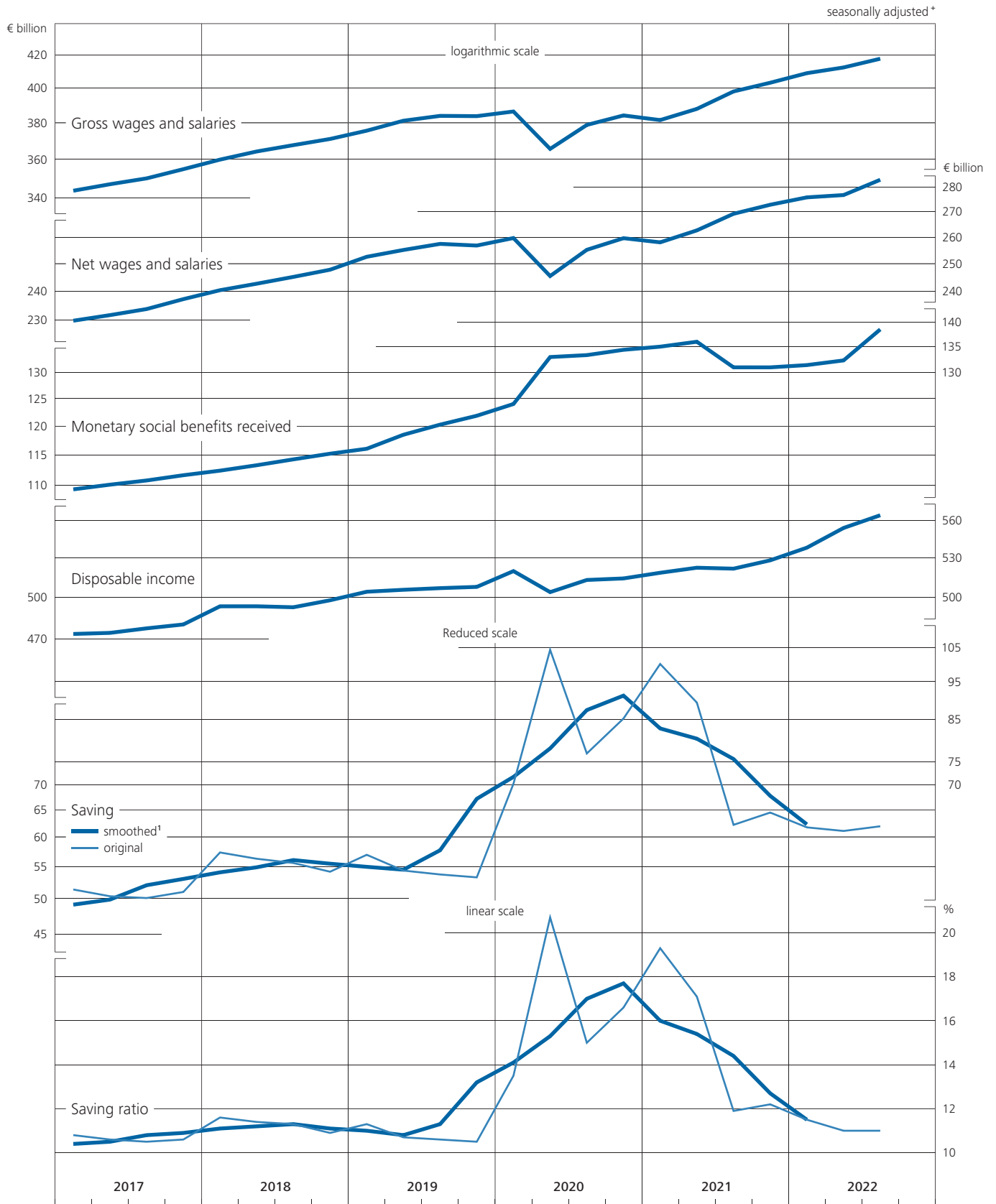


<sup>+</sup> Not adjusted for working-day variations.



## II. Macroeconomic accounting systems

### 5. Households' income



<sup>+</sup> Not adjusted for working-day variations. <sup>1</sup> Moving average over five quarters.

## II. Macroeconomic accounting systems

### 6. Productivity and labour costs in the economy as a whole \*

| Period  | GDP at previous-year prices per total hours worked (R) |                                  | Compensation per employee hours worked (domestic concept) (R) |                                  | Labour costs (R)                |                                  |                                   |                                  | GDP deflator |                                  |
|---------|--|----------------------------------|---|----------------------------------|---------------------------------|----------------------------------|-----------------------------------|----------------------------------|--------------|----------------------------------|
|         | 2015 = 100   | Change from previous period in % | 2015 = 100  | Change from previous period in % | Per unit of output <sup>1</sup> |                                  | Per unit of turnover <sup>2</sup> |                                  | 2015 = 100   | Change from previous period in % |
|         |  |                                  |   |                                  | 2015 = 100                      | Change from previous period in % | 2015 = 100                        | Change from previous period in % |              |                                  |
| 2006 Q4 | 95.53  | 0.9                              | 80.32   | -0.6                             | 84.08                           | -1.6                             | 95.68                             | -1.9                             | 87.87        | 0.4                              |
| 2007 Q1 | 94.99  | -0.6                             | 79.90   | -0.5                             | 84.11                           | 0.0                              | 94.92                             | -0.8                             | 88.61        | 0.8                              |
| Q2      | 95.43  | 0.5                              | 80.78   | 1.1                              | 84.65                           | 0.6                              | 95.19                             | 0.3                              | 88.92        | 0.3                              |
| Q3      | 95.90  | 0.5                              | 81.41   | 0.8                              | 84.89                           | 0.3                              | 95.15                             | -0.0                             | 89.21        | 0.3                              |
| Q4      | 96.31  | 0.4                              | 81.62   | 0.3                              | 84.75                           | -0.2                             | 94.63                             | -0.5                             | 89.55        | 0.4                              |
| 2008 Q1 | 96.31  | 0.0                              | <sup>3</sup> 82.35  | 0.9                              | <sup>3</sup> 85.51              | 0.9                              | <sup>3</sup> 95.54                | 1.0                              | 89.49        | -0.1                             |
| Q2      | 95.89  | -0.4                             | <sup>3</sup> 81.71  | -0.8                             | <sup>3</sup> 85.21              | -0.4                             | <sup>3</sup> 94.93                | -0.6                             | 89.76        | 0.3                              |
| Q3      | 95.74  | -0.2                             | 83.42   | 2.1                              | 87.13                           | 2.3                              | 96.86                             | 2.0                              | 89.95        | 0.2                              |
| Q4      | 94.80  | -1.0                             | 85.04   | 1.9                              | 89.70                           | 2.9                              | 99.29                             | 2.5                              | 90.35        | 0.4                              |
| 2009 Q1 | 91.36  | -3.6                             | 85.41   | 0.4                              | 93.49                           | 4.2                              | 102.76                            | 3.5                              | 90.97        | 0.7                              |
| Q2      | 92.74  | 1.5                              | 86.52   | 1.3                              | 93.29                           | -0.2                             | 102.15                            | -0.6                             | 91.32        | 0.4                              |
| Q3      | 93.27  | 0.6                              | 86.65   | 0.2                              | 92.90                           | -0.4                             | 101.21                            | -0.9                             | 91.79        | 0.5                              |
| Q4      | 93.83  | 0.6                              | 86.58   | -0.1                             | 92.27                           | -0.7                             | 100.23                            | -1.0                             | 92.04        | 0.3                              |
| 2010 Q1 | 94.08  | 0.3                              | 87.37   | 0.9                              | 92.87                           | 0.7                              | 100.83                            | 0.6                              | 92.09        | 0.1                              |
| Q2      | 95.11  | 1.1                              | 86.74   | -0.7                             | 91.20                           | -1.8                             | 99.58                             | -1.2                             | 91.58        | -0.6                             |
| Q3      | 95.52  | 0.4                              | 87.19   | 0.5                              | 91.28                           | 0.1                              | 98.89                             | -0.7                             | 92.29        | 0.8                              |
| Q4      | 95.03  | -0.5                             | 86.38   | -0.9                             | 90.90                           | -0.4                             | 98.23                             | -0.7                             | 92.53        | 0.3                              |
| 2011 Q1 | 96.94  | 2.0                              | 88.02   | 1.9                              | 90.80                           | -0.1                             | 98.14                             | -0.1                             | 92.52        | -0.0                             |
| Q2      | 97.31  | 0.4                              | 89.24   | 1.4                              | 91.71                           | 1.0                              | 98.74                             | 0.6                              | 92.87        | 0.4                              |
| Q3      | 97.87  | 0.6                              | 89.57   | 0.4                              | 91.52                           | -0.2                             | 98.17                             | -0.6                             | 93.22        | 0.4                              |
| Q4      | 97.50  | -0.4                             | 90.26   | 0.8                              | 92.57                           | 1.1                              | 98.60                             | 0.4                              | 93.87        | 0.7                              |
| 2012 Q1 | 97.50  | 0.0                              | 90.53   | 0.3                              | 92.85                           | 0.3                              | 98.92                             | 0.3                              | 93.87        | 0.0                              |
| Q2      | 98.18  | 0.7                              | 93.08   | 2.8                              | 94.81                           | 2.1                              | 100.75                            | 1.8                              | 94.09        | 0.2                              |
| Q3      | 98.31  | 0.1                              | 93.58   | 0.5                              | 95.19                           | 0.4                              | 100.46                            | -0.3                             | 94.74        | 0.7                              |
| Q4      | 98.06  | -0.3                             | 94.14   | 0.6                              | 96.00                           | 0.9                              | 100.68                            | 0.2                              | 95.35        | 0.6                              |
| 2013 Q1 | 98.17  | 0.1                              | 95.35   | 1.3                              | 97.13                           | 1.2                              | 101.30                            | 0.6                              | 95.88        | 0.6                              |
| Q2      | 98.39  | 0.2                              | 94.65   | -0.7                             | 96.20                           | -1.0                             | 100.03                            | -1.3                             | 96.17        | 0.3                              |
| Q3      | 98.42  | 0.0                              | 94.92   | 0.3                              | 96.44                           | 0.2                              | 99.85                             | -0.2                             | 96.58        | 0.4                              |
| Q4      | 98.89  | 0.5                              | 96.20   | 1.3                              | 97.28                           | 0.9                              | 100.48                            | 0.6                              | 96.81        | 0.2                              |
| 2014 Q1 | 98.93  | 0.0                              | 96.50   | 0.3                              | 97.54                           | 0.3                              | 99.93                             | -0.5                             | 97.60        | 0.8                              |
| Q2      | 99.21  | 0.3                              | 97.40   | 0.9                              | 98.18                           | 0.7                              | 100.05                            | 0.1                              | 98.11        | 0.5                              |
| Q3      | 99.66  | 0.5                              | 97.69   | 0.3                              | 98.02                           | -0.2                             | 99.67                             | -0.4                             | 98.34        | 0.2                              |
| Q4      | 100.20   | 0.5                              | 98.44   | 0.8                              | 98.24                           | 0.2                              | 99.64                             | -0.0                             | 98.60        | 0.3                              |
| 2015 Q1 | 99.47  | -0.7                             | 99.03   | 0.6                              | 99.56                           | 1.3                              | 100.09                            | 0.5                              | 99.46        | 0.9                              |
| Q2      | 99.75  | 0.3                              | 100.04  | 1.0                              | 100.29                          | 0.7                              | 100.40                            | 0.3                              | 99.87        | 0.4                              |
| Q3      | 100.40   | 0.7                              | 100.45  | 0.4                              | 100.05                          | -0.2                             | 99.85                             | -0.5                             | 100.18       | 0.3                              |
| Q4      | 100.38   | -0.0                             | 100.49  | 0.0                              | 100.11                          | 0.1                              | 99.71                             | -0.1                             | 100.39       | 0.2                              |
| 2016 Q1 | 101.40   | 1.0                              | 102.63  | 2.1                              | 101.21                          | 1.1                              | 100.32                            | 0.6                              | 100.87       | 0.5                              |
| Q2      | 101.09   | -0.3                             | 100.89  | -1.7                             | 99.80                           | -1.4                             | 98.60                             | -1.7                             | 101.19       | 0.3                              |
| Q3      | 101.24   | 0.1                              | 102.60  | 1.7                              | 101.34                          | 1.5                              | 99.97                             | 1.4                              | 101.36       | 0.2                              |
| Q4      | 101.71   | 0.5                              | 103.93  | 1.3                              | 102.18                          | 0.8                              | 100.34                            | 0.4                              | 101.81       | 0.4                              |
| 2017 Q1 | 102.39   | 0.7                              | 103.56  | -0.4                             | 101.14                          | -1.0                             | 99.08                             | -1.3                             | 102.05       | 0.2                              |
| Q2      | 102.90   | 0.5                              | 105.26  | 1.6                              | 102.29                          | 1.1                              | 99.66                             | 0.6                              | 102.62       | 0.6                              |
| Q3      | 103.10   | 0.2                              | 105.57  | 0.3                              | 102.40                          | 0.1                              | 99.29                             | -0.4                             | 103.11       | 0.5                              |
| Q4      | 104.26   | 1.1                              | 107.24  | 1.6                              | 102.86                          | 0.4                              | 99.32                             | 0.0                              | 103.53       | 0.4                              |
| 2018 Q1 | 103.98   | -0.3                             | 108.16  | 0.9                              | 104.02                          | 1.1                              | 100.05                            | 0.7                              | 103.95       | 0.4                              |
| Q2      | 103.33   | -0.6                             | 107.71  | -0.4                             | 104.24                          | 0.2                              | 99.74                             | -0.3                             | 104.49       | 0.5                              |
| Q3      | 102.75   | -0.6                             | 109.73  | 1.9                              | 106.79                          | 2.4                              | 101.49                            | 1.8                              | 105.21       | 0.7                              |
| Q4      | 103.46   | 0.7                              | 110.14  | 0.4                              | 106.46                          | -0.3                             | 100.47                            | -1.0                             | 105.93       | 0.7                              |
| 2019 Q1 | 103.80   | 0.3                              | 111.25  | 1.0                              | 107.18                          | 0.7                              | 101.03                            | 0.6                              | 106.07       | 0.1                              |
| Q2      | 104.20   | 0.4                              | 113.46  | 2.0                              | 108.89                          | 1.6                              | 102.04                            | 1.0                              | 106.68       | 0.6                              |
| Q3      | 103.81   | -0.4                             | 113.35  | -0.1                             | 109.19                          | 0.3                              | 101.45                            | -0.6                             | 107.61       | 0.9                              |
| Q4      | 104.85   | 1.0                              | 114.64  | 1.1                              | 109.34                          | 0.1                              | 101.08                            | -0.4                             | 108.16       | 0.5                              |
| 2020 Q1 | 104.52   | -0.3                             | 115.43  | 0.7                              | 110.44                          | 1.0                              | 101.41                            | 0.3                              | 108.90       | 0.7                              |
| Q2      | 101.32   | -3.1                             | 118.20  | 2.4                              | 116.66                          | 5.6                              | 106.11                            | 4.6                              | 109.94       | 1.0                              |
| Q3      | 108.34   | 6.9                              | 119.34  | 1.0                              | 110.15                          | -5.6                             | 101.71                            | -4.1                             | 108.31       | -1.5                             |
| Q4      | 106.51   | -1.7                             | 117.23  | -1.8                             | 110.06                          | -0.1                             | 100.76                            | -0.9                             | 109.24       | 0.9                              |
| 2021 Q1 | 105.68   | -0.8                             | 118.44  | 1.0                              | 112.07                          | 1.8                              | 101.11                            | 0.3                              | 110.82       | 1.4                              |
| Q2      | 105.07   | -0.6                             | 116.72  | -1.5                             | 111.09                          | -0.9                             | 100.24                            | -0.9                             | 110.80       | -0.0                             |
| Q3      | 107.65   | 2.5                              | 121.53  | 4.1                              | 112.89                          | 1.6                              | 99.74                             | -0.5                             | 113.17       | 2.1                              |
| Q4      | 106.04   | -1.5                             | 120.60  | -0.8                             | 113.73                          | 0.7                              | 99.12                             | -0.6                             | 114.72       | 1.4                              |
| 2022 Q1 | 106.35   | 0.3                              | 122.01  | 1.2                              | 114.72                          | 0.9                              | 98.98                             | -0.1                             | 115.89       | 1.0                              |
| Q2      | 106.20   | -0.1                             | 122.36  | 0.3                              | 115.22                          | 0.4                              | 98.25                             | -0.7                             | 117.24       | 1.2                              |
| Q3      | 106.49   | 0.3                              | 123.85  | 1.2                              | 116.30                          | 0.9                              | 98.19                             | -0.1                             | 118.43       | 1.0                              |

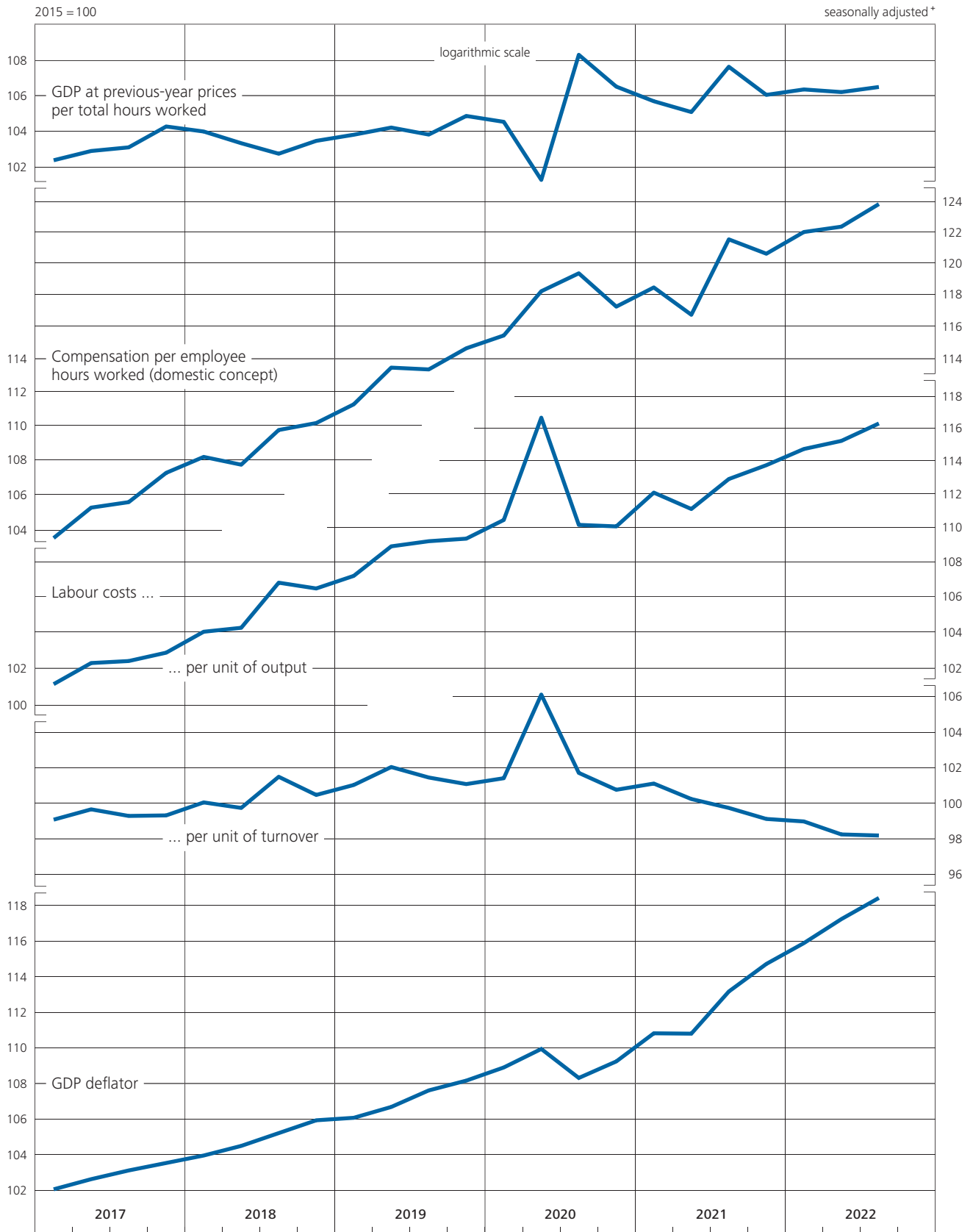
Sources of the unadjusted figures: Federal Statistical Office, Institute for Employment Research of the Federal Employment Agency. \* Last update: November 2022. + Not adjusted for working-day variations; derived from seasonally adjusted basic series, except GDP deflator. <sup>1</sup> Index of compensation per employee hours worked divided by index of GDP at previous-year prices per total hours worked. <sup>2</sup> Index of compensation

per employee hours worked divided by index of nominal GDP per total hours worked. <sup>3</sup> Quarterly change mainly affected by the particularly significant calendar irregularities, which are largely balanced out over a six-month period. <sup>4</sup> Figures partially revised as of Q1 2022.



## II. Macroeconomic accounting systems

### 6. Productivity and labour costs in the economy as a whole



\* Not adjusted for working-day variations.



## II. Macroeconomic accounting systems

### 7. Unit labour costs in selected economic sectors



\* Not adjusted for working-day variations.

### III. Economic activity and prices

#### 1. Output

##### a) Output in the production sector \* - general survey

2015 = 100

seasonally adjusted

| Percentage weight <sup>1</sup> | of which:          |           |                            |           |                                     |           |           |           |          |           |                                       |           |           |           |  |  |
|--------------------------------|--------------------|-----------|----------------------------|-----------|-------------------------------------|-----------|-----------|-----------|----------|-----------|---------------------------------------|-----------|-----------|-----------|--|--|
|                                | Total              |           | Construction industry      |           |                                     |           | of which: |           |          |           | Total excluding construction industry |           | of which: |           |  |  |
|                                |                    |           | Main construction industry |           | Specialised construction activities |           | Energy    |           | Industry |           |                                       |           |           |           |  |  |
| 100.00                         | 14.04              |           | 6.03                       |           | 8.01                                |           | 85.96     |           | 6.37     |           | 79.59                                 |           |           |           |  |  |
| Period                         | monthly            | quarterly | monthly                    | quarterly | monthly                             | quarterly | monthly   | quarterly | monthly  | quarterly | monthly                               | quarterly | monthly   | quarterly |  |  |
| 2017 Nov.                      | 107.4              | 106.3     | 110.1                      | 110.2     | 112.4                               | 110.7     | 108.4     | 109.8     | 107.0    | 105.7     | 99.1                                  | 99.3      | 107.6     | 106.1     |  |  |
| Dec.                           | 107.1              |           | 110.7                      |           | 109.7                               |           | 111.4     |           | 106.5    |           | 99.6                                  |           | 107.0     |           |  |  |
| 2018 Jan.                      | <sup>3</sup> 106.3 |           | <sup>3</sup> 109.9         |           | <sup>3</sup> 119.0                  |           | 103.0     |           | 105.7    |           | 95.1                                  |           | 106.5     |           |  |  |
| Feb.                           | 104.2              | 105.3     | 104.2                      | 106.5     | 106.1                               | 111.7     | 102.7     | 102.6     | 104.2    | 105.1     | 99.0                                  | 98.2      | 104.6     | 105.7     |  |  |
| Mar.                           | 105.5              |           | 105.4                      |           | 109.9                               |           | 102.0     |           | 105.5    |           | 100.4                                 |           | 105.9     |           |  |  |
| Apr.                           | 105.1              |           | 107.4                      |           | 116.7                               |           | 100.3     |           | 104.7    |           | 96.5                                  |           | 105.4     |           |  |  |
| May                            | 107.1              | 106.3     | 111.2                      | 109.0     | 122.0                               | 118.7     | 103.0     | 101.7     | 106.4    | 105.8     | 97.2                                  | 97.6      | 107.1     | 106.5     |  |  |
| June                           | 106.7              |           | 108.5                      |           | 117.5                               |           | 101.7     |           | 106.4    |           | 99.1                                  |           | 107.0     |           |  |  |
| July <sup>2</sup>              | 105.1              |           | 109.3                      |           | 118.7                               |           | 102.2     |           | 104.4    |           | 100.0                                 |           | 104.7     |           |  |  |
| Aug. <sup>2</sup>              | 106.0              | 105.5     | 109.4                      | 110.0     | 118.5                               | 119.6     | 102.5     | 102.7     | 105.5    | 104.8     | 102.5                                 | 99.7      | 105.7     | 105.1     |  |  |
| Sep.                           | 105.4              |           | 111.3                      |           | 121.7                               |           | 103.5     |           | 104.4    |           | 96.6                                  |           | 105.0     |           |  |  |
| Oct.                           | 105.1              |           | 110.3                      |           | 120.8                               |           | 102.4     |           | 104.2    |           | 93.9                                  |           | 105.0     |           |  |  |
| Nov.                           | 103.3              | 104.3     | 109.5                      | 110.7     | 119.5                               | 120.1     | 101.9     | 103.5     | 102.3    | 103.3     | 93.9                                  | 94.6      | 103.0     | 104.0     |  |  |
| Dec.                           | 104.5              |           | 112.2                      |           | 120.1                               |           | 106.2     |           | 103.3    |           | 96.0                                  |           | 103.9     |           |  |  |
| 2019 Jan.                      | 104.1              |           | 109.8                      |           | 116.6                               |           | 104.6     |           | 103.2    |           | 97.6                                  |           | 103.6     |           |  |  |
| Feb.                           | 104.4              | 104.5     | 113.9                      | 112.5     | 125.7                               | 122.5     | 105.0     | 104.9     | 102.9    | 103.2     | 93.9                                  | 95.2      | 103.6     | 103.9     |  |  |
| Mar.                           | 105.0              |           | 113.8                      |           | 125.2                               |           | 105.2     |           | 103.6    |           | 94.2                                  |           | 104.4     |           |  |  |
| Apr.                           | 103.5              |           | 113.5                      |           | 124.8                               |           | 104.9     |           | 101.9    |           | 91.3                                  |           | 102.8     |           |  |  |
| May                            | 103.8              | 103.4     | 111.5                      | 112.5     | 123.4                               | 124.8     | 102.6     | 103.1     | 102.5    | 101.9     | 90.2                                  | 89.5      | 103.5     | 103.0     |  |  |
| June                           | 102.9              |           | 112.4                      |           | 126.2                               |           | 101.9     |           | 101.4    |           | 87.0                                  |           | 102.6     |           |  |  |
| July <sup>2</sup>              | 102.6              |           | 113.0                      |           | 125.3                               |           | 103.7     |           | 100.9    |           | 87.3                                  |           | 102.0     |           |  |  |
| Aug. <sup>2</sup>              | 102.7              | 102.5     | 112.8                      | 113.2     | 124.8                               | 125.6     | 103.8     | 103.8     | 101.1    | 100.8     | 86.7                                  | 86.8      | 102.2     | 101.9     |  |  |
| Sep.                           | 102.2              |           | 113.8                      |           | 126.7                               |           | 104.0     |           | 100.3    |           | 86.5                                  |           | 101.4     |           |  |  |
| Oct.                           | 101.5              |           | 112.0                      |           | 125.6                               |           | 101.7     |           | 99.8     |           | 88.4                                  |           | 100.7     |           |  |  |
| Nov.                           | 101.9              | 101.1     | 113.8                      | 113.0     | 127.6                               | 126.5     | 103.3     | 102.7     | 100.0    | 99.2      | 90.1                                  | 89.2      | 100.8     | 100.0     |  |  |
| Dec.                           | 99.9               |           | 113.1                      |           | 126.3                               |           | 103.2     |           | 97.8     |           | 89.2                                  |           | 98.5      |           |  |  |
| 2020 Jan.                      | 103.2              |           | 119.3                      |           | 136.7                               |           | 106.2     |           | 100.6    |           | 89.2                                  |           | 101.5     |           |  |  |
| Feb.                           | 103.9              | 100.6     | 116.7                      | 117.9     | 130.8                               | 131.9     | 106.1     | 107.4     | 101.8    | 97.8      | 89.0                                  | 87.7      | 102.8     | 98.6      |  |  |
| Mar.                           | 94.7               |           | 117.7                      |           | 128.1                               |           | 109.8     |           | 91.0     |           | 84.8                                  |           | 91.5      |           |  |  |
| Apr.                           | 77.2               |           | 113.0                      |           | 128.7                               |           | 101.2     |           | 71.4     |           | 75.4                                  |           | 71.1      |           |  |  |
| May                            | 84.3               | 84.8      | 113.4                      | 114.3     | 130.4                               | 129.6     | 100.6     | 102.8     | 79.6     | 80.0      | 76.6                                  | 78.1      | 79.8      | 80.1      |  |  |
| June                           | 92.9               |           | 116.5                      |           | 129.7                               |           | 106.5     |           | 89.0     |           | 82.3                                  |           | 89.5      |           |  |  |
| July                           | 93.6               |           | 111.1                      |           | 129.2                               |           | 97.5      |           | 90.8     |           | 81.3                                  |           | 91.6      |           |  |  |
| Aug.                           | 93.6               | 94.4      | 113.1                      | 112.8     | 129.1                               | 129.6     | 101.1     | 100.2     | 90.4     | 91.4      | 87.1                                  | 84.4      | 90.7      | 92.0      |  |  |
| Sep.                           | 96.0               |           | 114.2                      |           | 130.4                               |           | 101.9     |           | 93.0     |           | 84.9                                  |           | 93.6      |           |  |  |
| Oct.                           | 99.1               |           | 115.1                      |           | 129.8                               |           | 104.0     |           | 96.5     |           | 87.9                                  |           | 97.2      |           |  |  |
| Nov.                           | 100.5              | 100.4     | 117.4                      | 119.6     | 132.6                               | 130.4     | 106.0     | 111.5     | 97.7     | 97.3      | 86.9                                  | 86.8      | 98.6      | 98.2      |  |  |
| Dec.                           | 101.7              |           | 126.3                      |           | 128.8                               |           | 124.4     |           | 97.7     |           | 85.6                                  |           | 98.7      |           |  |  |
| 2021 Jan.                      | 99.2               |           | 110.0                      |           | 124.8                               |           | 98.8      |           | 97.4     |           | 87.0                                  |           | 98.2      |           |  |  |
| Feb.                           | 97.8               | 99.3      | 108.9                      | 113.1     | 120.3                               | 128.2     | 100.3     | 101.7     | 96.0     | 97.0      | 83.9                                  | 85.7      | 97.0      | 97.9      |  |  |
| Mar.                           | 100.8              |           | 120.4                      |           | 139.4                               |           | 106.1     |           | 97.6     |           | 86.2                                  |           | 98.5      |           |  |  |
| Apr.                           | 100.1              |           | 116.5                      |           | 133.8                               |           | 103.4     |           | 97.4     |           | 89.9                                  |           | 98.0      |           |  |  |
| May                            | 99.2               | 99.2      | 117.3                      | 116.5     | 132.9                               | 133.0     | 105.5     | 104.0     | 96.3     | 96.4      | 87.0                                  | 87.6      | 97.0      | 97.1      |  |  |
| June                           | 98.3               |           | 115.7                      |           | 132.4                               |           | 103.1     |           | 95.5     |           | 86.0                                  |           | 96.3      |           |  |  |
| July <sup>2</sup>              | 99.1               |           | 115.0                      |           | 132.4                               |           | 101.9     |           | 96.5     |           | 83.6                                  |           | 97.5      |           |  |  |
| Aug. <sup>2</sup>              | 95.2               | 96.6      | 112.4                      | 113.8     | 128.4                               | 131.1     | 100.3     | 100.8     | 92.4     | 93.8      | 86.8                                  | 86.5      | 92.9      | 94.4      |  |  |
| Sep.                           | 95.4               |           | 114.1                      |           | 132.4                               |           | 100.3     |           | 92.4     |           | 89.0                                  |           | 92.7      |           |  |  |
| Oct.                           | 98.0               |           | 114.3                      |           | 133.6                               |           | 99.8      |           | 95.3     |           | 88.4                                  |           | 95.9      |           |  |  |
| Nov.                           | 98.6               | 98.6      | 114.3                      | 113.6     | 133.7                               | 132.6     | 99.6      | 99.3      | 96.0     | 96.1      | 88.1                                  | 88.3      | 96.6      | 96.8      |  |  |
| Dec.                           | 99.2               |           | 112.3                      |           | 130.5                               |           | 98.6      |           | 97.1     |           | 88.3                                  |           | 97.8      |           |  |  |
| 2022 Jan.                      | 100.1              |           | 117.1                      |           | 137.2                               |           | 101.9     |           | 97.3     |           | 87.6                                  |           | 98.1      |           |  |  |
| Feb.                           | 100.5              | 99.0      | 117.4                      | 117.0     | 138.1                               | 137.9     | 101.7     | 101.1     | 97.7     | 96.0      | 91.3                                  | 88.4      | 98.2      | 96.6      |  |  |
| Mar.                           | 96.3               |           | 116.4                      |           | 138.4                               |           | 99.8      |           | 93.0     |           | 86.3                                  |           | 93.5      |           |  |  |
| Apr.                           | 97.2               |           | 112.7                      |           | 131.8                               |           | 98.2      |           | 94.7     |           | 92.1                                  |           | 94.9      |           |  |  |
| May                            | 97.5               | 97.7      | 113.9                      | 113.2     | 134.2                               | 133.4     | 98.6      | 98.0      | 94.8     | 95.2      | 86.4                                  | 88.3      | 95.5      | 95.7      |  |  |
| June                           | 98.4               |           | 113.1                      |           | 134.2                               |           | 97.2      |           | 96.0     |           | 86.5                                  |           | 96.8      |           |  |  |
| July <sup>2,0</sup>            | 98.4               |           | 115.3                      |           | 133.0                               |           | 102.0     |           | 95.6     |           | 88.1                                  |           | 96.2      |           |  |  |
| Aug. <sup>2,0</sup>            | 97.2               | 98.0      | 111.3                      | 112.8     | 130.4                               | 131.4     | 96.8      | 98.7      | 94.9     | 95.5      | 84.0                                  | 85.0      | 95.8      | 96.4      |  |  |
| Sep. <sup>0</sup>              | 98.3               |           | 111.7                      |           | 130.9                               |           | 97.2      |           | 96.1     |           | 83.0                                  |           | 97.1      |           |  |  |
| Oct. <sup>0,p</sup>            | 97.9               |           | 115.1                      |           | 135.3                               |           | 99.9      |           | 95.1     |           | 77.2                                  |           | 96.5      |           |  |  |
| Nov. <sup>0,p</sup>            | 98.1               | ...       | 112.6                      | ...       | 136.5                               | ...       | 94.6      | ...       | 95.7     | ...       | 79.5                                  | ...       | 97.0      | ...       |  |  |

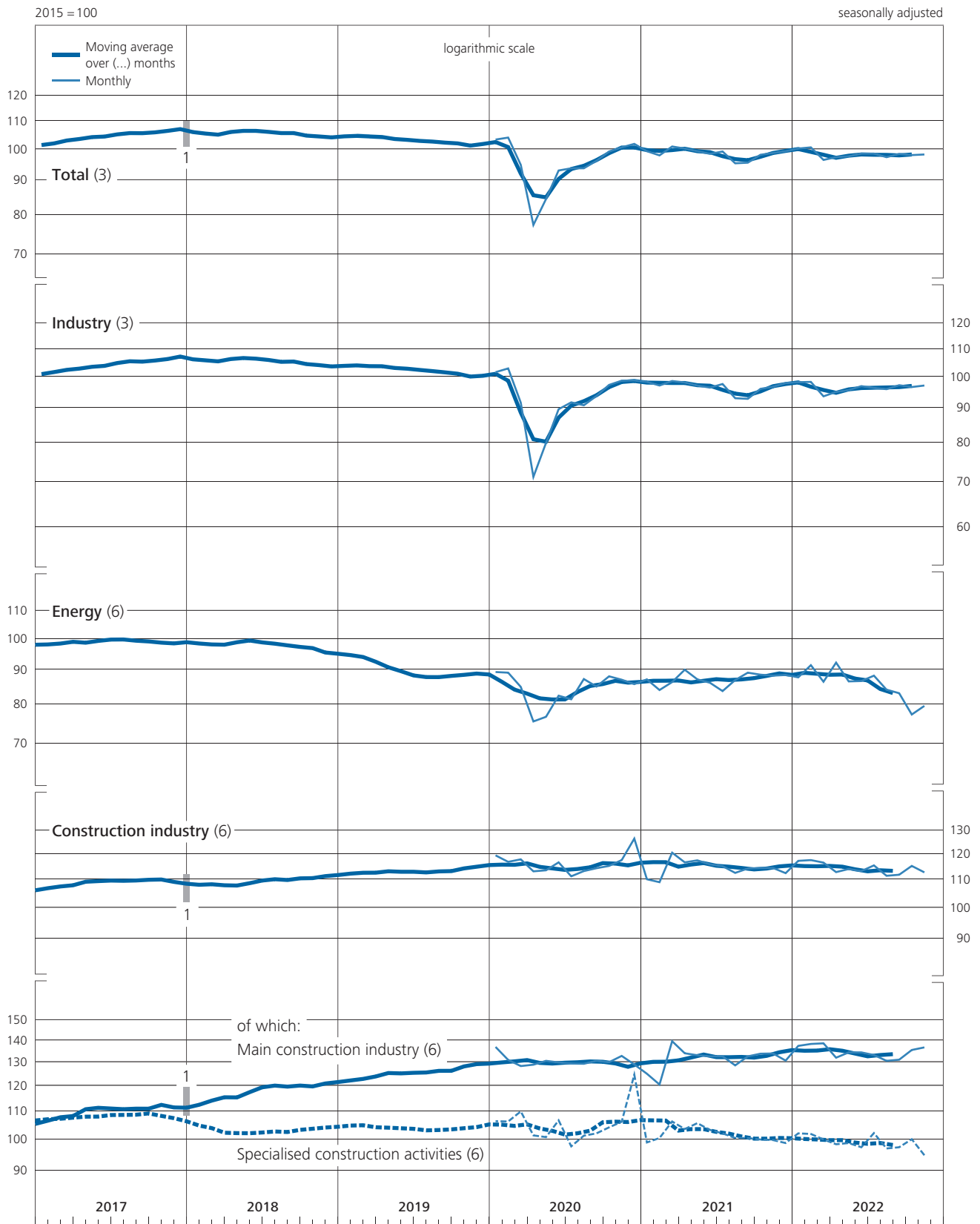
Source of the unadjusted figures: Federal Statistical Office. \* See explanatory notes, section on classifications. <sup>1</sup> Share of gross value added at factor costs of the production sector in base year 2015. <sup>2</sup> Influenced by a change in holiday dates. <sup>3</sup> As of January 2018 weights in structural and civil engineering work corrected by the Federal

Statistical Office. <sup>0</sup> Preliminary; pre-adjusted by the Federal Statistical Office on the basis of estimations to the results of the quarterly production statistics and the quarterly survey in the specialised construction industry, respectively.

### III. Economic activity and prices

#### 1. Output

##### a) Output in the production sector – general survey



1 As of January 2018 weights in structural and civil engineering work corrected by the Federal Statistical Office.

### III. Economic activity and prices

#### 1. Output

##### b) Output in industry, \* by main grouping

2015 = 100

seasonally adjusted

| Percentage weight <sup>1</sup> | Intermediate goods |           | Capital goods |           | Consumer goods |           | of which:              |           |                            |           |
|--------------------------------|--------------------|-----------|---------------|-----------|----------------|-----------|------------------------|-----------|----------------------------|-----------|
|                                |                    |           |               |           |                |           | Durable consumer goods |           | Non-durable consumer goods |           |
|                                | 29.45              |           | 36.98         |           | 13.16          |           | 2.27                   |           | 10.89                      |           |
| Period                         | monthly            | quarterly | monthly       | quarterly | monthly        | quarterly | monthly                | quarterly | monthly                    | quarterly |
| 2017 Aug. <sup>2</sup>         | 106.6              | 106.3     | 106.6         | 104.7     | 105.1          | 104.8     | 110.9                  | 108.5     | 103.9                      | 104.0     |
| Sep.                           | 106.6              |           | 104.7         |           | 104.7          |           | 107.8                  |           | 104.1                      |           |
| Oct.                           | 105.4              |           | 103.0         |           | 102.5          |           | 106.3                  |           | 101.7                      |           |
| Nov.                           | 108.3              | 107.3     | 107.5         | 105.7     | 106.5          | 104.7     | 107.2                  | 106.6     | 106.3                      | 104.3     |
| Dec.                           | 108.3              |           | 106.6         |           | 105.2          |           | 106.2                  |           | 105.0                      |           |
| 2018 Jan.                      | 106.0              |           | 106.7         |           | 107.0          |           | 108.6                  |           | 106.7                      |           |
| Feb.                           | 105.6              | 105.5     | 103.1         | 105.4     | 106.3          | 106.6     | 106.1                  | 108.0     | 106.4                      | 106.4     |
| Mar.                           | 104.9              |           | 106.4         |           | 106.6          |           | 109.2                  |           | 106.0                      |           |
| Apr.                           | 105.0              |           | 105.8         |           | 105.3          |           | 105.1                  |           | 105.4                      |           |
| May                            | 107.3              | 106.5     | 105.5         | 105.8     | 111.0          | 108.5     | 107.4                  | 107.0     | 111.8                      | 108.8     |
| June                           | 107.2              |           | 106.1         |           | 109.2          |           | 108.5                  |           | 109.3                      |           |
| July <sup>2</sup>              | 106.0              |           | 102.5         |           | 108.2          |           | 103.7                  |           | 109.1                      |           |
| Aug. <sup>2</sup>              | 105.9              | 105.8     | 103.8         | 103.1     | 110.5          | 109.4     | 106.7                  | 106.1     | 111.3                      | 110.1     |
| Sep.                           | 105.4              |           | 103.1         |           | 109.6          |           | 108.0                  |           | 109.9                      |           |
| Oct.                           | 104.9              |           | 105.3         |           | 104.3          |           | 104.8                  |           | 104.2                      |           |
| Nov.                           | 104.0              | 104.2     | 102.6         | 104.3     | 101.8          | 102.5     | 102.0                  | 103.5     | 101.8                      | 102.4     |
| Dec.                           | 103.8              |           | 104.9         |           | 101.5          |           | 103.6                  |           | 101.1                      |           |
| 2019 Jan.                      | 104.5              |           | 102.7         |           | 104.0          |           | 107.4                  |           | 103.3                      |           |
| Feb.                           | 103.8              | 104.2     | 103.9         | 103.8     | 102.4          | 103.2     | 105.8                  | 107.7     | 101.7                      | 102.3     |
| Mar.                           | 104.4              |           | 104.8         |           | 103.3          |           | 110.0                  |           | 101.9                      |           |
| Apr.                           | 103.0              |           | 102.7         |           | 102.8          |           | 102.7                  |           | 102.8                      |           |
| May                            | 102.6              | 102.4     | 104.4         | 103.7     | 103.0          | 102.2     | 106.1                  | 104.5     | 102.4                      | 101.7     |
| June                           | 101.6              |           | 104.1         |           | 100.7          |           | 104.8                  |           | 99.8                       |           |
| July <sup>2</sup>              | 101.5              |           | 102.6         |           | 101.5          |           | 105.1                  |           | 100.7                      |           |
| Aug. <sup>2</sup>              | 101.3              | 101.2     | 103.3         | 102.8     | 101.2          | 100.9     | 107.0                  | 106.4     | 100.0                      | 99.8      |
| Sep.                           | 100.7              |           | 102.4         |           | 100.1          |           | 107.0                  |           | 98.7                       |           |
| Oct.                           | 100.9              |           | 100.1         |           | 101.7          |           | 106.3                  |           | 100.7                      |           |
| Nov.                           | 100.1              | 99.4      | 101.1         | 100.0     | 101.7          | 101.2     | 105.8                  | 105.9     | 100.9                      | 100.3     |
| Dec.                           | 97.1               |           | 98.9          |           | 100.3          |           | 105.7                  |           | 99.2                       |           |
| 2020 Jan.                      | 101.8              |           | 100.8         |           | 102.8          |           | 105.5                  |           | 102.2                      |           |
| Feb.                           | 103.7              | 100.7     | 101.3         | 95.8      | 104.7          | 101.7     | 104.5                  | 101.6     | 104.8                      | 101.7     |
| Mar.                           | 96.5               |           | 85.3          |           | 97.6           |           | 94.9                   |           | 98.2                       |           |
| Apr.                           | 82.4               |           | 55.7          |           | 89.0           |           | 71.8                   |           | 92.6                       |           |
| May                            | 83.7               | 84.8      | 72.5          | 72.0      | 91.3           | 92.4      | 88.7                   | 85.4      | 91.8                       | 93.8      |
| June                           | 88.4               |           | 87.7          |           | 96.8           |           | 95.8                   |           | 97.0                       |           |
| July                           | 91.6               |           | 89.6          |           | 96.9           |           | 97.8                   |           | 96.7                       |           |
| Aug.                           | 93.8               | 93.7      | 86.3          | 88.6      | 96.3           | 97.3      | 102.0                  | 99.9      | 95.1                       | 96.7      |
| Sep.                           | 95.8               |           | 90.0          |           | 98.6           |           | 100.0                  |           | 98.3                       |           |
| Oct.                           | 98.8               |           | 95.8          |           | 97.4           |           | 101.3                  |           | 96.6                       |           |
| Nov.                           | 101.0              | 100.7     | 97.2          | 96.2      | 96.9           | 97.9      | 104.1                  | 103.2     | 95.4                       | 96.8      |
| Dec.                           | 102.4              |           | 95.6          |           | 99.3           |           | 104.3                  |           | 98.3                       |           |
| 2021 Jan.                      | 103.4              |           | 94.7          |           | 96.6           |           | 101.8                  |           | 95.5                       |           |
| Feb.                           | 101.9              | 103.1     | 93.3          | 93.8      | 96.4           | 97.7      | 99.7                   | 100.7     | 95.7                       | 97.1      |
| Mar.                           | 104.1              |           | 93.4          |           | 100.1          |           | 100.7                  |           | 100.0                      |           |
| Apr.                           | 103.9              |           | 93.9          |           | 96.1           |           | 103.8                  |           | 94.5                       |           |
| May                            | 104.9              | 104.4     | 89.7          | 90.5      | 100.0          | 99.4      | 104.1                  | 104.4     | 99.2                       | 98.4      |
| June                           | 104.4              |           | 87.8          |           | 102.2          |           | 105.3                  |           | 101.5                      |           |
| July <sup>2</sup>              | 103.8              |           | 91.1          |           | 101.4          |           | 107.7                  |           | 100.1                      |           |
| Aug. <sup>2</sup>              | 100.7              | 101.7     | 84.0          | 86.2      | 100.3          | 100.9     | 102.0                  | 104.0     | 99.9                       | 100.3     |
| Sep.                           | 100.6              |           | 83.4          |           | 101.0          |           | 102.2                  |           | 100.8                      |           |
| Oct.                           | 100.5              |           | 90.5          |           | 100.7          |           | 105.2                  |           | 99.8                       |           |
| Nov.                           | 101.2              | 101.3     | 91.1          | 91.6      | 101.8          | 101.2     | 104.0                  | 105.2     | 101.3                      | 100.4     |
| Dec.                           | 102.1              |           | 93.1          |           | 101.2          |           | 106.4                  |           | 100.1                      |           |
| 2022 Jan.                      | 103.0              |           | 93.4          |           | 100.6          |           | 103.2                  |           | 100.0                      |           |
| Feb.                           | 103.7              | 102.3     | 91.6          | 89.8      | 104.3          | 102.8     | 106.0                  | 104.2     | 104.0                      | 102.6     |
| Mar.                           | 100.3              |           | 84.5          |           | 103.6          |           | 103.4                  |           | 103.7                      |           |
| Apr.                           | 101.2              |           | 87.8          |           | 100.8          |           | 108.5                  |           | 99.2                       |           |
| May                            | 100.8              | 101.1     | 89.7          | 89.7      | 100.1          | 100.5     | 107.5                  | 107.4     | 98.5                       | 99.0      |
| June                           | 101.4              |           | 91.7          |           | 100.6          |           | 106.3                  |           | 99.4                       |           |
| July <sup>2, o</sup>           | 100.9              |           | 91.6          |           | 98.4           |           | 107.7                  |           | 96.4                       |           |
| Aug. <sup>2, o</sup>           | 98.4               | 99.3      | 92.2          | 92.6      | 100.1          | 100.2     | 109.8                  | 108.3     | 98.1                       | 98.5      |
| Sep. <sup>o</sup>              | 98.6               |           | 94.1          |           | 102.1          |           | 107.4                  |           | 101.0                      |           |
| Oct. <sup>o</sup>              | 96.6               |           | 95.6          |           | 98.8           |           | 104.9                  |           | 97.5                       |           |
| Nov. <sup>o, p</sup>           | 97.7               | ...       | 96.3          | ...       | 97.3           | ...       | 103.1                  | ...       | 96.1                       | ...       |

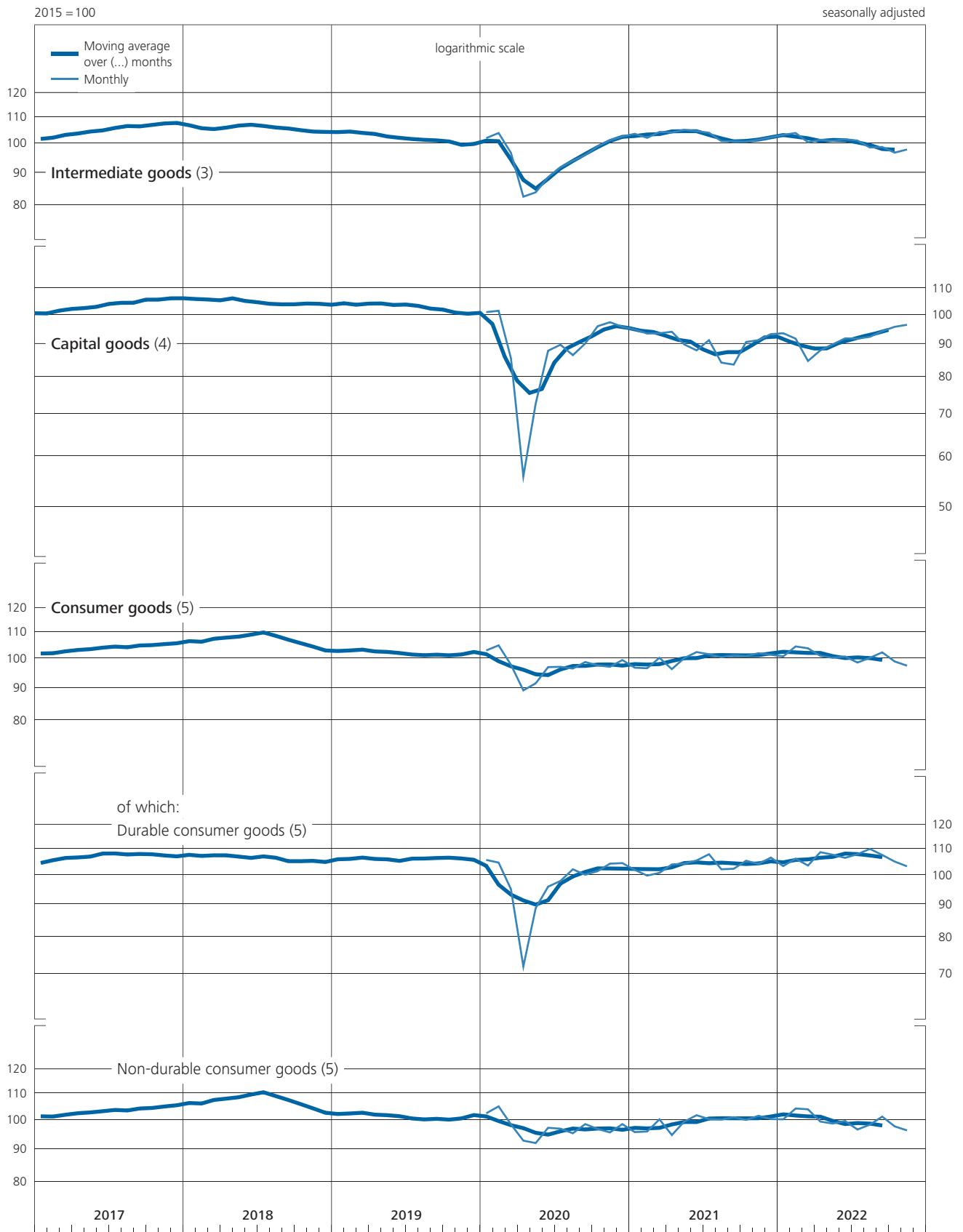
Source of the unadjusted figures: Federal Statistical Office. \* See explanatory notes, section on classifications. <sup>1</sup> Share of gross value added at factor costs of the production sector in base year 2015. <sup>2</sup> Influenced by a change in holiday dates. <sup>o</sup> Preliminary;

pre-adjusted by the Federal Statistical Office on the basis of estimations to the results of the quarterly production statistics.

### III. Economic activity and prices

#### 1. Output

#### b) Output in industry, by main grouping



### III. Economic activity and prices

#### 1. Output

##### c) Output in selected branches of industry

2015 = 100

seasonally adjusted

| Percentage weight <sup>1</sup> | Manufacture of food products, beverages and tobacco products |           | Manufacture of chemicals, chemical products, basic pharmaceutical products and pharmaceutical preparations |           | Manufacture of basic metals and fabricated metal products, except machinery and equipment |           | Manufacture of computer, electronic, optical products and of electrical equipment |           | Manufacture of machinery and equipment n.e.c. |           | Manufacture of motor vehicles, trailers and semi-trailers |           |
|--------------------------------|--|-----------|--|-----------|---|-----------|---|-----------|---|-----------|---|-----------|
|                                | 5.98   |           | 8.29   |           | 10.31   |           | 9.95  |           | 12.73   |           | 14.16   |           |
|                                | 10,11 and 12   |           | 20 and 21  |           | 24 and 25   |           | 26 and 27   |           | 28  |           | 29  |           |
| Period                         | monthly  | quarterly | monthly  | quarterly | monthly   | quarterly | monthly   | quarterly | monthly                                       | quarterly | monthly   | quarterly |
| 2017 Oct.                      | 102.2  |           | 103.6  |           | 107.4   |           | 106.2   |           | 103.0   |           | 99.2  |           |
| Nov.                           | 104.3  | 103.1     | 108.7  | 106.9     | 108.8   | 108.6     | 110.5   | 110.2     | 108.2   | 107.2     | 106.0   | 102.2     |
| Dec.                           | 102.9  |           | 108.3  |           | 109.5   |           | 113.9   |           | 110.3   |           | 101.3   |           |
| 2018 Jan.                      | 103.0  |           | 107.8  |           | 107.0   |           | 109.4   |           | 105.6   |           | 105.0   |           |
| Feb.                           | 102.9  | 102.2     | 106.4  | 106.9     | 107.5   | 107.0     | 108.2   | 109.1     | 105.3   | 105.9     | 98.4  | 102.9     |
| Mar.                           | 100.8  |           | 106.5  |           | 106.4   |           | 109.6   |           | 106.7   |           | 105.2   |           |
| Apr.                           | 101.1  |           | 106.4  |           | 107.2   |           | 106.9   |           | 105.5   |           | 104.7   |           |
| May                            | 105.7  | 102.7     | 113.2  | 110.6     | 108.8   | 108.0     | 109.0   | 108.5     | 106.3   | 106.2     | 102.5   | 104.0     |
| June                           | 101.2  |           | 112.3  |           | 108.1   |           | 109.6   |           | 106.9   |           | 104.7   |           |
| July <sup>3</sup>              | 100.8  |           | 113.5  |           | 107.0   |           | 108.4   |           | 105.9   |           | 96.7  |           |
| Aug. <sup>3</sup>              | 102.6  | 101.4     | 112.9  | 112.4     | 108.9   | 107.8     | 109.5   | 109.3     | 108.0   | 106.7     | 96.2  | 96.1      |
| Sep. <sup>3</sup>              | 100.8  |           | 110.7  |           | 107.6   |           | 109.9   |           | 106.2   |           | 95.5  |           |
| Oct.                           | 101.5  |           | 102.2  |           | 107.7   |           | 109.4   |           | 108.9   |           | 96.2  |           |
| Nov.                           | 102.2  | 101.7     | 98.5   | 100.5     | 106.1   | 106.7     | 108.2   | 109.1     | 105.7   | 107.2     | 93.6  | 96.5      |
| Dec.                           | 101.4  |           | 100.8  |           | 106.2   |           | 109.6   |           | 107.0   |           | 99.8  |           |
| 2019 Jan.                      | 103.2  |           | 102.2  |           | 106.8   |           | 107.9   |           | 105.1   |           | 93.8  |           |
| Feb.                           | 103.8  | 103.2     | 100.5  | 101.0     | 105.7   | 106.4     | 106.1   | 108.2     | 105.6   | 105.7     | 96.7  | 95.5      |
| Mar.                           | 102.5  |           | 100.3  |           | 106.7   |           | 110.7   |           | 106.4   |           | 96.0  |           |
| Apr.                           | 106.8  |           | 100.0  |           | 104.1   |           | 106.0   |           | 104.6   |           | 94.5  |           |
| May                            | 102.0  | 102.9     | 101.9  | 100.9     | 103.4   | 103.4     | 107.0   | 106.3     | 104.0   | 104.2     | 99.9  | 97.6      |
| June                           | 99.8   |           | 100.8  |           | 102.7   |           | 105.8   |           | 104.0   |           | 98.4  |           |
| July <sup>3</sup>              | 102.2  |           | 100.5  |           | 102.3   |           | 105.4   |           | 104.2   |           | 95.4  |           |
| Aug. <sup>3</sup>              | 102.7  | 102.2     | 97.8   | 98.0      | 102.9   | 102.6     | 106.8   | 106.7     | 103.8   | 103.7     | 95.6  | 95.5      |
| Sep. <sup>3</sup>              | 101.6  |           | 95.7   |           | 102.6   |           | 108.0   |           | 103.2   |           | 95.4  |           |
| Oct.                           | 101.8  |           | 101.6  |           | 100.3   |           | 105.9   |           | 100.5   |           | 91.5  |           |
| Nov.                           | 102.5  | 102.2     | 99.4   | 99.0      | 99.5  | 98.9      | 104.8   | 104.5     | 101.0   | 100.5     | 92.4  | 90.9      |
| Dec.                           | 102.3  |           | 95.9   |           | 96.8  |           | 102.9   |           | 100.1   |           | 88.8  |           |
| 2020 Jan.                      | 103.9  |           | 101.0  |           | 100.4   |           | 106.6   |           | 98.5  |           | 92.7  |           |
| Feb.                           | 103.1  | 103.2     | 107.1  | 102.9     | 101.3   | 98.2      | 106.4   | 104.3     | 98.5  | 96.4      | 94.8  | 83.6      |
| Mar.                           | 102.7  |           | 100.6  |           | 93.0  |           | 99.8  |           | 92.1  |           | 63.3  |           |
| Apr.                           | 94.9   |           | 98.4   |           | 72.6  |           | 86.4  |           | 73.7  |           | 14.5  |           |
| May                            | 94.2   | 96.7      | 93.5   | 95.5      | 77.1  | 77.7      | 89.1  | 89.4      | 80.8  | 82.2      | 48.0  | 46.7      |
| June                           | 101.0  |           | 94.7   |           | 83.3  |           | 92.7  |           | 92.1  |           | 77.6  |           |
| July                           | 99.3   |           | 97.5   |           | 84.8  |           | 94.3  |           | 87.4  |           | 85.1  |           |
| Aug.                           | 99.7   | 99.6      | 94.8   | 97.5      | 90.9  | 89.7      | 97.1  | 96.5      | 87.2  | 88.1      | 74.6  | 81.3      |
| Sep.                           | 99.9   |           | 100.1  |           | 93.4  |           | 98.2  |           | 89.7  |           | 84.3  |           |
| Oct.                           | 99.5   |           | 100.9  |           | 95.3  |           | 101.9   |           | 90.2  |           | 92.0  |           |
| Nov.                           | 95.2   | 98.3      | 101.9  | 102.3     | 97.5  | 97.3      | 104.9   | 103.9     | 91.9  | 91.4      | 94.5  | 93.0      |
| Dec.                           | 100.2  |           | 104.2  |           | 99.1  |           | 104.9   |           | 92.0  |           | 92.6  |           |
| 2021 Jan.                      | 96.6   |           | 103.6  |           | 99.5  |           | 107.1   |           | 96.2  |           | 83.3  |           |
| Feb.                           | 97.0   | 98.7      | 101.4  | 103.2     | 99.0  | 99.7      | 108.1   | 107.9     | 95.1  | 95.7      | 81.8  | 82.3      |
| Mar.                           | 102.6  |           | 104.7  |           | 100.7   |           | 108.5   |           | 95.9  |           | 81.9  |           |
| Apr.                           | 94.5   |           | 103.4  |           | 100.4   |           | 110.4   |           | 99.1  |           | 79.3  |           |
| May                            | 98.9   | 98.8      | 108.5  | 105.6     | 100.0   | 100.2     | 110.1   | 110.1     | 96.7  | 96.7      | 71.3  | 73.6      |
| June                           | 103.0  |           | 105.0  |           | 100.1   |           | 109.9   |           | 94.4  |           | 70.3  |           |
| July <sup>3,0</sup>            | 100.0  |           | 104.8  |           | 99.3  |           | 109.8   |           | 98.9  |           | 73.6  |           |
| Aug. <sup>3,0</sup>            | 99.6   | 100.1     | 105.4  | 105.8     | 96.8  | 97.9      | 108.4   | 108.6     | 95.9  | 96.5      | 56.9  | 63.6      |
| Sep. <sup>0</sup>              | 100.8  |           | 107.3  |           | 97.7  |           | 107.7   |           | 94.6  |           | 60.3  |           |
| Oct.                           | 99.9   |           | 104.4  |           | 97.6  |           | 107.8   |           | 96.2  |           | 70.5  |           |
| Nov.                           | 100.6  | 99.8      | 107.2  | 106.2     | 97.8  | 97.6      | 107.0   | 108.2     | 94.7  | 94.9      | 74.9  | 75.4      |
| Dec.                           | 99.0   |           | 106.9  |           | 97.4  |           | 109.7   |           | 93.8  |           | 80.8  |           |
| 2022 Jan.                      | 98.7   |           | 104.6  |           | 99.0  |           | 110.0   |           | 97.0  |           | 76.7  |           |
| Feb.                           | 100.1  | 100.4     | 109.0  | 106.8     | 99.9  | 98.3      | 111.4   | 110.4     | 95.5  | 95.0      | 76.3  | 71.6      |
| Mar.                           | 102.4  |           | 106.7  |           | 96.1  |           | 109.7   |           | 92.6  |           | 61.8  |           |
| Apr.                           | 99.8   |           | 103.1  |           | 96.7  |           | 111.7   |           | 93.8  |           | 69.0  |           |
| May                            | 100.7  | 101.2     | 97.8   | 99.2      | 97.2  | 96.7      | 112.2   | 112.6     | 95.2  | 95.3      | 73.0  | 73.4      |
| June                           | 103.0  |           | 96.6   |           | 96.1  |           | 114.0   |           | 96.9  |           | 78.2  |           |
| July <sup>3,0</sup>            | 99.3   |           | 94.9   |           | 96.0  |           | 116.6   |           | 96.4  |           | 75.4  |           |
| Aug. <sup>3,0</sup>            | 99.6   | 99.8      | 94.1   | 95.2      | 95.8  | 96.2      | 117.4   | 117.7     | 99.3  | 98.4      | 74.9  | 77.4      |
| Sep. <sup>0</sup>              | 100.4  |           | 96.5   |           | 96.9  |           | 119.0   |           | 99.6  |           | 82.0  |           |
| Oct. <sup>0</sup>              | 95.3   |           | 92.2   |           | 97.1  |           | 115.8   |           | 98.7  |           | 80.5  |           |
| Nov. <sup>0,p</sup>            | 96.4   | ...       | 90.7   | ...       | 94.6  | ...       | 117.7   | ...       | 98.7  | ...       | 85.0  | ...       |

Source of the unadjusted figures: Federal Statistical Office. <sup>1</sup> Share of gross value added at factor costs of the production sector in base year 2015. <sup>2</sup> Classification of Economic Activities, 2008 edition. <sup>3</sup> Influenced by a change in holiday dates. <sup>o</sup> Preliminary;

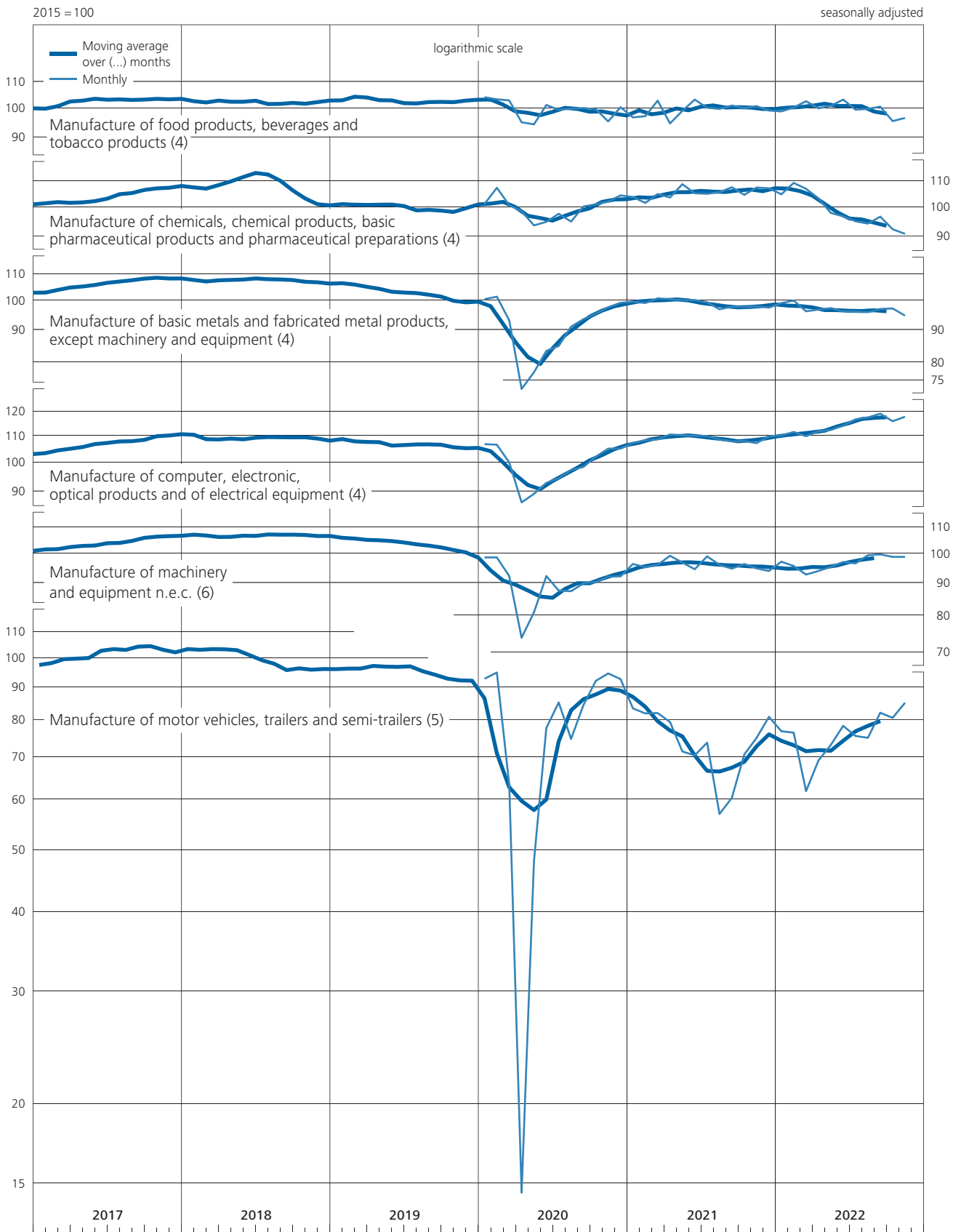
pre-adjusted by the Federal Statistical Office on the basis of estimations to the results of the quarterly production statistics.



### III. Economic activity and prices

#### 1. Output

##### c) Output in selected branches of industry



### III. Economic activity and prices

#### 1. Output

#### d) Productivity and labour costs in industry \*

2015 = 100

seasonally adjusted

| Period            | Output              |           |                     |           | Wages and salaries <sup>1</sup> |           |                     |           |                    |           |                      |           |
|-------------------|---------------------|-----------|---------------------|-----------|---------------------------------|-----------|---------------------|-----------|--------------------|-----------|----------------------|-----------|
|                   | Per employed person |           | Per man-hour worked |           | Per employed person             |           | Per man-hour worked |           | Per unit of output |           | Per unit of turnover |           |
|                   | monthly             | quarterly | monthly             | quarterly | monthly                         | quarterly | monthly             | quarterly | monthly            | quarterly | monthly              | quarterly |
| 2017 May          | 101.4               | 101.4     | 100.8               | 101.8     | 101.8                           | 103.3     | 101.1               | 103.7     | 100.3              | 101.9     | 98.5                 | 99.9      |
| June              | 101.3               |           | 102.5               |           | 103.7                           |           | 105.1               |           | 102.5              |           | 100.1                |           |
| July <sup>2</sup> | 101.8               |           | 102.0               |           | 104.0                           |           | 104.3               |           | 102.2              |           | 100.7                |           |
| Aug. <sup>2</sup> | 103.8               | 102.8     | 103.5               | 102.9     | 104.0                           | 104.1     | 103.7               | 104.3     | 100.2              | 101.3     | 98.3                 | 99.3      |
| Sep.              | 102.7               |           | 103.3               |           | 104.2                           |           | 104.9               |           | 101.5              |           | 99.0                 |           |
| Oct.              | 101.0               |           | 102.2               |           | 104.5                           |           | 105.8               |           | 103.5              |           | 101.0                |           |
| Nov.              | 104.4               | 103.0     | 105.3               | 104.2     | 105.5                           | 104.9     | 106.3               | 106.0     | 101.0              | 101.8     | 98.4                 | 99.3      |
| Dec.              | 103.7               |           | 105.0               |           | 104.6                           |           | 105.9               |           | 100.9              |           | 98.5                 |           |
| 2018 Jan.         | 102.8               |           | 103.5               |           | 105.4                           |           | 106.2               |           | 102.5              |           | 100.5                |           |
| Feb.              | 100.6               | 101.7     | 102.4               | 103.2     | 104.8                           | 105.4     | 106.6               | 106.9     | 104.1              | 103.6     | 101.9                | 101.4     |
| Mar.              | 101.7               |           | 103.7               |           | 106.0                           |           | 108.0               |           | 104.2              |           | 101.9                |           |
| Apr.              | 101.0               |           | 102.4               |           | 107.2                           |           | 108.8               |           | 106.2              |           | 103.1                |           |
| May               | 102.4               | 101.8     | 103.4               | 102.8     | 106.4                           | 106.5     | 107.4               | 107.5     | 103.9              | 104.6     | 101.2                | 101.7     |
| June              | 102.1               |           | 102.7               |           | 105.8                           |           | 106.4               |           | 103.6              |           | 100.8                |           |
| July <sup>2</sup> | 99.6                |           | 101.3               |           | 107.0                           |           | 108.8               |           | 107.4              |           | 103.8                |           |
| Aug. <sup>2</sup> | 100.2               | 99.8      | 101.0               | 100.9     | 106.8                           | 106.7     | 107.6               | 107.9     | 106.5              | 106.9     | 102.8                | 103.4     |
| Sep.              | 99.5                |           | 100.3               |           | 106.3                           |           | 107.2               |           | 106.8              |           | 103.7                |           |
| Oct.              | 99.3                |           | 100.5               |           | 107.7                           |           | 109.0               |           | 108.5              |           | 105.0                |           |
| Nov.              | 97.2                | 98.2      | 99.8                | 99.8      | 107.9                           | 107.3     | 110.8               | 109.0     | 110.9              | 109.2     | 107.1                | 105.1     |
| Dec.              | 98.0                |           | 99.0                |           | 106.2                           |           | 107.2               |           | 108.3              |           | 103.2                |           |
| 2019 Jan.         | 97.8                |           | 99.4                |           | 107.2                           |           | 109.0               |           | 109.6              |           | 103.5                |           |
| Feb.              | 97.8                | 98.0      | 100.0               | 99.7      | 108.0                           | 107.3     | 110.4               | 109.2     | 110.4              | 109.5     | 105.2                | 104.0     |
| Mar.              | 98.4                |           | 99.8                |           | 106.6                           |           | 108.1               |           | 108.4              |           | 103.2                |           |
| Apr.              | 96.9                |           | 99.8                |           | 107.6                           |           | 110.8               |           | 111.1              |           | 105.0                |           |
| May               | 97.6                | 97.1      | 99.5                | 99.8      | 107.3                           | 107.3     | 109.3               | 110.2     | 109.9              | 110.5     | 105.2                | 105.1     |
| June              | 96.8                |           | 100.0               |           | 106.9                           |           | 110.4               |           | 110.4              |           | 105.2                |           |
| July <sup>2</sup> | 96.3                |           | 99.8                |           | 114.2                           |           | 118.4               |           | 118.7              |           | 113.3                |           |
| Aug. <sup>2</sup> | 96.6                | 96.3      | 98.4                | 99.0      | 108.4                           | 110.5     | 110.5               | 113.7     | 112.3              | 114.8     | 106.2                | 109.0     |
| Sep.              | 95.9                |           | 98.9                |           | 108.8                           |           | 112.2               |           | 113.5              |           | 107.4                |           |
| Oct.              | 95.4                |           | 99.2                |           | 108.6                           |           | 113.0               |           | 113.9              |           | 108.0                |           |
| Nov.              | 95.6                | 94.8      | 98.7                | 98.2      | 107.6                           | 107.7     | 111.0               | 111.6     | 112.5              | 113.6     | 107.4                | 107.4     |
| Dec.              | 93.5                |           | 96.8                |           | 107.0                           |           | 110.8               |           | 114.4              |           | 106.9                |           |
| 2020 Jan.         | 96.5                |           | 99.8                |           | 107.8                           |           | 111.4               |           | 111.6              |           | 105.7                |           |
| Feb.              | 98.0                | 94.0      | 100.5               | 98.5      | 108.5                           | 107.3     | 111.3               | 112.6     | 110.8              | 114.4     | 105.9                | 108.6     |
| Mar.              | 87.4                |           | 95.3                |           | 105.7                           |           | 115.2               |           | 120.9              |           | 114.2                |           |
| Apr.              | 68.3                |           | 84.2                |           | 95.3                            |           | 117.6               |           | 139.6              |           | 136.2                |           |
| May               | 77.0                | 77.3      | 89.2                | 90.2      | 98.7                            | 98.2      | 114.3               | 115.0     | 128.2              | 128.0     | 126.6                | 125.2     |
| June              | 86.5                |           | 97.3                |           | 100.5                           |           | 113.0               |           | 116.2              |           | 112.9                |           |
| July              | 88.8                |           | 97.8                |           | 107.0                           |           | 117.7               |           | 120.4              |           | 114.4                |           |
| Aug.              | 88.3                | 89.5      | 95.7                | 97.3      | 105.2                           | 106.6     | 114.1               | 115.8     | 119.1              | 119.1     | 111.3                | 112.3     |
| Sep.              | 91.4                |           | 98.3                |           | 107.5                           |           | 115.7               |           | 117.7              |           | 111.3                |           |
| Oct.              | 94.8                |           | 101.3               |           | 107.9                           |           | 115.2               |           | 113.8              |           | 108.3                |           |
| Nov.              | 96.2                | 95.8      | 102.2               | 101.9     | 107.4                           | 108.1     | 114.1               | 115.0     | 111.6              | 112.9     | 107.0                | 107.4     |
| Dec.              | 96.3                |           | 102.1               |           | 109.1                           |           | 115.6               |           | 113.3              |           | 107.0                |           |
| 2021 Jan.         | 96.2                |           | 100.3               |           | 107.8                           |           | 112.3               |           | 112.0              |           | 108.0                |           |
| Feb.              | 95.3                | 96.2      | 99.3                | 100.2     | 108.4                           | 108.2     | 112.9               | 112.7     | 113.8              | 112.6     | 108.8                | 106.7     |
| Mar.              | 97.0                |           | 100.9               |           | 108.5                           |           | 112.9               |           | 111.9              |           | 103.3                |           |
| Apr.              | 96.5                |           | 100.1               |           | 105.0                           |           | 109.0               |           | 108.9              |           | 102.8                |           |
| May               | 95.4                | 95.5      | 100.1               | 99.5      | 104.9                           | 107.2     | 110.1               | 111.7     | 110.0              | 112.3     | 101.5                | 104.0     |
| June              | 94.7                |           | 98.2                |           | 111.7                           |           | 115.9               |           | 118.0              |           | 107.6                |           |
| July <sup>2</sup> | 95.9                |           | 100.0               |           | 110.2                           |           | 114.8               |           | 114.9              |           | 104.1                |           |
| Aug. <sup>2</sup> | 91.5                | 92.9      | 98.7                | 98.7      | 110.4                           | 110.4     | 119.1               | 117.3     | 120.6              | 118.9     | 108.9                | 107.1     |
| Sep.              | 91.3                |           | 97.5                |           | 110.6                           |           | 118.1               |           | 121.1              |           | 108.2                |           |
| Oct.              | 94.3                |           | 99.7                |           | 110.2                           |           | 116.5               |           | 116.9              |           | 104.8                |           |
| Nov.              | 95.1                | 95.2      | 100.8               | 100.6     | 110.4                           | 110.7     | 117.1               | 117.0     | 116.2              | 116.3     | 100.3                | 101.7     |
| Dec.              | 96.2                |           | 101.4               |           | 111.4                           |           | 117.4               |           | 115.8              |           | 99.9                 |           |
| 2022 Jan.         | 96.3                |           | 101.1               |           | 111.6                           |           | 117.2               |           | 115.9              |           | 96.4                 |           |
| Feb.              | 96.2                | 94.7      | 100.8               | 99.9      | 119.2                           | 114.4     | 124.9               | 120.7     | 123.9              | 120.8     | 103.8                | 100.2     |
| Mar.              | 91.6                |           | 97.8                |           | 112.3                           |           | 119.9               |           | 122.6              |           | 100.5                |           |
| Apr.              | 93.1                |           | 98.4                |           | 111.1                           |           | 117.5               |           | 119.3              |           | 96.9                 |           |
| May               | 93.4                | 93.7      | 97.4                | 98.3      | 111.6                           | 111.0     | 116.3               | 116.4     | 119.5              | 118.4     | 94.3                 | 93.7      |
| June              | 94.7                |           | 99.0                |           | 110.3                           |           | 115.3               |           | 116.5              |           | 90.0                 |           |
| July <sup>2</sup> | o 94.1              |           | o 98.4              |           | 117.3                           |           | 122.6               |           | o 124.6            |           | 96.9                 |           |
| Aug. <sup>2</sup> | o 93.6              | 94.2      | o 98.7              | 99.0      | 113.5                           | 115.3     | 119.7               | 121.3     | o 121.3            | 122.5     | 92.4                 | 94.2      |
| Sep.              | o 94.8              |           | o 100.0             |           | 115.1                           |           | 121.5               |           | o 121.5            |           | 93.3                 |           |
| Oct.              | o 93.9              |           | o 98.7              |           | 113.1                           |           | 118.8               |           | o 120.3            |           | 91.6                 |           |
| Nov.              | o,p 94.3            | ...       | o,p 98.9            | ...       | 113.4                           | ...       | 119.0               | ...       | o,p 120.3          | ...       | p 90.7               | ...       |

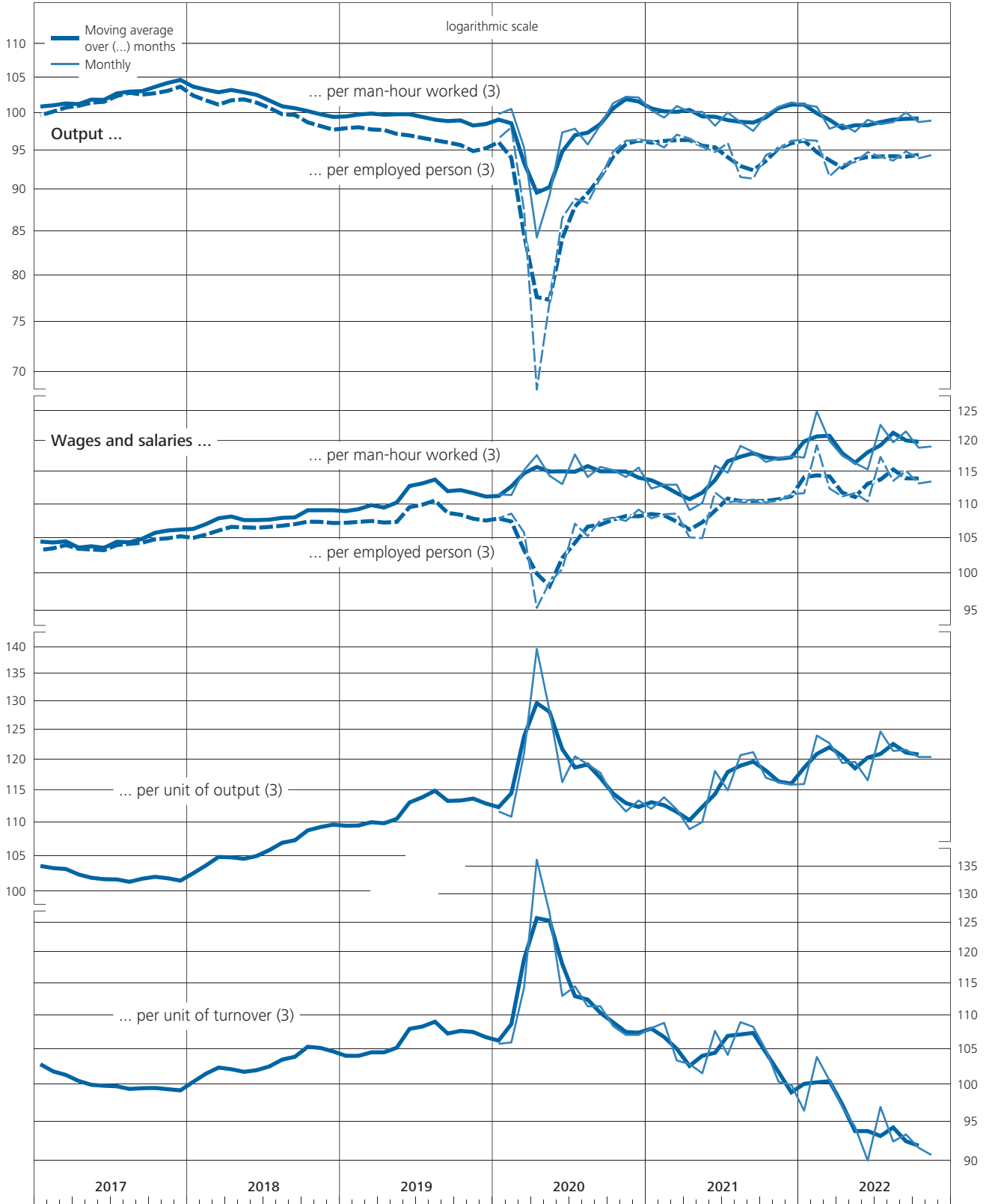
Source of the unadjusted figures: Bundesbank calculations based on data from the Federal Statistical Office. \* As well as mining of coal and lignite, extraction of crude petroleum and natural gas, manufacture of coke and refined petroleum products.

<sup>1</sup> Excluding employers' compulsory social security contributions. <sup>2</sup> Influenced by a change in holiday dates. o Preliminary; output pre-adjusted by the Federal Statistical Office on the basis of estimations to the results of the quarterly production statistics.

III. Economic activity and prices

1. Output  
 d) Productivity and labour costs in industry\*

2015 = 100 seasonally adjusted



\* As well as mining of coal and lignite, extraction of crude petroleum and natural gas, manufacture of coke and refined petroleum products.

### III. Economic activity and prices

#### 1. Output

#### e) Employment, labour costs and turnover in the main construction industry \*

seasonally adjusted

| Period    | Employed persons 1 |           | Man-hours worked 2 |           | Wages and salaries 3 |           | Turnover 4 |           | Breakdown by type of construction: |           |                         |           |  |           |
|-----------|--------------------|-----------|--------------------|-----------|----------------------|-----------|------------|-----------|------------------------------------|-----------|-------------------------|-----------|--|-----------|
|           | Thousands          |           | Millions           |           | € billion            |           |            |           | Residential construction           |           | Industrial construction |           | Public sector construction and road construction |           |
|           | monthly            | quarterly | monthly            | quarterly | monthly              | quarterly | monthly    | quarterly | monthly                            | quarterly | monthly                 | quarterly | monthly  | quarterly |
|           | 2017 Oct.          | 448       |                    | 44.9      |                      | 1.40      |            | 6.40      |                                    | 1.52      |                         | 2.68      |  | 2.20      |
| Nov.      | 450                | 450       | 45.9               | 135.5     | 1.40                 | 4.22      | 6.62       | 19.56     | 1.67                               | 4.75      | 2.70                    | 8.10      | 2.25   | 6.71      |
| Dec.      | 452                |           | 44.7               |           | 1.42                 |           | 6.54       |           | 1.56                               |           | 2.72                    |           | 2.26   |           |
| 2018 Jan. | 457                |           | 47.5               |           | 1.48                 |           | 6.83       |           | 1.81                               |           | 2.83                    |           | 2.19   |           |
| Feb.      | 459                | 458       | 42.7               | 133.7     | 1.42                 | 4.31      | 6.72       | 19.82     | 1.64                               | 4.95      | 2.86                    | 8.37      | 2.23   | 6.51      |
| Mar.      | 461                |           | 43.5               |           | 1.41                 |           | 6.27       |           | 1.50                               |           | 2.68                    |           | 2.09   |           |
| Apr.      | 463                |           | 46.6               |           | 1.48                 |           | 6.77       |           | 1.61                               |           | 2.87                    |           | 2.29   |           |
| May       | 465                | 464       | 48.7               | 142.1     | 1.51                 | 4.50      | 7.09       | 20.94     | 1.67                               | 4.93      | 3.03                    | 8.89      | 2.39   | 7.12      |
| June      | 468                |           | 46.8               |           | 1.51                 |           | 7.08       |           | 1.65                               |           | 2.99                    |           | 2.44   |           |
| July      | 469                |           | 47.4               |           | 1.53                 |           | 7.27       |           | 1.78                               |           | 3.03                    |           | 2.46   |           |
| Aug.      | 471                | 470       | 47.2               | 143.0     | 1.52                 | 4.59      | 7.25       | 21.81     | 1.73                               | 5.22      | 3.06                    | 9.18      | 2.46   | 7.41      |
| Sep.      | 472                |           | 48.4               |           | 1.54                 |           | 7.29       |           | 1.71                               |           | 3.09                    |           | 2.49   |           |
| Oct.      | 474                |           | 48.0               |           | 1.55                 |           | 7.36       |           | 1.77                               |           | 3.08                    |           | 2.51   |           |
| Nov.      | 476                | 474       | 47.4               | 142.9     | 1.58                 | 4.70      | 7.44       | 22.03     | 1.74                               | 5.21      | 3.20                    | 9.32      | 2.50   | 7.50      |
| Dec.      | 475                |           | 47.5               |           | 1.57                 |           | 7.23       |           | 1.70                               |           | 3.04                    |           | 2.49   |           |
| 2019 Jan. | 482                |           | 46.2               |           | 1.58                 |           | 7.47       |           | 1.79                               |           | 3.17                    |           | 2.51   |           |
| Feb.      | 484                | 482       | 49.9               | 145.6     | 1.64                 | 4.82      | 7.69       | 23.03     | 1.87                               | 5.53      | 3.19                    | 9.71      | 2.63   | 7.79      |
| Mar.      | 485                |           | 49.5               |           | 1.60                 |           | 7.87       |           | 1.87                               |           | 3.35                    |           | 2.65   |           |
| Apr.      | 487                |           | 49.3               |           | 1.63                 |           | 7.78       |           | 1.94                               |           | 3.26                    |           | 2.58   |           |
| May       | 488                | 488       | 48.5               | 147.4     | 1.61                 | 4.94      | 7.66       | 23.12     | 1.83                               | 5.63      | 3.21                    | 9.66      | 2.61   | 7.81      |
| June      | 489                |           | 49.6               |           | 1.70                 |           | 7.68       |           | 1.86                               |           | 3.19                    |           | 2.62   |           |
| July      | 491                |           | 49.2               |           | 1.63                 |           | 7.66       |           | 1.82                               |           | 3.23                    |           | 2.61   |           |
| Aug.      | 492                | 492       | 49.0               | 147.7     | 1.63                 | 4.90      | 7.68       | 23.15     | 1.86                               | 5.56      | 3.20                    | 9.76      | 2.62   | 7.83      |
| Sep.      | 494                |           | 49.5               |           | 1.64                 |           | 7.81       |           | 1.88                               |           | 3.33                    |           | 2.60   |           |
| Oct.      | 495                |           | 49.0               |           | 1.65                 |           | 7.65       |           | 1.83                               |           | 3.26                    |           | 2.56   |           |
| Nov.      | 497                | 496       | 49.9               | 148.0     | 1.69                 | 5.01      | 7.77       | 23.09     | 1.88                               | 5.62      | 3.26                    | 9.68      | 2.63   | 7.79      |
| Dec.      | 498                |           | 49.1               |           | 1.67                 |           | 7.67       |           | 1.91                               |           | 3.16                    |           | 2.60   |           |
| 2020 Jan. | 503                |           | 53.2               |           | 1.74                 |           | 8.58       |           | 2.21                               |           | 3.44                    |           | 2.93   |           |
| Feb.      | 506                | 504       | 51.0               | 154.1     | 1.74                 | 5.17      | 8.64       | 25.66     | 2.09                               | 6.35      | 3.53                    | 10.49     | 3.02   | 8.83      |
| Mar.      | 506                |           | 49.9               |           | 1.69                 |           | 8.44       |           | 2.05                               |           | 3.52                    |           | 2.88   |           |
| Apr.      | 504                |           | 50.4               |           | 1.68                 |           | 8.05       |           | 1.91                               |           | 3.34                    |           | 2.80   |           |
| May       | 504                | 505       | 51.1               | 152.2     | 1.68                 | 5.06      | 8.06       | 24.26     | 1.89                               | 5.75      | 3.37                    | 10.13     | 2.79   | 8.37      |
| June      | 507                |           | 50.7               |           | 1.70                 |           | 8.15       |           | 1.95                               |           | 3.42                    |           | 2.78   |           |
| July      | 508                |           | 50.3               |           | 1.72                 |           | 7.61       |           | 1.92                               |           | 3.14                    |           | 2.55   |           |
| Aug.      | 509                | 509       | 50.3               | 151.4     | 1.72                 | 5.18      | 7.76       | 23.23     | 1.97                               | 5.88      | 3.21                    | 9.58      | 2.58   | 7.77      |
| Sep.      | 512                |           | 50.8               |           | 1.74                 |           | 7.86       |           | 1.99                               |           | 3.23                    |           | 2.64   |           |
| Oct.      | 512                |           | 50.4               |           | 1.74                 |           | 7.89       |           | 2.00                               |           | 3.24                    |           | 2.65   |           |
| Nov.      | 513                | 513       | 51.6               | 152.1     | 1.76                 | 5.26      | 8.18       | 25.26     | 2.14                               | 6.80      | 3.30                    | 10.26     | 2.74   | 8.20      |
| Dec.      | 515                |           | 50.1               |           | 1.76                 |           | 9.19       |           | 2.66                               |           | 3.72                    |           | 2.81   |           |
| 2021 Jan. | 515                |           | 48.5               |           | 1.74                 |           | 7.76       |           | 1.73                               |           | 3.39                    |           | 2.64   |           |
| Feb.      | 518                | 517       | 46.2               | 148.7     | 1.71                 | 5.27      | 7.25       | 22.97     | 1.76                               | 5.48      | 3.04                    | 9.68      | 2.45   | 7.81      |
| Mar.      | 519                |           | 54.0               |           | 1.82                 |           | 7.96       |           | 1.99                               |           | 3.25                    |           | 2.72   |           |
| Apr.      | 520                |           | 51.9               |           | 1.80                 |           | 8.22       |           | 2.01                               |           | 3.45                    |           | 2.76   |           |
| May       | 520                | 520       | 51.6               | 155.0     | 1.80                 | 5.39      | 8.10       | 24.40     | 2.06                               | 6.13      | 3.39                    | 10.24     | 2.64   | 8.03      |
| June      | 521                |           | 51.5               |           | 1.79                 |           | 8.08       |           | 2.06                               |           | 3.40                    |           | 2.63   |           |
| July      | 521                |           | 51.4               |           | 1.80                 |           | 8.18       |           | 2.11                               |           | 3.42                    |           | 2.66   |           |
| Aug.      | 523                | 522       | 49.8               | 152.6     | 1.81                 | 5.43      | 8.09       | 24.54     | 2.11                               | 6.40      | 3.30                    | 10.19     | 2.67   | 7.95      |
| Sep.      | 523                |           | 51.4               |           | 1.82                 |           | 8.27       |           | 2.18                               |           | 3.47                    |           | 2.62   |           |
| Oct.      | 525                |           | 51.9               |           | 1.83                 |           | 8.37       |           | 2.14                               |           | 3.47                    |           | 2.76   |           |
| Nov.      | 526                | 526       | 51.8               | 154.1     | 1.87                 | 5.58      | 8.56       | 26.00     | 2.18                               | 6.75      | 3.57                    | 10.82     | 2.81   | 8.43      |
| Dec.      | 528                |           | 50.4               |           | 1.88                 |           | 9.07       |           | 2.43                               |           | 3.78                    |           | 2.86   |           |
| 2022 Jan. | 527                |           | 53.0               |           | 1.93                 |           | 9.03       |           | 2.33                               |           | 3.69                    |           | 3.01   |           |
| Feb.      | 530                | 528       | 53.4               | 160.0     | 1.93                 | 5.78      | 9.18       | 27.33     | 2.36                               | 7.11      | 3.70                    | 11.01     | 3.11   | 9.20      |
| Mar.      | 530                |           | 53.6               |           | 1.92                 |           | 9.12       |           | 2.42                               |           | 3.62                    |           | 3.08   |           |
| Apr.      | 528                |           | 50.8               |           | 1.90                 |           | 8.68       |           | 2.27                               |           | 3.59                    |           | 2.81   |           |
| May       | 528                | 529       | 51.8               | 154.5     | 1.98                 | 5.79      | 8.81       | 26.32     | 2.28                               | 6.84      | 3.70                    | 10.99     | 2.83   | 8.48      |
| June      | 529                |           | 51.9               |           | 1.91                 |           | 8.83       |           | 2.29                               |           | 3.70                    |           | 2.84   |           |
| July      | 529                |           | 51.3               |           | 1.89                 |           | 8.98       |           | 2.30                               |           | 3.81                    |           | 2.87   |           |
| Aug.      | 530                | 530       | 50.3               | 152.1     | 1.91                 | 5.79      | 8.82       | 26.75     | 2.20                               | 6.82      | 3.74                    | 11.37     | 2.88   | 8.56      |
| Sep.      | 533                |           | 50.5               |           | 1.99                 |           | 8.95       |           | 2.32                               |           | 3.82                    |           | 2.81   |           |
| Oct.      | 531                |           | P 52.3             |           | 1.93                 |           | 9.19       |           | 2.26                               |           | 3.93                    |           | 2.99   |           |

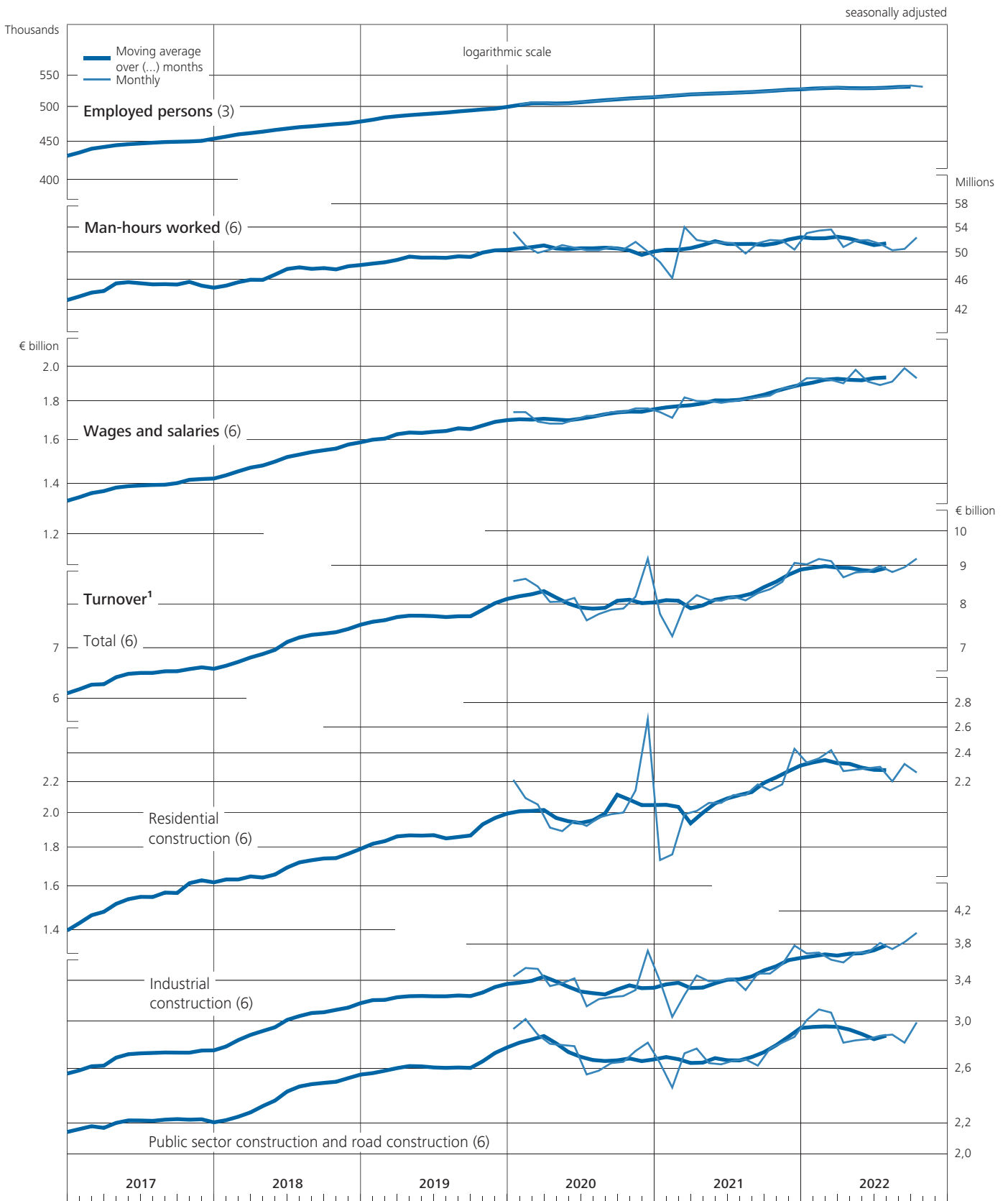
Source of the unadjusted figures: Federal Statistical Office. \* See explanatory notes, section on classifications; based on reports from local units with at least 20 employed persons. **1** Monthly figures: end of month; quarterly figures: averages; including working proprietors, co-proprietors and unpaid family workers. **2** Man-hours actually

worked on building sites and in contractors' yards. **3** Excluding employers' contributions to social security funds, winter construction levy, early retirement pensions paid and short-time working benefits. **4** Excluding value added tax.

### III. Economic activity and prices

#### 1. Output

#### e) Employment, labour costs and turnover in the main construction industry



<sup>1</sup> Excluding value added tax.

### III. Economic activity and prices

#### 1. Output

##### f) Output in services

2015 = 100

(R) seasonally adjusted

| WZ 2008 <sup>3</sup>     | Total 1,2 | of which:                  |         |  |         |                               |         |                        |         |   |         |   |       |
|--------------------------|-----------|----------------------------|---------|--|---------|-------------------------------|---------|------------------------|---------|---|---------|---|-------|
|                          |           | Transportation and storage |         | Accommodation and food service activities <sup>2</sup> |         | Information and communication |         | Real estate activities |         | Professional, scientific and technical activities |         | Administrative and support service activities |       |
|                          |           | H                          | I       | J  | L       | M                             | N       |                        |         |   |         |   |       |
| Period                   | monthly   | quarterly                  | monthly | quarterly  | monthly | quarterly                     | monthly | quarterly              | monthly | quarterly   | monthly | quarterly                                     |       |
| 2017 Sep.                | 107.9     |                            | 109.3   |  | 104.7   |                               | 108.3   |                        | 104.3   |   | 106.5   |   | 111.1 |
| Oct.                     | 107.0     |                            | 107.2   |  | 104.6   |                               | 108.0   |                        | 104.4   |   | 106.3   |   | 109.0 |
| Nov.                     | 107.8     | 107.5                      | 108.3   | 108.2  | 103.0   | 104.6                         | 107.8   | 108.4                  | 110.6   | 105.4   | 105.0   | 105.7   | 111.1 |
| Dec.                     | 107.6     |                            | 109.0   |  | 106.2   |                               | 109.5   |                        | 101.3   |   | 105.7   |   | 111.2 |
| 2018 Jan.                | 108.0     |                            | 106.6   |  | 107.7   |                               | 112.2   |                        | 103.4   |   | 105.0   |   | 111.4 |
| Feb.                     | 107.0     | 107.3                      | 106.7   | 106.5  | 104.6   | 105.7                         | 108.9   | 110.7                  | 103.9   | 104.0   | 104.5   | 104.6   | 111.3 |
| Mar.                     | 106.9     |                            | 106.1   |  | 104.9   |                               | 111.0   |                        | 104.6   |   | 104.3   |   | 108.7 |
| Apr.                     | 108.0     |                            | 107.6   |  | 107.5   |                               | 113.1   |                        | 102.5   |   | 105.8   |   | 109.5 |
| May                      | 109.8     | 108.6                      | 108.3   | 108.3  | 105.8   | 106.8                         | 114.2   | 112.9                  | 108.7   | 104.6   | 107.0   | 105.9   | 112.0 |
| June                     | 108.1     |                            | 109.0   |  | 107.2   |                               | 111.5   |                        | 102.6   |   | 104.8   |   | 111.6 |
| July                     | 109.5     |                            | 108.9   |  | 107.3   |                               | 115.2   |                        | 102.5   |   | 107.5   |   | 111.5 |
| Aug.                     | 109.2     | 109.5                      | 106.6   | 108.0  | 107.9   | 108.1                         | 114.7   | 114.8                  | 106.1   | 104.4   | 107.5   | 107.7   | 110.5 |
| Sep.                     | 109.8     |                            | 108.6   |  | 109.0   |                               | 114.6   |                        | 104.7   |   | 108.0   |   | 111.5 |
| Oct.                     | 109.3     |                            | 109.0   |  | 107.8   |                               | 113.9   |                        | 104.5   |   | 106.9   |   | 111.1 |
| Nov.                     | 109.1     | 109.6                      | 107.8   | 107.9  | 107.9   | 108.0                         | 112.9   | 113.7                  | 106.1   | 105.5   | 106.3   | 107.5   | 112.4 |
| Dec.                     | 110.3     |                            | 106.9   |  | 108.4   |                               | 114.3   |                        | 106.0   |   | 109.4   |   | 113.9 |
| 2019 Jan.                | 109.9     |                            | 108.8   |  | 109.0   |                               | 112.7   |                        | 104.9   |   | 109.2   |   | 112.4 |
| Feb.                     | 108.7     | 109.4                      | 108.7   | 109.2  | 109.6   | 108.9                         | 107.6   | 110.6                  | 104.1   | 105.0   | 108.6   | 108.9   | 112.7 |
| Mar.                     | 109.6     |                            | 110.2   |  | 108.0   |                               | 111.4   |                        | 106.1   |   | 108.9   |   | 110.7 |
| Apr.                     | 109.3     |                            | 109.4   |  | 107.9   |                               | 113.5   |                        | 104.9   |   | 109.3   |   | 108.2 |
| May                      | 109.1     | 109.9                      | 107.9   | 110.4  | 108.6   | 108.6                         | 111.8   | 113.1                  | 109.2   | 106.4   | 108.3   | 109.1   | 108.6 |
| June                     | 111.3     |                            | 113.9   |  | 109.2   |                               | 114.0   |                        | 105.2   |   | 109.6   |   | 112.6 |
| July                     | 109.4     |                            | 110.4   |  | 108.6   |                               | 113.1   |                        | 103.7   |   | 109.6   |   | 108.0 |
| Aug.                     | 110.7     | 109.9                      | 110.3   | 110.0  | 109.8   | 109.2                         | 113.7   | 113.8                  | 108.2   | 105.6   | 110.6   | 109.8   | 109.7 |
| Sep.                     | 109.7     |                            | 109.4   |  | 109.1   |                               | 114.7   |                        | 104.8   |   | 109.3   |   | 108.6 |
| Oct.                     | 110.3     |                            | 108.1   |  | 110.1   |                               | 115.7   |                        | 106.5   |   | 109.0   |   | 110.6 |
| Nov.                     | 110.5     | 110.1                      | 108.5   | 107.1  | 111.4   | 110.6                         | 115.4   | 115.2                  | 108.5   | 107.2   | 108.8   | 109.2   | 110.4 |
| Dec.                     | 109.5     |                            | 104.6   |  | 110.3   |                               | 114.4   |                        | 106.6   |   | 109.8   |   | 110.1 |
| 2020 Jan.                | 107.4     |                            | 109.7   |  | 110.6   |                               | 114.3   |                        | 80.5    |   | 111.0   |   | 109.1 |
| Feb.                     | 106.8     | 105.0                      | 105.9   | 106.1  | 111.8   | 94.0                          | 112.4   | 112.9                  | 82.6    | 80.8  | 112.2   | 112.0   | 108.3 |
| Mar.                     | 100.8     |                            | 102.7   |  | 59.5    |                               | 111.9   |                        | 79.3    |   | 112.9   |   | 100.3 |
| Apr.                     | 91.9      |                            | 91.9    |  | 27.5    |                               | 110.9   |                        | 76.0    |   | 104.7   |   | 88.9  |
| May                      | 92.3      | 93.1                       | 92.5    | 92.6   | 40.5    | 44.4                          | 107.7   | 109.4                  | 75.4    | 76.3  | 103.8   | 104.4   | 90.6  |
| June                     | 95.0      |                            | 93.4    |  | 65.2    |                               | 109.6   |                        | 77.4    |   | 104.7   |   | 90.7  |
| July                     | 97.4      |                            | 96.3    |  | 82.7    |                               | 111.6   |                        | 78.6    |   | 102.5   |   | 94.0  |
| Aug.                     | 98.2      | 97.7                       | 98.6    | 97.5   | 87.9    | 85.6                          | 110.6   | 109.9                  | 78.3    | 78.8  | 103.3   | 103.5   | 94.2  |
| Sep.                     | 97.5      |                            | 97.5    |  | 86.1    |                               | 107.6   |                        | 79.4    |   | 104.6   |   | 93.4  |
| Oct.                     | 100.4     |                            | 97.2    |  | 77.1    |                               | 116.2   |                        | 79.3    |   | 109.7   |   | 96.7  |
| Nov.                     | 97.0      | 98.2                       | 98.8    | 99.0   | 36.7    | 48.9                          | 115.3   | 114.7                  | 77.3    | 79.0  | 107.5   | 108.2   | 96.8  |
| Dec.                     | 97.3      |                            | 100.9   |  | 32.9    |                               | 112.5   |                        | 80.3    |   | 107.5   |   | 98.9  |
| 2021 Jan. <sup>2,4</sup> | 97.5      |                            | 99.7    |  | 36.6    |                               | 110.6   |                        | 82.0    |   | 106.0   |   | 102.9 |
| Feb.                     | 97.9      | 99.2                       | 98.6    | 101.8  | 35.8    | 36.5                          | 117.2   | 115.4                  | 83.4    | 83.0  | 104.0   | 106.3   | 100.6 |
| Mar.                     | 102.1     |                            | 107.1   |  | 37.2    |                               | 118.4   |                        | 83.6    |   | 108.9   |   | 106.8 |
| Apr.                     | 101.7     |                            | 105.2   |  | 37.1    |                               | 114.6   |                        | 85.9    |   | 108.7   |   | 109.5 |
| May                      | 103.3     | 103.4                      | 104.8   | 104.8  | 45.9    | 52.7                          | 119.0   | 117.0                  | 85.7    | 86.0  | 111.2   | 110.0   | 107.3 |
| June                     | 105.3     |                            | 104.4   |  | 75.2    |                               | 117.5   |                        | 86.5    |   | 110.0   |   | 110.0 |
| July                     | 106.7     |                            | 104.7   |  | 93.6    |                               | 118.0   |                        | 86.2    |   | 110.2   |   | 109.9 |
| Aug.                     | 107.2     | 106.8                      | 104.7   | 104.2  | 100.8   | 98.3                          | 120.0   | 118.2                  | 85.2    | 86.0  | 109.7   | 109.6   | 108.9 |
| Sep.                     | 106.5     |                            | 103.2   |  | 100.5   |                               | 116.6   |                        | 86.7    |   | 108.8   |   | 110.5 |
| Oct.                     | 108.7     |                            | 106.0   |  | 102.1   |                               | 119.8   |                        | 86.4    |   | 112.3   |   | 111.3 |
| Nov.                     | 108.4     | 108.0                      | 109.5   | 106.8  | 84.2    | 83.8                          | 118.6   | 120.7                  | 87.1    | 87.2  | 113.8   | 112.9   | 111.6 |
| Dec.                     | 106.8     |                            | 104.9   |  | 65.2    |                               | 123.7   |                        | 88.0    |   | 112.6   |   | 110.4 |
| 2022 Jan.                | 106.2     |                            | 105.0   |  | 78.7    |                               | 114.4   |                        | 87.4    |   | 113.3   |   | 111.5 |
| Feb.                     | 109.7     | 108.9                      | 104.7   | 107.7  | 82.2    | 81.3                          | 126.8   | 122.2                  | 90.1    | 88.0  | 113.9   | 113.2   | 113.5 |
| Mar.                     | 110.9     |                            | 113.5   |  | 82.9    |                               | 125.3   |                        | 86.5    |   | 112.3   |   | 116.8 |
| Apr.                     | 113.3     |                            | 114.7   |  | 101.3   |                               | 123.8   |                        | 91.1    |   | 113.5   |   | 118.5 |
| May                      | 116.3     | 115.0                      | 114.8   | 113.9  | 115.1   | 110.5                         | 126.2   | 125.8                  | 89.1    | 90.1  | 118.0   | 116.7   | 122.5 |
| June                     | 115.3     |                            | 112.3   |  | 115.0   |                               | 127.5   |                        | 90.0    |   | 118.5   |   | 116.8 |
| July                     | 116.0     |                            | 112.2   |  | 115.2   |                               | 128.4   |                        | 91.9    |   | 119.4   |   | 117.7 |
| Aug.                     | 116.7     | 116.7                      | 111.7   | 112.2  | 114.8   | 115.3                         | 129.0   | 129.5                  | 89.3    | 90.9  | 121.3   | 120.4   | 120.2 |
| Sep.                     | 117.3     |                            | 112.8   |  | 115.9   |                               | 131.0   |                        | 91.6    |   | 120.5   |   | 119.4 |
| Oct.                     | 116.4     |                            | 112.8   |  | 115.4   |                               | 127.8   |                        | 90.1    |   | 120.8   |   | 118.9 |

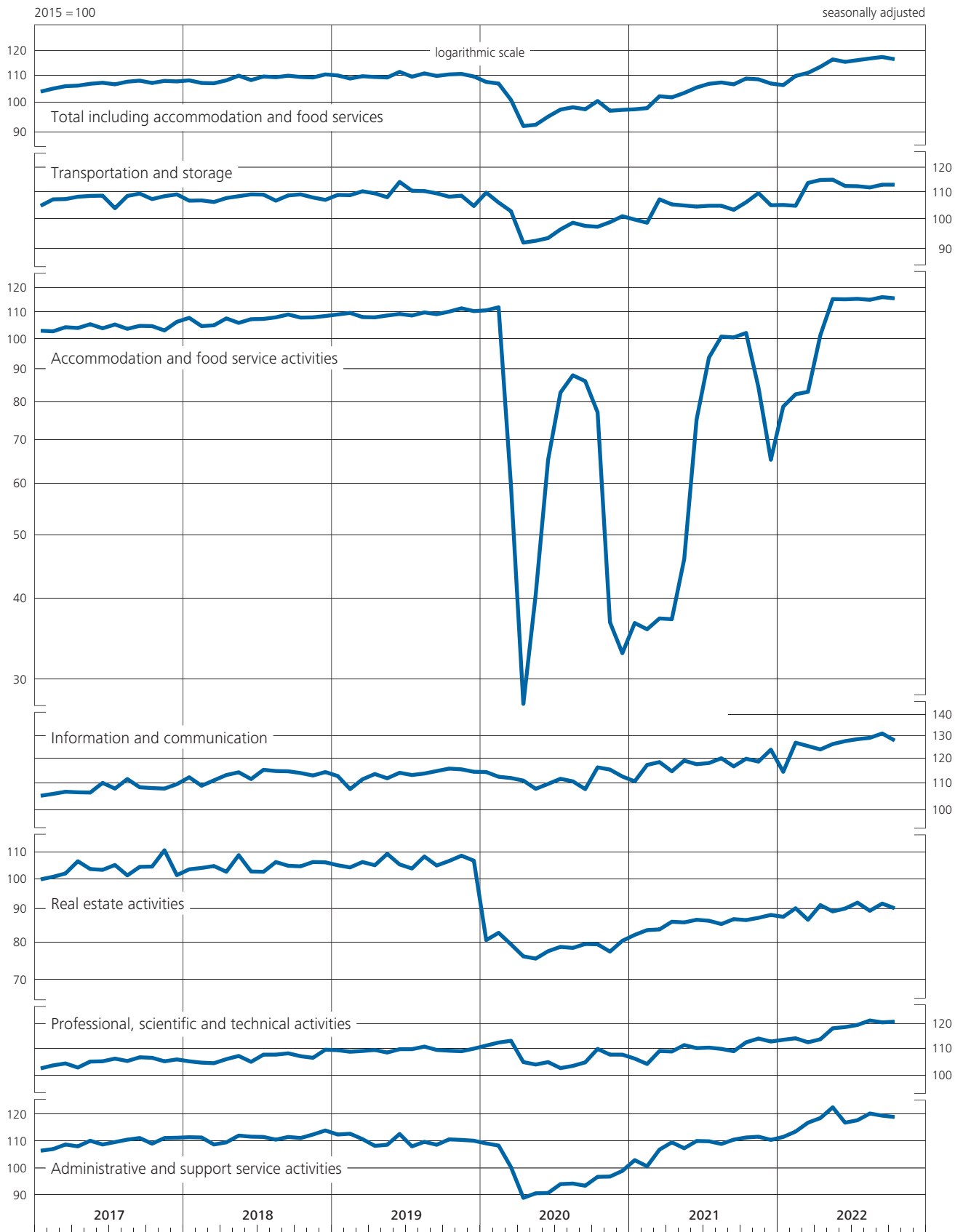
Source of the unadjusted figures: Federal Statistical Office. <sup>1</sup> The output in the service sector includes the sections transportation and storage, accommodation and food service activities, information and communication, real estate activities, professional, scientific and technical activities as well as administrative and support service activities. <sup>2</sup> Figures partially revised. <sup>3</sup> Classification of Economic Activities, 2008 edition. <sup>4</sup> From

2021 based on monthly survey. Before based on the data of a quarterly survey that have been transformed to monthly figures using administrative data. Due to the recalculation, the estimation of seasonally and calendar-adjusted figures is subject to greater uncertainty.

### III. Economic activity and prices

#### 1. Output

##### f) Output in services



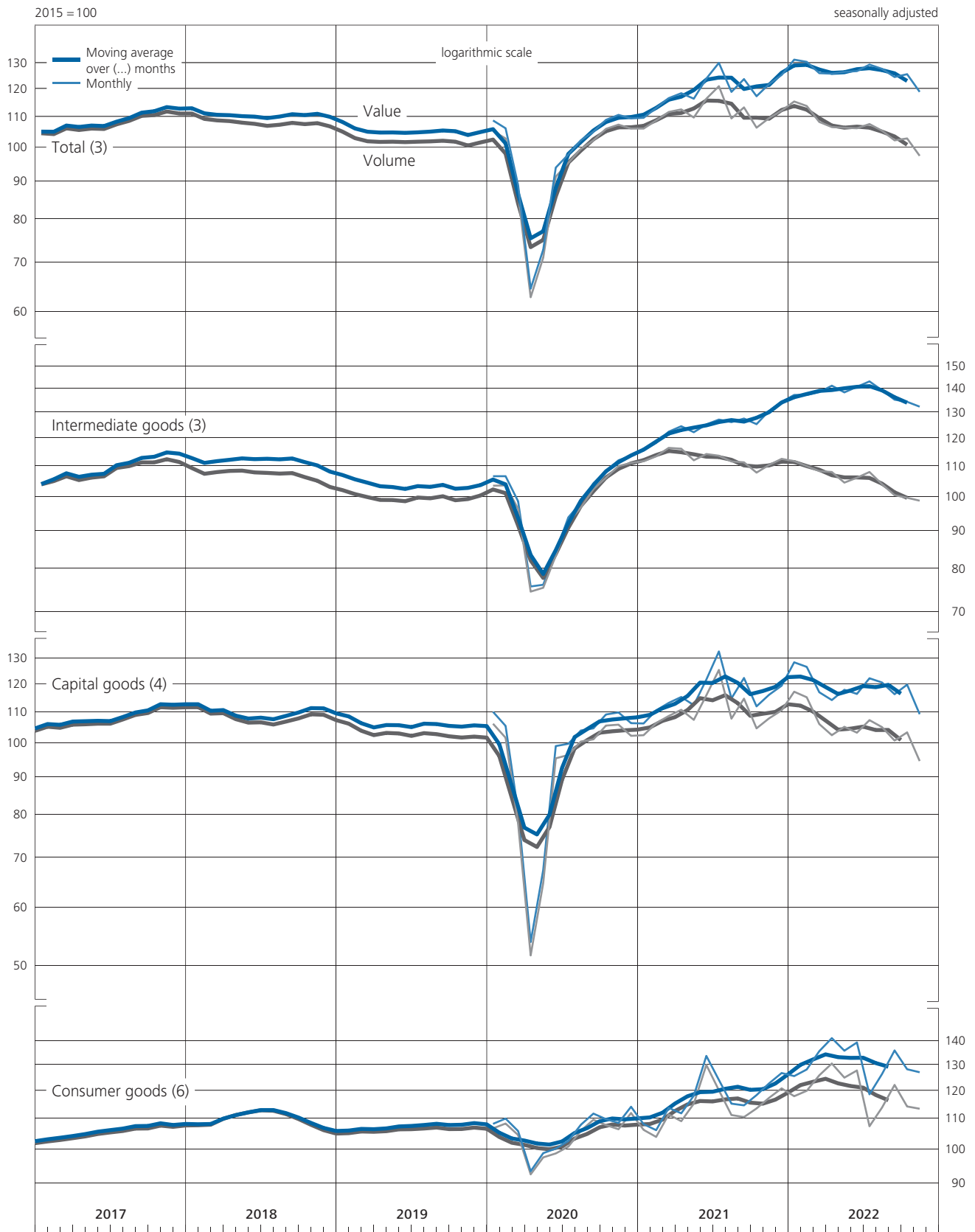




### III. Economic activity and prices

#### 2. Orders received

##### a) Orders received by industry,\* by main grouping



\* Excluding value added tax.

### III. Economic activity and prices

#### 2. Orders received

##### b) Orders received by industry \* from the domestic market

2015 = 100

seasonally adjusted

| Percentage weight <sup>2</sup> | Value    |           |                    |           |               |           |                |           | Volume <sup>1</sup> |           |                    |           |               |           |                |           |
|--------------------------------|----------|-----------|--------------------|-----------|---------------|-----------|----------------|-----------|---------------------|-----------|--------------------|-----------|---------------|-----------|----------------|-----------|
|                                | Industry |           | Intermediate goods |           | Capital goods |           | Consumer goods |           | Industry            |           | Intermediate goods |           | Capital goods |           | Consumer goods |           |
|                                | 43.12    |           | 18.37              |           | 21.53         |           | 3.22           |           | 43.12               |           | 18.37              |           | 21.53         |           | 3.22           |           |
| Period                         | monthly  | quarterly | monthly            | quarterly | monthly       | quarterly | monthly        | quarterly | monthly             | quarterly | monthly            | quarterly | monthly       | quarterly | monthly        | quarterly |
| 2017 Sep.                      | 108.4    |           | 108.5              |           | 109.2         |           | 102.7          |           | 106.5               |           | 106.3              |           | 107.5         |           | 101.3          |           |
| Oct.                           | 110.3    |           | 111.1              |           | 110.4         |           | 104.8          |           | 108.1               |           | 108.3              |           | 108.6         |           | 103.4          |           |
| Nov.                           | 109.4    | 109.7     | 110.6              | 111.6     | 108.7         | 108.9     | 107.3          | 103.7     | 107.1               | 107.3     | 107.6              | 108.5     | 106.8         | 107.0     | 105.8          | 102.2     |
| Dec.                           | 109.3    |           | 113.1              |           | 107.6         |           | 99.0           |           | 106.7               |           | 109.7              |           | 105.6         |           | 97.3           |           |
| 2018 Jan.                      | 107.4    |           | 109.3              |           | 106.6         |           | 102.3          |           | 104.3               |           | 105.0              |           | 104.3         |           | 100.6          |           |
| Feb.                           | 105.0    | 106.6     | 107.8              | 108.8     | 103.5         | 105.5     | 99.2           | 101.0     | 101.9               | 103.5     | 103.3              | 104.5     | 101.3         | 103.2     | 97.6           | 99.3      |
| Mar.                           | 107.3    |           | 109.4              |           | 106.3         |           | 101.4          |           | 104.2               |           | 105.2              |           | 104.0         |           | 99.8           |           |
| Apr.                           | 104.7    |           | 106.7              |           | 103.7         |           | 100.5          |           | 101.5               |           | 102.3              |           | 101.3         |           | 98.8           |           |
| May                            | 107.4    | 106.2     | 108.0              | 108.1     | 106.4         | 104.9     | 110.9          | 105.4     | 104.1               | 102.8     | 103.4              | 103.3     | 103.9         | 102.4     | 108.9          | 103.5     |
| June                           | 106.6    |           | 109.5              |           | 104.5         |           | 104.7          |           | 102.9               |           | 104.2              |           | 101.9         |           | 102.8          |           |
| July                           | 108.1    |           | 110.0              |           | 107.3         |           | 102.8          |           | 104.3               |           | 104.9              |           | 104.4         |           | 100.7          |           |
| Aug.                           | 106.6    | 107.9     | 109.3              | 109.9     | 104.7         | 107.0     | 103.3          | 101.9     | 102.7               | 104.0     | 104.0              | 104.7     | 101.8         | 104.0     | 101.2          | 99.8      |
| Sep.                           | 108.9    |           | 110.3              |           | 109.0         |           | 99.6           |           | 104.9               |           | 105.1              |           | 105.8         |           | 97.4           |           |
| Oct.                           | 106.1    |           | 109.4              |           | 103.6         |           | 103.8          |           | 102.0               |           | 103.9              |           | 100.5         |           | 101.3          |           |
| Nov.                           | 108.8    | 107.9     | 107.7              | 107.5     | 110.5         | 108.9     | 104.0          | 103.8     | 104.4               | 103.6     | 101.9              | 101.9     | 107.1         | 105.5     | 101.2          | 101.1     |
| Dec.                           | 108.9    |           | 105.3              |           | 112.7         |           | 103.7          |           | 104.5               |           | 99.8               |           | 109.0         |           | 100.8          |           |
| 2019 Jan.                      | 107.4    |           | 103.8              |           | 111.5         |           | 100.2          |           | 103.0               |           | 98.5               |           | 107.6         |           | 97.5           |           |
| Feb.                           | 104.7    | 104.2     | 103.1              | 102.2     | 106.4         | 106.3     | 102.6          | 101.2     | 100.4               | 99.9      | 97.9               | 97.0      | 102.6         | 102.6     | 99.8           | 98.4      |
| Mar.                           | 100.5    |           | 99.7               |           | 101.1         |           | 100.8          |           | 96.3                |           | 94.7               |           | 97.5          |           | 97.8           |           |
| Apr.                           | 100.6    |           | 98.8               |           | 102.2         |           | 99.7           |           | 96.4                |           | 93.8               |           | 98.6          |           | 96.9           |           |
| May                            | 100.6    | 100.4     | 98.8               | 98.5      | 102.1         | 102.1     | 100.4          | 99.7      | 96.6                | 96.3      | 94.3               | 93.9      | 98.4          | 98.4      | 97.5           | 96.8      |
| June                           | 100.0    |           | 97.9               |           | 101.9         |           | 99.1           |           | 96.0                |           | 93.6               |           | 98.1          |           | 96.1           |           |
| July                           | 101.1    |           | 98.2               |           | 103.7         |           | 100.5          |           | 97.2                |           | 94.2               |           | 99.7          |           | 97.4           |           |
| Aug.                           | 99.7     | 100.6     | 98.4               | 98.2      | 101.1         | 102.8     | 98.2           | 100.5     | 95.8                | 96.6      | 94.3               | 94.0      | 97.1          | 98.7      | 95.0           | 97.2      |
| Sep.                           | 101.1    |           | 97.9               |           | 103.6         |           | 102.7          |           | 96.9                |           | 93.5               |           | 99.4          |           | 99.3           |           |
| Oct.                           | 98.4     |           | 97.8               |           | 98.2          |           | 103.5          |           | 94.4                |           | 93.8               |           | 94.1          |           | 100.1          |           |
| Nov.                           | 99.7     | 99.4      | 97.8               | 97.4      | 100.5         | 100.6     | 105.1          | 103.3     | 95.7                | 95.4      | 94.0               | 93.6      | 96.3          | 96.3      | 101.6          | 99.8      |
| Dec.                           | 100.2    |           | 96.7               |           | 103.1         |           | 101.2          |           | 96.1                |           | 92.9               |           | 98.6          |           | 97.7           |           |
| 2020 Jan.                      | 101.0    |           | 101.4              |           | 100.7         |           | 101.2          |           | 96.9                |           | 97.6               |           | 96.1          |           | 97.7           |           |
| Feb.                           | 101.2    | 96.2      | 100.0              | 98.2      | 102.2         | 93.7      | 101.0          | 101.3     | 97.1                | 92.4      | 96.6               | 94.9      | 97.5          | 89.4      | 97.3           | 97.7      |
| Mar.                           | 86.4     |           | 93.2               |           | 78.3          |           | 101.8          |           | 83.1                |           | 90.5               |           | 74.6          |           | 98.1           |           |
| Apr.                           | 65.9     |           | 72.6               |           | 57.7          |           | 83.1           |           | 63.6                |           | 71.1               |           | 54.8          |           | 80.2           |           |
| May                            | 75.8     | 81.8      | 74.0               | 75.6      | 74.9          | 85.9      | 91.8           | 89.6      | 73.3                | 78.9      | 73.1               | 74.4      | 71.3          | 81.6      | 88.3           | 86.3      |
| June                           | 103.6    |           | 80.3               |           | 125.0         |           | 94.0           |           | 99.7                |           | 78.9               |           | 118.8         |           | 90.3           |           |
| July                           | 94.1     |           | 91.3               |           | 96.3          |           | 95.8           |           | 90.8                |           | 89.7               |           | 91.6          |           | 92.1           |           |
| Aug.                           | 97.2     | 97.1      | 95.6               | 95.0      | 97.9          | 98.6      | 101.1          | 99.4      | 93.7                | 93.6      | 93.7               | 93.0      | 93.2          | 93.9      | 97.2           | 95.5      |
| Sep.                           | 100.1    |           | 98.1               |           | 101.7         |           | 101.2          |           | 96.3                |           | 95.6               |           | 96.8          |           | 97.2           |           |
| Oct.                           | 104.0    |           | 106.3              |           | 102.5         |           | 101.3          |           | 100.1               |           | 103.4              |           | 97.8          |           | 97.2           |           |
| Nov.                           | 105.9    | 105.1     | 110.2              | 108.6     | 103.1         | 102.7     | 100.2          | 101.4     | 102.0               | 101.0     | 107.7              | 105.7     | 98.0          | 97.7      | 95.9           | 97.1      |
| Dec.                           | 105.4    |           | 109.3              |           | 102.5         |           | 102.6          |           | 101.0               |           | 106.0              |           | 97.2          |           | 98.2           |           |
| 2021 Jan.                      | 102.6    |           | 109.3              |           | 97.7          |           | 97.1           |           | 97.9                |           | 104.7              |           | 92.8          |           | 92.7           |           |
| Feb.                           | 107.5    | 107.7     | 112.7              | 113.4     | 104.6         | 104.1     | 96.7           | 98.5      | 102.0               | 102.2     | 107.2              | 107.8     | 99.0          | 98.6      | 92.2           | 93.9      |
| Mar.                           | 112.9    |           | 118.3              |           | 110.0         |           | 101.8          |           | 106.6               |           | 111.4              |           | 104.0         |           | 96.9           |           |
| Apr.                           | 111.4    |           | 115.7              |           | 108.6         |           | 105.3          |           | 104.2               |           | 107.0              |           | 102.5         |           | 100.1          |           |
| May                            | 113.8    | 117.4     | 117.3              | 118.8     | 112.2         | 116.9     | 104.8          | 112.6     | 105.3               | 109.0     | 105.9              | 108.2     | 105.6         | 110.0     | 99.4           | 106.8     |
| June                           | 127.1    |           | 123.5              |           | 130.0         |           | 127.7          |           | 117.5               |           | 111.7              |           | 122.0         |           | 120.8          |           |
| July                           | 127.1    |           | 122.9              |           | 132.3         |           | 116.9          |           | 116.0               |           | 108.0              |           | 123.6         |           | 110.2          |           |
| Aug.                           | 114.9    | 117.6     | 121.1              | 121.8     | 110.8         | 115.4     | 107.5          | 109.3     | 103.6               | 106.3     | 105.3              | 106.0     | 102.5         | 107.0     | 101.1          | 102.7     |
| Sep.                           | 110.9    |           | 121.4              |           | 103.1         |           | 103.5          |           | 99.3                |           | 104.8              |           | 94.9          |           | 96.8           |           |
| Oct.                           | 115.3    |           | 122.8              |           | 110.0         |           | 107.5          |           | 102.2               |           | 104.1              |           | 100.9         |           | 100.2          |           |
| Nov.                           | 115.9    | 119.5     | 123.4              | 124.8     | 110.3         | 116.1     | 110.8          | 112.3     | 101.8               | 105.3     | 102.7              | 104.3     | 100.9         | 106.2     | 103.2          | 104.5     |
| Dec.                           | 127.4    |           | 128.3              |           | 127.9         |           | 118.6          |           | 111.8               |           | 106.1              |           | 116.9         |           | 110.2          |           |
| 2022 Jan.                      | 121.4    |           | 131.9              |           | 113.2         |           | 116.3          |           | 103.7               |           | 105.4              |           | 101.8         |           | 106.9          |           |
| Feb.                           | 122.7    | 122.2     | 131.9              | 132.7     | 115.6         | 113.8     | 118.3          | 119.2     | 104.1               | 103.4     | 104.0              | 104.1     | 103.6         | 102.0     | 108.3          | 109.1     |
| Mar.                           | 122.6    |           | 134.2              |           | 112.7         |           | 123.0          |           | 102.4               |           | 102.9              |           | 100.5         |           | 112.0          |           |
| Apr.                           | 125.4    |           | 137.9              |           | 112.6         |           | 139.2          |           | 102.9               |           | 103.1              |           | 99.2          |           | 126.1          |           |
| May                            | 124.7    | 125.5     | 134.7              | 136.3     | 116.4         | 115.3     | 123.1          | 131.2     | 101.4               | 102.3     | 99.0               | 101.0     | 102.1         | 101.1     | 110.3          | 118.0     |
| June                           | 126.3    |           | 136.4              |           | 116.9         |           | 131.4          |           | 102.6               |           | 100.9              |           | 101.9         |           | 117.5          |           |
| July                           | 122.7    |           | 140.7              |           | 109.7         |           | 106.8          |           | 98.8                |           | 104.7              |           | 94.5          |           | 93.9           |           |
| Aug.                           | 120.6    | 121.5     | 135.0              | 136.1     | 109.9         | 110.0     | 110.3          | 115.2     | 96.2                | 97.2      | 98.8               | 100.1     | 94.0          | 94.2      | 96.6           | 101.1     |
| Sep.                           | 121.2    |           | 132.6              |           | 110.3         |           | 128.4          |           | 96.7                |           | 96.8               |           | 94.2          |           | 112.9          |           |
| Oct.                           | 119.8    |           | 131.6              |           | 109.9         |           | 119.2          |           | 95.1                |           | 95.9               |           | 93.1          |           | 103.7          |           |
| Nov. P                         | 118.3    | ...       | 129.8              | ...       | 108.5         | ...       | 118.8          | ...       | 94.1                | ...       | 94.9               | ...       | 92.1          | ...       | 103.3          | ...       |

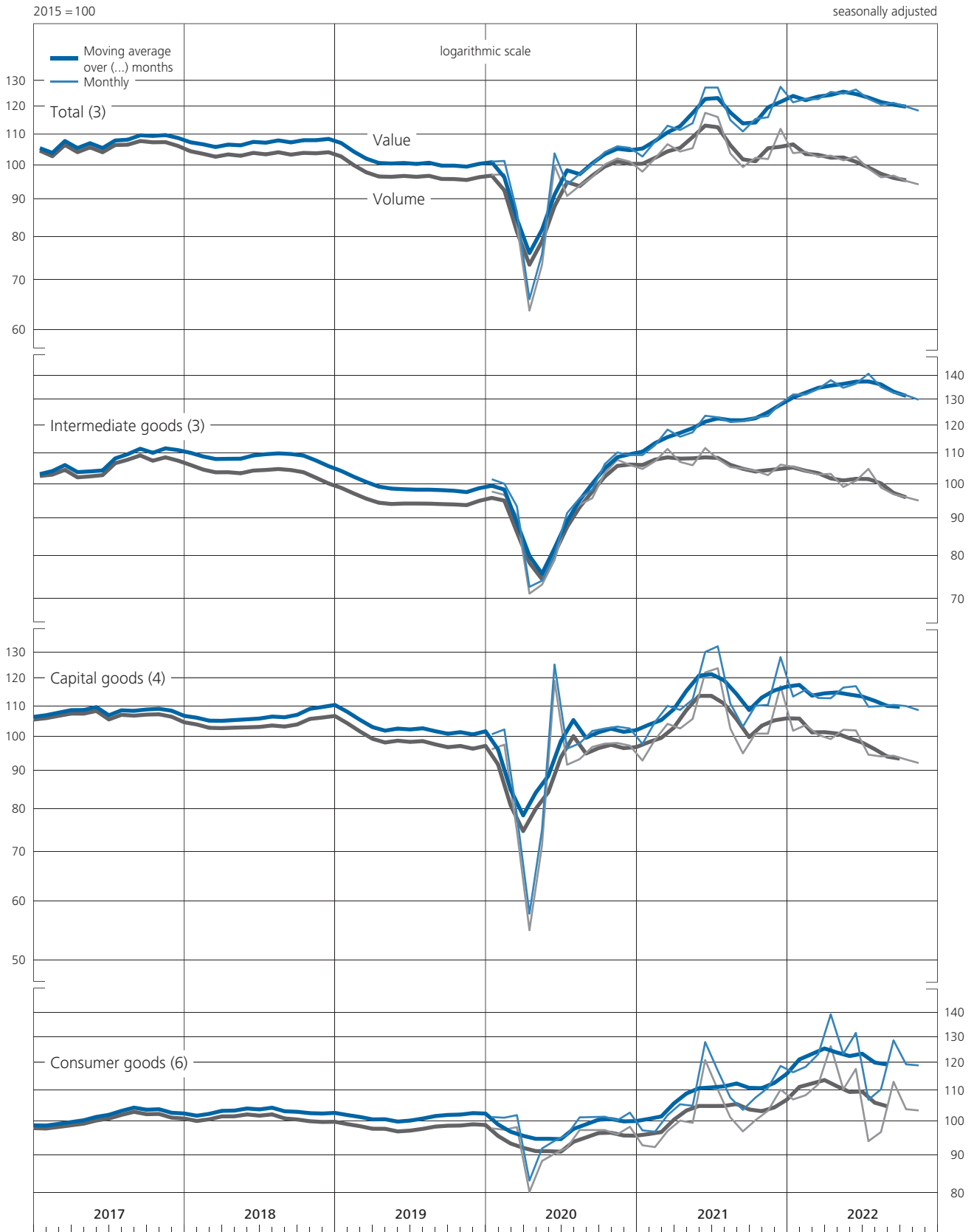
Source of the unadjusted figures: Federal Statistical Office. \* See explanatory notes, section on classifications; figures for specialist sections of local units; excluding value added tax; based on reports from local units with at least 50 employed persons. <sup>1</sup> As of

2018 orders received at 2015 prices, previously at 2010 prices. <sup>2</sup> Share of total orders received by industry in base year 2015.

III. Economic activity and prices

2. Orders received

b) Orders received by industry\* from the domestic market



\* Excluding value added tax.

### III. Economic activity and prices

#### 2. Orders received

##### c) Orders received by industry \* from abroad

2015 = 100

seasonally adjusted

|                                    |      | Value     |               |                    |               |               |               |                |               | Volume    |               |                    |               |               |               |                |               |
|------------------------------------|------|-----------|---------------|--------------------|---------------|---------------|---------------|----------------|---------------|-----------|---------------|--------------------|---------------|---------------|---------------|----------------|---------------|
|                                    |      | Industry  |               | Intermediate goods |               | Capital goods |               | Consumer goods |               | Industry  |               | Intermediate goods |               | Capital goods |               | Consumer goods |               |
| <b>Total</b>                       |      |           |               |                    |               |               |               |                |               |           |               |                    |               |               |               |                |               |
| Percentage weight 1<br>Period      |      | 56.88     |               | 17.00              |               | 35.72         |               | 4.16           |               | 56.88     |               | 17.00              |               | 35.72         |               | 4.16           |               |
|                                    |      | monthly   | quarterly     | monthly            | quarterly     | monthly       | quarterly     | monthly        | quarterly     | monthly   | quarterly     | monthly            | quarterly     | monthly       | quarterly     | monthly        | quarterly     |
| 2020                               | May  | 70.4      | 73.4          | 78.2               | 81.9          | 62.7          | 65.8          | 104.0          | 103.3         | 69.0      | 71.9          | 77.7               | 81.2          | 60.6          | 63.8          | 104.4          | 103.8         |
|                                    | June | 86.4      |               | 88.5               |               | 83.2          |               | 104.8          |               | 84.8      |               | 87.8               |               | 81.0          |               | 105.1          |               |
|                                    | July | 100.5     |               | 96.3               |               | 101.6         |               | 107.7          |               | 98.5      |               | 95.4               |               | 99.0          |               | 107.4          |               |
|                                    | Aug. | 105.9     | 105.0         | 100.8              | 102.6         | 107.4         | 105.1         | 113.0          | 113.5         | 103.7     | 102.9         | 99.8               | 101.6         | 104.6         | 102.4         | 112.4          | 113.0         |
|                                    | Sep. | 108.6     |               | 110.8              |               | 106.2         |               | 119.7          |               | 106.5     |               | 109.6              |               | 103.6         |               | 119.1          |               |
|                                    | Oct. | 112.4     |               | 110.4              |               | 113.0         |               | 116.2          |               | 110.1     |               | 108.9              |               | 110.0         |               | 115.8          |               |
|                                    | Nov. | 113.9     | 112.9         | 113.7              | 114.0         | 113.9         | 111.8         | 114.7          | 117.9         | 111.2     | 110.3         | 112.3              | 112.5         | 110.4         | 108.5         | 114.3          | 117.5         |
|                                    | Dec. | 112.3     |               | 118.0              |               | 108.4         |               | 122.8          |               | 109.6     |               | 116.3              |               | 105.0         |               | 122.4          |               |
| 2021                               | Jan. | 114.8     |               | 122.0              |               | 111.2         |               | 116.5          |               | 111.9     |               | 119.1              |               | 108.0         |               | 116.4          |               |
|                                    | Feb. | 117.0     | 116.9         | 124.0              | 124.2         | 114.1         | 113.4         | 113.2          | 117.5         | 113.6     | 113.6         | 119.9              | 120.2         | 110.6         | 110.0         | 112.8          | 117.2         |
|                                    | Mar. | 119.0     |               | 126.7              |               | 114.9         |               | 122.7          |               | 115.2     |               | 121.5              |               | 111.3         |               | 122.4          |               |
|                                    | Apr. | 123.4     |               | 133.8              |               | 119.2         |               | 116.7          |               | 118.7     |               | 125.8              |               | 115.6         |               | 115.9          |               |
|                                    | May  | 118.0     | 120.9         | 127.2              | 129.3         | 112.4         | 116.0         | 128.3          | 127.7         | 112.8     | 115.6         | 118.4              | 120.3         | 108.4         | 112.0         | 127.3          | 126.7         |
|                                    | June | 121.2     |               | 126.9              |               | 116.5         |               | 138.0          |               | 115.3     |               | 116.7              |               | 112.1         |               | 136.8          |               |
|                                    | July | 132.1     |               | 131.4              |               | 132.9         |               | 129.4          |               | 124.4     |               | 119.5              |               | 126.3         |               | 127.6          |               |
|                                    | Aug. | 121.6     | 128.9         | 131.3              | 132.2         | 117.0         | 127.9         | 121.0          | 124.5         | 113.7     | 120.6         | 118.1              | 118.6         | 110.9         | 121.2         | 118.9          | 122.5         |
|                                    | Sep. | 133.0     |               | 133.9              |               | 133.7         |               | 123.1          |               | 123.6     |               | 118.2              |               | 126.4         |               | 121.0          |               |
|                                    | Oct. | 118.5     |               | 127.8              |               | 113.1         |               | 126.5          |               | 109.3     |               | 111.5              |               | 106.6         |               | 123.6          |               |
|                                    | Nov. | 126.0     | 122.6         | 138.2              | 135.5         | 119.5         | 115.6         | 131.7          | 130.3         | 115.2     | 112.2         | 118.6              | 116.5         | 112.0         | 108.4         | 128.1          | 126.8         |
|                                    | Dec. | 123.3     |               | 140.5              |               | 114.1         |               | 132.8          |               | 112.1     |               | 119.3              |               | 106.7         |               | 128.8          |               |
| 2022                               | Jan. | 138.6     |               | 142.8              |               | 137.4         |               | 132.4          |               | 123.9     |               | 118.2              |               | 126.4         |               | 126.3          |               |
|                                    | Feb. | 136.1     | 134.3         | 142.8              | 142.8         | 133.0         | 129.9         | 135.5          | 137.7         | 120.8     | 119.1         | 116.3              | 116.2         | 122.0         | 119.2         | 128.7          | 130.5         |
|                                    | Mar. | 128.3     |               | 142.8              |               | 119.4         |               | 145.2          |               | 112.5     |               | 114.0              |               | 109.1         |               | 136.4          |               |
|                                    | Apr. | 125.8     |               | 144.5              |               | 115.0         |               | 142.6          |               | 109.0     |               | 113.1              |               | 104.2         |               | 133.8          |               |
|                                    | May  | 127.6     | 126.7         | 141.9              | 143.8         | 118.7         | 116.6         | 145.5          | 144.5         | 109.9     | 109.1         | 110.2              | 111.6         | 106.7         | 104.9         | 136.1          | 135.1         |
|                                    | June | 126.8     |               | 145.1              |               | 116.0         |               | 145.3          |               | 108.5     |               | 111.6              |               | 103.8         |               | 135.5          |               |
|                                    | July | 134.2     |               | 145.5              |               | 129.6         |               | 127.6          |               | 113.9     |               | 111.3              |               | 114.8         |               | 117.6          |               |
|                                    | Aug. | 132.8     | 131.2         | 143.6              | 142.3         | 126.9         | 125.4         | 138.5          | 135.9         | 112.0     | 110.7         | 109.4              | 108.3         | 111.5         | 110.3         | 127.0          | 124.5         |
|                                    | Sep. | 126.7     |               | 137.8              |               | 119.7         |               | 141.5          |               | 106.2     |               | 104.3              |               | 104.5         |               | 129.0          |               |
|                                    | Oct. | 129.7     |               | 137.0              |               | 125.6         |               | 135.0          |               | 108.5     |               | 103.7              |               | 109.3         |               | 122.2          |               |
|                                    | Nov. | 119.0     | ...           | 134.7              | ...           | 109.7         | ...           | 133.1          | ...           | 99.7      | ...           | 102.8              | ...           | 95.8          | ...           | 121.1          | ...           |
| <b>Euro area and non-euro area</b> |      |           |               |                    |               |               |               |                |               |           |               |                    |               |               |               |                |               |
| Percentage weight 1<br>Period      |      | Euro area | Non-euro area | Euro area          | Non-euro area | Euro area     | Non-euro area | Euro area      | Non-euro area | Euro area | Non-euro area | Euro area          | Non-euro area | Euro area     | Non-euro area | Euro area      | Non-euro area |
|                                    |      | 21.66     | 35.22         | 8.15               | 8.85          | 11.59         | 24.13         | 1.92           | 2.24          | 21.66     | 35.22         | 8.15               | 8.85          | 11.59         | 24.13         | 1.92           | 2.24          |
| 2020                               | Q2   | 74.9      | 72.4          | 80.4               | 83.3          | 67.2          | 65.2          | 98.5           | 107.5         | 73.3      | 71.1          | 79.3               | 82.8          | 64.9          | 63.3          | 98.5           | 108.3         |
|                                    | Q3   | 108.0     | 103.1         | 105.3              | 100.1         | 108.6         | 103.4         | 115.8          | 111.5         | 104.9     | 101.7         | 102.9              | 100.4         | 104.8         | 101.2         | 113.7          | 112.4         |
|                                    | Q4   | 112.1     | 113.4         | 114.1              | 113.9         | 109.3         | 113.0         | 120.5          | 115.7         | 108.3     | 111.6         | 110.5              | 114.4         | 105.1         | 110.1         | 118.2          | 116.9         |
| 2021                               | Q1   | 115.9     | 117.6         | 120.1              | 128.0         | 114.4         | 113.0         | 107.5          | 125.9         | 110.5     | 115.4         | 112.6              | 127.2         | 109.8         | 110.0         | 105.5          | 127.1         |
|                                    | Q2   | 124.2     | 118.8         | 127.2              | 131.2         | 120.0         | 114.1         | 136.9          | 119.8         | 116.0     | 115.3         | 114.0              | 126.1         | 114.5         | 110.8         | 134.0          | 120.4         |
|                                    | Q3   | 123.7     | 132.1         | 127.2              | 136.7         | 121.1         | 131.1         | 125.2          | 123.8         | 113.0     | 125.2         | 110.0              | 126.6         | 113.7         | 124.8         | 121.6          | 123.3         |
|                                    | Q4   | 127.2     | 119.8         | 133.2              | 137.6         | 121.8         | 112.5         | 134.4          | 126.9         | 113.4     | 111.5         | 109.6              | 122.8         | 113.5         | 106.0         | 129.3          | 124.7         |
| 2022                               | Q1   | 131.4     | 136.2         | 143.8              | 141.9         | 120.7         | 134.3         | 143.2          | 133.0         | 112.8     | 123.0         | 111.5              | 120.5         | 110.2         | 123.5         | 134.1          | 127.4         |
|                                    | Q2   | 133.1     | 122.8         | 141.4              | 146.0         | 123.3         | 113.3         | 156.6          | 134.1         | 110.6     | 108.2         | 103.6              | 119.1         | 109.8         | 102.6         | 145.3          | 126.5         |
|                                    | Q3   | 137.8     | 127.2         | 137.9              | 146.5         | 138.1         | 119.3         | 135.0          | 136.6         | 113.1     | 109.3         | 99.9               | 116.1         | 120.7         | 105.2         | 122.9          | 126.0         |
| 2021                               | Nov. | 131.9     | 122.4         | 136.3              | 140.0         | 127.8         | 115.5         | 137.6          | 126.6         | 117.5     | 113.8         | 112.1              | 124.6         | 118.8         | 108.8         | 132.5          | 124.4         |
|                                    | Dec. | 129.4     | 119.6         | 137.0              | 143.7         | 122.5         | 110.0         | 138.8          | 127.7         | 114.6     | 110.6         | 111.2              | 126.7         | 113.9         | 103.3         | 133.2          | 125.0         |
| 2022                               | Jan. | 130.6     | 143.6         | 143.2              | 142.4         | 120.9         | 145.3         | 135.3          | 130.0         | 113.5     | 130.3         | 113.5              | 122.5         | 111.1         | 133.7         | 128.2          | 124.7         |
|                                    | Feb. | 128.3     | 140.9         | 145.3              | 140.5         | 114.2         | 142.0         | 141.5          | 130.3         | 110.0     | 127.5         | 112.9              | 119.5         | 104.2         | 130.6         | 133.0          | 125.1         |
|                                    | Mar. | 135.3     | 124.0         | 142.8              | 142.8         | 127.1         | 115.7         | 152.9          | 138.7         | 114.9     | 111.1         | 108.0              | 119.5         | 115.4         | 106.1         | 141.2          | 132.3         |
|                                    | Apr. | 132.0     | 122.0         | 142.0              | 146.8         | 122.3         | 111.5         | 148.5          | 137.6         | 110.4     | 108.1         | 104.6              | 120.9         | 109.9         | 101.4         | 137.9          | 130.3         |
|                                    | May  | 130.9     | 125.5         | 140.5              | 143.1         | 119.7         | 118.2         | 157.5          | 135.3         | 108.5     | 110.8         | 102.7              | 117.1         | 106.4         | 106.9         | 146.0          | 127.6         |
|                                    | June | 136.3     | 121.0         | 141.7              | 148.2         | 128.0         | 110.2         | 163.8          | 129.5         | 112.8     | 105.8         | 103.4              | 119.2         | 113.0         | 99.4          | 151.9          | 121.5         |
|                                    | July | 143.1     | 128.8         | 140.8              | 149.9         | 148.7         | 120.5         | 118.5          | 135.4         | 117.9     | 111.5         | 102.0              | 119.9         | 130.7         | 107.1         | 108.0          | 125.8         |
|                                    | Aug. | 138.9     | 129.0         | 137.3              | 149.5         | 139.9         | 120.7         | 139.1          | 138.0         | 114.2     | 110.6         | 99.8               | 118.2         | 122.3         | 106.3         | 126.5          | 127.5         |
|                                    | Sep. | 131.3     | 123.9         | 135.5              | 140.0         | 125.7         | 116.8         | 147.4          | 136.4         | 107.1     | 105.7         | 97.8               | 110.3         | 109.2         | 102.3         | 134.2          | 124.6         |
|                                    | Oct. | 133.8     | 127.2         | 134.3              | 139.5         | 131.9         | 122.6         | 143.5          | 127.8         | 109.2     | 108.1         | 97.4               | 109.5         | 114.4         | 106.8         | 128.5          | 116.8         |
|                                    | Nov. | 120.5     | 118.0         | 129.7              | 139.4         | 112.5         | 108.4         | 129.4          | 136.2         | 98.0      | 100.8         | 94.3               | 110.7         | 97.6          | 94.9          | 116.2          | 125.2         |

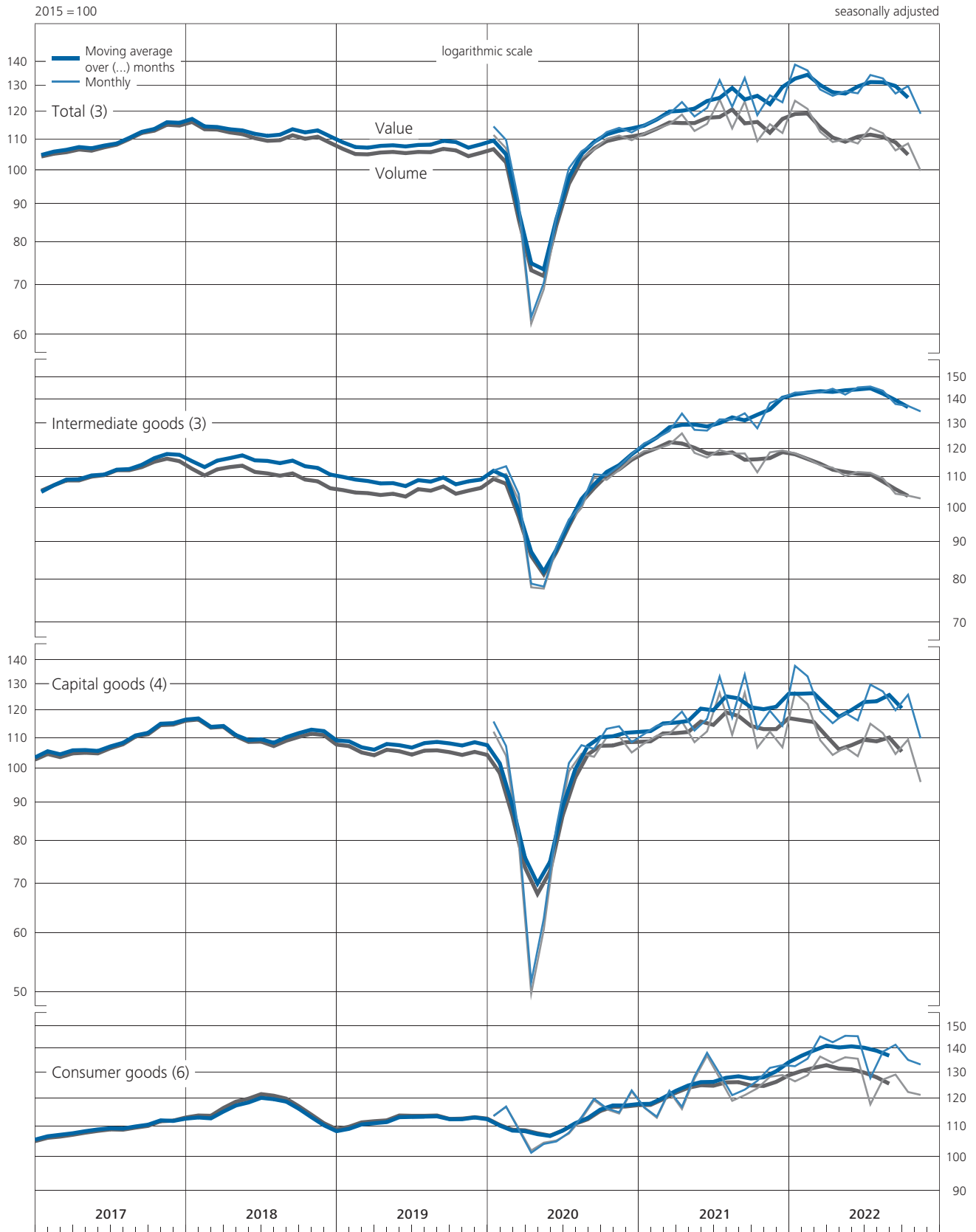
Source of the unadjusted figures: Federal Statistical Office. \* See explanatory notes, section on classifications; figures for specialist sections of local units; excluding value

added tax; based on reports from local units with at least 50 employed persons. **1** Share of total orders received by industry in base year 2015.

### III. Economic activity and prices

#### 2. Orders received

##### c) Orders received by industry\* from abroad



\* Excluding value added tax.

### III. Economic activity and prices

#### 2. Orders received

##### d) Orders received by selected branches of industry \* - value

2015 = 100

seasonally adjusted

|  | Manufacture of chemicals, chemical products, basic pharmaceutical products and pharmaceutical preparations |           | Manufacture of basic metals and fabricated metal products, except machinery and equipment |           | Manufacture of computer, electronic, optical products and of electrical equipment |   | Manufacture of machinery and equipment n.e.c.                    |           | Manufacture of motor vehicles, trailers and semi-trailers |           | Memo item: |                       |                            |           |
|--|--|-----------|---|-----------|---|---|--|-----------|---|-----------|------------|-----------------------|----------------------------|-----------|
|  | 20 and 21  | 24 and 25 | 26 and 27   | 28        | 29  | Industry excluding manufacture of other transport equipment | Capital goods excluding manufacture of other transport equipment |           |   |           |            | Industry excluding 30 | Capital goods excluding 30 |           |
| WZ 2008 1                                |  |           |   |           |   |   |  |           |   |           |            |                       |                            |           |
| <b>Total</b>                             |  |           |   |           |   |   |  |           |   |           |            |                       |                            |           |
| Percentage weight <sup>2</sup><br>Period | 13.50  |           | 16.09   |           | 13.82   |   | 19.14  |           | 28.32   |           | 95.73      |                       | 53.28                      |           |
|  | monthly  | quarterly | monthly   | quarterly | monthly   | quarterly   | monthly  | quarterly | monthly   | quarterly | monthly    | quarterly             | monthly                    | quarterly |
| 2020 June                                | 91.2   |           | 81.5  |           | 100.2   |   | 85.9   |           | 94.5  |           | 91.0       |                       | 94.6                       |           |
| July                                     | 95.8   |           | 91.2  |           | 103.6   |   | 88.4   |           | 105.0   |           | 97.1       |                       | 99.1                       |           |
| Aug.                                     | 98.4   | 99.0      | 97.0  | 99.4      | 106.2   | 106.0   | 97.3   | 94.4      | 106.6   | 107.0     | 102.0      | 101.7                 | 104.0                      | 103.3     |
| Sep.                                     | 102.7  |           | 110.1   |           | 108.3   |   | 97.4   |           | 109.5   |           | 105.9      |                       | 106.7                      |           |
| Oct.                                     | 106.1  |           | 109.9   |           | 113.1   |   | 105.1  |           | 110.3   |           | 108.5      |                       | 108.9                      |           |
| Nov.                                     | 110.5  | 109.9     | 112.3   | 112.1     | 117.5   | 116.0   | 104.7  | 105.9     | 108.3   | 107.1     | 109.1      | 109.0                 | 107.7                      | 107.6     |
| Dec.                                     | 113.2  |           | 114.2   |           | 117.4   |   | 107.9  |           | 102.6   |           | 109.3      |                       | 106.2                      |           |
| 2021 Jan.                                | 112.0  |           | 116.0   |           | 121.8   |   | 109.4  |           | 103.1   |           | 110.9      |                       | 108.6                      |           |
| Feb.                                     | 112.1  | 114.5     | 117.6   | 118.2     | 125.7   | 126.5   | 114.0  | 113.9     | 108.6   | 107.7     | 114.0      | 114.0                 | 112.9                      | 111.9     |
| Mar.                                     | 119.4  |           | 121.0   |           | 132.1   |   | 118.2  |           | 111.3   |           | 117.2      |                       | 114.3                      |           |
| Apr.                                     | 114.6  |           | 128.6   |           | 129.6   |   | 117.5  |           | 116.4   |           | 119.4      |                       | 117.9                      |           |
| May                                      | 117.7  | 119.9     | 123.6   | 125.9     | 128.7   | 132.6   | 120.5  | 120.7     | 105.4   | 110.6     | 116.0      | 119.2                 | 112.3                      | 116.5     |
| June                                     | 127.4  |           | 125.5   |           | 139.5   |   | 124.1  |           | 109.9   |           | 122.3      |                       | 119.2                      |           |
| July                                     | 123.4  |           | 129.6   |           | 133.5   |   | 129.6  |           | 106.6   |           | 121.7      |                       | 118.2                      |           |
| Aug.                                     | 126.8  | 124.0     | 121.5   | 125.3     | 131.4   | 131.6   | 129.1  | 136.0     | 96.0  | 102.2     | 118.0      | 121.2                 | 113.1                      | 118.1     |
| Sep.                                     | 121.7  |           | 124.7   |           | 129.8   |   | 149.2  |           | 104.1   |           | 123.9      |                       | 123.1                      |           |
| Oct.                                     | 126.9  |           | 122.2   |           | 129.1   |   | 126.1  |           | 102.1   |           | 118.5      |                       | 114.2                      |           |
| Nov.                                     | 133.8  | 132.6     | 127.0   | 125.9     | 130.7   | 133.1   | 127.2  | 127.2     | 107.0   | 105.3     | 121.9      | 121.7                 | 116.3                      | 116.3     |
| Dec.                                     | 137.0  |           | 128.4   |           | 139.5   |   | 128.3  |           | 106.9   |           | 124.8      |                       | 118.5                      |           |
| 2022 Jan.                                | 140.6  |           | 154.1   |           | 139.0   |   | 130.3  |           | 113.8   |           | 132.2      |                       | 130.1                      |           |
| Feb.                                     | 137.6  | 139.2     | 136.2   | 142.9     | 139.0   | 144.2   | 123.7  | 125.6     | 110.6   | 108.1     | 125.2      | 127.2                 | 117.3                      | 120.3     |
| Mar.                                     | 139.5  |           | 138.5   |           | 154.7   |   | 122.9  |           | 99.9  |           | 124.2      |                       | 113.5                      |           |
| Apr.                                     | 140.5  |           | 139.7   |           | 149.6   |   | 129.0  |           | 92.9  |           | 123.5      |                       | 110.1                      |           |
| May                                      | 139.9  | 142.4     | 135.7   | 136.0     | 141.0   | 144.0   | 128.3  | 128.8     | 105.1   | 101.1     | 124.7      | 125.0                 | 115.2                      | 113.9     |
| June                                     | 146.9  |           | 132.6   |           | 141.5   |   | 129.0  |           | 105.3   |           | 126.9      |                       | 116.5                      |           |
| July                                     | 134.4  |           | 133.8   |           | 156.7   |   | 125.1  |           | 108.3   |           | 127.9      |                       | 119.6                      |           |
| Aug.                                     | 131.6  | 133.6     | 136.7   | 134.7     | 146.2   | 147.4   | 131.0  | 127.8     | 114.1   | 109.0     | 129.2      | 127.3                 | 123.2                      | 119.8     |
| Sep.                                     | 134.7  |           | 133.6   |           | 139.2   |   | 127.2  |           | 104.7   |           | 124.9      |                       | 116.7                      |           |
| Oct.                                     | 128.1  |           | 136.7   |           | 142.7   |   | 125.9  |           | 109.5   |           | 125.5      |                       | 119.6                      |           |
| Nov. <sup>p</sup>                        | 131.7  | ...       | 127.2   | ...       | 136.0   | ...   | 117.2  | ...       | 110.8   | ...       | 120.7      | ...                   | 112.5                      | ...       |

##### Domestic and abroad

| Percentage weight <sup>2</sup><br>Period | Domestic |       | Abroad |       | Domestic |       | Abroad |       | Domestic |       | Abroad |       | Domestic |       | Abroad |  |
|--|----------|-------|--------|-------|----------|-------|--------|-------|----------|-------|--------|-------|----------|-------|--------|--|
|  | 5.36     | 8.14  | 10.12  | 5.97  | 6.01     | 7.81  | 7.27   | 11.87 | 10.16    | 18.16 | 41.76  | 53.98 | 20.29    | 32.99 |        |  |
| 2020 Q3                                  | 92.3     | 103.3 | 95.9   | 105.5 | 104.5    | 107.2 | 90.9   | 96.5  | 103.1    | 109.2 | 97.1   | 105.2 | 99.1     | 105.8 |        |  |
| Q4                                       | 103.4    | 114.3 | 110.7  | 114.5 | 115.5    | 116.4 | 98.3   | 110.5 | 101.2    | 110.4 | 104.8  | 112.2 | 102.2    | 110.9 |        |  |
| 2021 Q1                                  | 107.5    | 119.1 | 115.3  | 123.2 | 121.3    | 130.5 | 107.0  | 118.1 | 98.3     | 113.0 | 107.6  | 119.0 | 104.1    | 116.8 |        |  |
| Q2                                       | 115.7    | 122.6 | 120.7  | 134.7 | 131.8    | 133.2 | 112.2  | 125.8 | 103.1    | 114.8 | 115.1  | 122.4 | 112.7    | 118.8 |        |  |
| Q3                                       | 117.7    | 128.1 | 120.4  | 133.5 | 128.8    | 133.6 | 113.7  | 149.7 | 96.1     | 105.6 | 113.3  | 127.3 | 106.4    | 125.4 |        |  |
| Q4                                       | 129.2    | 134.8 | 120.9  | 134.2 | 128.4    | 136.6 | 114.8  | 134.8 | 102.8    | 106.7 | 118.3  | 124.4 | 113.5    | 118.1 |        |  |
| 2022 Q1                                  | 138.3    | 139.9 | 131.0  | 163.1 | 135.6    | 150.9 | 118.0  | 130.3 | 103.7    | 110.5 | 121.9  | 131.3 | 112.9    | 124.8 |        |  |
| Q2                                       | 143.9    | 141.5 | 133.2  | 140.7 | 137.9    | 148.7 | 122.8  | 132.4 | 98.7     | 102.4 | 124.0  | 125.9 | 112.3    | 114.9 |        |  |
| Q3                                       | 129.8    | 136.0 | 130.3  | 142.2 | 144.1    | 149.9 | 116.4  | 134.8 | 100.5    | 113.8 | 121.8  | 131.6 | 110.0    | 125.9 |        |  |
| 2021 Nov.                                | 127.4    | 138.0 | 120.4  | 138.1 | 124.1    | 135.7 | 112.4  | 136.2 | 101.9    | 109.9 | 115.5  | 126.9 | 109.3    | 120.6 |        |  |
| Dec.                                     | 137.4    | 136.7 | 121.9  | 139.3 | 134.2    | 143.5 | 118.3  | 134.4 | 103.2    | 109.0 | 123.7  | 125.6 | 120.5    | 117.2 |        |  |
| 2022 Jan.                                | 138.4    | 142.1 | 129.4  | 195.8 | 133.1    | 143.5 | 116.5  | 138.7 | 105.5    | 118.5 | 121.8  | 140.2 | 113.7    | 140.2 |        |  |
| Feb.                                     | 137.1    | 137.9 | 130.5  | 145.9 | 136.6    | 140.8 | 117.1  | 127.8 | 111.3    | 110.2 | 123.1  | 117.8 | 116.2    | 117.9 |        |  |
| Mar.                                     | 139.3    | 139.6 | 133.2  | 147.6 | 137.0    | 168.3 | 120.3  | 124.5 | 94.4     | 102.9 | 120.9  | 126.8 | 108.7    | 116.4 |        |  |
| Apr.                                     | 143.8    | 138.3 | 135.2  | 147.4 | 142.4    | 155.2 | 122.5  | 133.0 | 95.3     | 91.6  | 124.0  | 123.2 | 109.6    | 110.4 |        |  |
| May                                      | 142.1    | 138.5 | 133.2  | 139.8 | 134.9    | 145.7 | 117.9  | 134.7 | 96.3     | 110.0 | 120.5  | 128.0 | 108.1    | 119.5 |        |  |
| June                                     | 145.7    | 147.7 | 131.3  | 134.9 | 136.5    | 145.3 | 128.0  | 129.6 | 104.5    | 105.7 | 127.5  | 126.4 | 119.3    | 114.8 |        |  |
| July                                     | 130.4    | 137.1 | 129.7  | 140.7 | 162.1    | 152.6 | 115.6  | 130.9 | 101.8    | 112.0 | 124.1  | 130.9 | 112.2    | 124.1 |        |  |
| Aug.                                     | 124.1    | 136.5 | 129.5  | 148.9 | 135.9    | 154.2 | 117.7  | 139.2 | 100.4    | 121.8 | 121.0  | 135.5 | 110.2    | 131.2 |        |  |
| Sep.                                     | 135.0    | 134.5 | 131.6  | 137.0 | 134.4    | 142.9 | 115.8  | 134.2 | 99.2     | 107.7 | 120.2  | 128.5 | 107.7    | 122.3 |        |  |
| Oct.                                     | 132.7    | 125.1 | 129.5  | 149.0 | 137.2    | 147.0 | 118.3  | 130.5 | 96.7     | 116.7 | 120.4  | 129.5 | 110.7    | 125.1 |        |  |
| Nov. <sup>p</sup>                        | 134.8    | 129.7 | 123.2  | 133.9 | 134.8    | 136.9 | 111.2  | 120.8 | 104.6    | 114.2 | 119.2  | 121.9 | 109.9    | 114.1 |        |  |

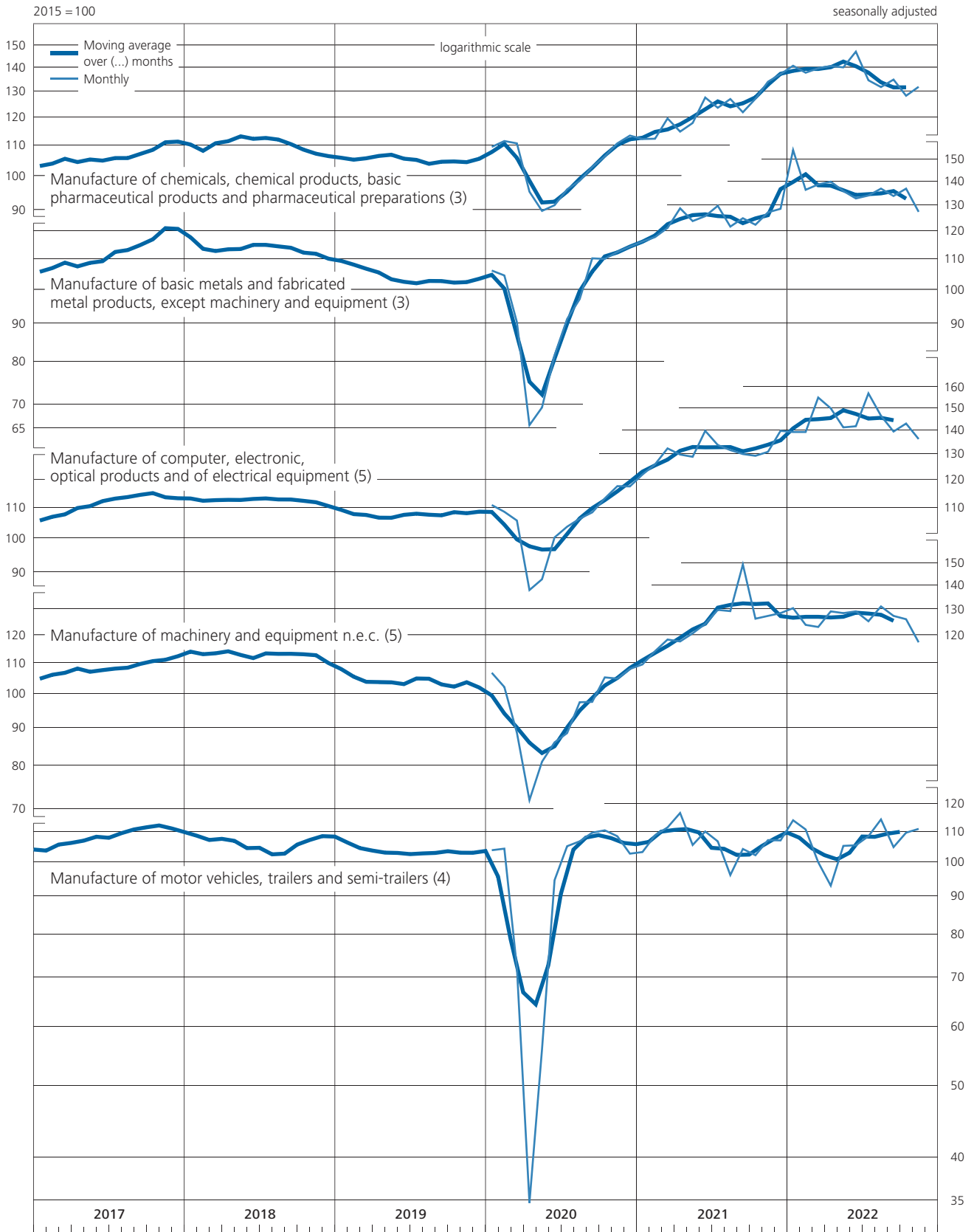
Source of the unadjusted figures: Federal Statistical Office. \* Figures for specialist sections of local units; excluding value added tax; based on reports from local units

with at least 50 employed persons. 1 Classification of Economic Activities, 2008 edition. 2 Share of total orders received by industry in base year 2015.

III. Economic activity and prices

2. Orders received

d) Orders received by selected branches of industry\* – value



\* Excluding value added tax.

### III. Economic activity and prices

#### 2. Orders received

##### e) Orders received by selected branches of industry \* - volume

2015 = 100

seasonally adjusted

|                            | Manufacture of chemicals, chemical products, basic pharmaceutical products and pharmaceutical preparations |             | Manufacture of basic metals and fabricated metal products, except machinery and equipment |             | Manufacture of computer, electronic, optical products and of electrical equipment |                       | Manufacture of machinery and equipment n.e.c. |                            | Manufacture of motor vehicles, trailers and semi-trailers |              | Memo item:  |              |  |              |
|----------------------------|--|-------------|---|-------------|---|-----------------------|---|----------------------------|---|--------------|---|--------------|--|--------------|
|                            |  |             |   |             |   |                       |   |                            |   |              | Industry excluding manufacture of other transport equipment |              | Capital goods excluding manufacture of other transport equipment |              |
| WZ 2008 1                  | 20 and 21  | 24 and 25   | 26 and 27   | 28          | 29  | Industry excluding 30 |   | Capital goods excluding 30 |   |              |   |              |  |              |
| <b>Total</b>               |  |             |   |             |   |                       |   |                            |   |              |   |              |  |              |
| Percentage weight 2        | 13.50  |             | 16.09   |             | 13.82   |                       | 19.14   |                            | 28.32   |              | 95.73   |              | 53.28  |              |
| 2020 June                  | 91.8   | 78.0        | 99.6  | 81.2        | 92.4  | 88.6                  | 91.2  |                            |   |              |   |              |  |              |
| July                       | 96.0   | 87.4        | 103.5   | 83.5        | 102.9   | 94.7                  | 95.8  |                            |   |              |   |              |  |              |
| Aug.                       | 98.2   | 92.3        | 106.2   | 91.9        | 104.6   | 99.4                  | 100.6   |                            |   |              |   |              |  | 99.9         |
| Sep.                       | 102.1  | 104.3       | 108.8   | 91.9        | 107.6   | 103.2                 | 103.3   |                            |   |              |   |              |  |              |
| Oct.                       | 104.9  | 104.0       | 113.9   | 99.1        | 108.4   | 105.6                 | 105.4   |                            |   |              |   |              |  |              |
| Nov.                       | 109.1  | 105.4       | 120.0   | 98.5        | 106.1   | 106.1                 | 103.8   |                            |   |              |   |              |  | 103.8        |
| Dec.                       | 111.4  | 106.2       | 119.4   | 101.6       | 100.3   | 105.9                 | 102.2   |                            |   |              |   |              |  |              |
| 2021 Jan.                  | 109.2  | 106.4       | 124.1   | 102.8       | 101.1   | 107.2                 | 104.7   |                            |   |              |   |              |  |              |
| Feb.                       | 108.2  | 106.5       | 128.2   | 107.1       | 106.2   | 109.8                 | 108.5   |                            |   |              |   |              |  | 107.7        |
| Mar.                       | 113.9  | 108.1       | 134.8   | 111.0       | 108.6   | 112.3                 | 109.9   |                            |   |              |   |              |  |              |
| Apr.                       | 107.6  | 113.1       | 131.7   | 109.9       | 113.6   | 113.5                 | 113.2   |                            |   |              |   |              |  |              |
| May                        | 108.9  | 106.5       | 130.1   | 112.6       | 102.7   | 109.4                 | 107.4   |                            |   |              |   |              |  | 111.4        |
| June                       | 117.4  | 106.5       | 140.7   | 115.8       | 106.8   | 114.9                 | 113.7   |                            |   |              |   |              |  |              |
| July                       | 112.4  | 106.9       | 133.9   | 120.1       | 102.9   | 113.0                 | 111.9   |                            |   |              |   |              |  |              |
| Aug.                       | 113.9  | 98.7        | 130.9   | 119.0       | 92.3  | 108.6                 | 106.3   |                            |   |              |   |              |  | 111.2        |
| Sep.                       | 108.4  | 100.2       | 127.6   | 136.7       | 99.8  | 113.4                 | 115.3   |                            |   |              |   |              |  |              |
| Oct.                       | 111.1  | 96.8        | 126.8   | 115.4       | 97.1  | 107.4                 | 106.6   |                            |   |              |   |              |  |              |
| Nov.                       | 114.5  | 99.7        | 127.6   | 116.0       | 101.6   | 109.5                 | 108.2   |                            |   |              |   |              |  | 108.2        |
| Dec.                       | 115.5  | 99.7        | 135.6   | 116.7       | 101.2   | 111.5                 | 109.8   |                            |   |              |   |              |  |              |
| 2022 Jan.                  | 115.0  | 117.6       | 134.3   | 116.4       | 106.8   | 115.8                 | 118.7   |                            |   |              |   |              |  |              |
| Feb.                       | 111.8  | 101.2       | 133.0   | 109.9       | 103.4   | 108.9                 | 106.9   |                            |   |              |   |              |  | 109.5        |
| Mar.                       | 111.4  | 99.0        | 146.8   | 108.7       | 92.9  | 106.5                 | 102.9   |                            |   |              |   |              |  |              |
| Apr.                       | 109.3  | 97.8        | 141.9   | 112.8       | 85.8  | 104.2                 | 98.8  |                            |   |              |   |              |  |              |
| May                        | 107.0  | 94.4        | 132.5   | 111.3       | 96.7  | 104.6                 | 102.6   |                            |   |              |   |              |  | 101.6        |
| June                       | 111.8  | 92.3        | 132.0   | 111.4       | 96.3  | 106.0                 | 103.5   |                            |   |              |   |              |  |              |
| July                       | 99.9   | 93.4        | 143.8   | 106.7       | 98.1  | 106.1                 | 105.0   |                            |   |              |   |              |  |              |
| Aug.                       | 98.4   | 94.3        | 134.1   | 111.1       | 102.0   | 106.3                 | 107.3   |                            |   |              |   |              |  | 104.5        |
| Sep.                       | 101.4  | 92.5        | 126.8   | 106.8       | 93.4  | 102.4                 | 101.2   |                            |   |              |   |              |  |              |
| Oct.                       | 95.4   | 94.9        | 129.1   | 105.4       | 97.7  | 102.6                 | 103.3   |                            |   |              |   |              |  |              |
| Nov. P                     | 99.3   | 88.7        | 123.0   | 97.7        | 98.8  | 98.9                  | 97.3  |                            |   |              |   |              |  |              |
| <b>Domestic and abroad</b> |  |             |   |             |   |                       |   |                            |   |              |   |              |  |              |
| Percentage weight 2 Period | Domestic 5.36  | Abroad 8.14 | Domestic 10.12  | Abroad 5.97 | Domestic 6.01   | Abroad 7.81           | Domestic 7.27                                 | Abroad 11.87               | Domestic 10.16  | Abroad 18.16 | Domestic 41.76  | Abroad 53.98 | Domestic 20.29   | Abroad 32.99 |
| 2020 Q3                    | 91.0   | 103.9       | 91.7  | 99.7        | 102.8   | 108.7                 | 85.3  | 91.4                       | 99.3  | 108.3        | 93.7  | 103.3        | 94.3   | 103.3        |
| Q4                         | 100.6  | 113.6       | 104.2   | 106.9       | 115.8   | 119.4                 | 92.2  | 104.4                      | 97.5  | 109.1        | 100.8   | 109.9        | 97.2   | 107.9        |
| 2021 Q1                    | 102.4  | 115.8       | 104.8   | 110.8       | 121.3   | 135.0                 | 100.1   | 111.2                      | 94.5  | 111.3        | 102.2   | 115.6        | 98.6   | 113.3        |
| Q2                         | 105.6  | 115.0       | 104.4   | 115.9       | 130.7   | 136.8                 | 104.3   | 118.0                      | 98.6  | 112.8        | 106.8   | 117.1        | 106.0  | 114.8        |
| Q3                         | 104.2  | 116.4       | 97.8  | 108.9       | 125.4   | 135.0                 | 104.0   | 138.3                      | 91.3  | 102.3        | 102.1   | 119.0        | 98.6   | 118.9        |
| Q4                         | 108.4  | 117.2       | 94.9  | 105.2       | 122.9   | 135.5                 | 103.7   | 123.6                      | 96.6  | 101.9        | 104.0   | 113.7        | 103.8  | 110.9        |
| 2022 Q1                    | 110.0  | 114.5       | 96.7  | 121.5       | 126.4   | 146.9                 | 103.8   | 116.5                      | 95.8  | 104.0        | 102.9   | 116.2        | 101.0  | 114.8        |
| Q2                         | 108.2  | 110.1       | 92.6  | 98.6        | 126.0   | 142.8                 | 105.5   | 115.7                      | 90.1  | 94.5         | 100.7   | 108.2        | 98.3   | 103.7        |
| Q3                         | 95.3   | 102.9       | 90.2  | 98.9        | 127.7   | 140.4                 | 97.2  | 114.9                      | 90.1  | 102.2        | 97.2  | 110.9        | 94.2   | 110.9        |
| 2021 Nov.                  | 106.3  | 119.9       | 94.9  | 107.8       | 118.6   | 134.6                 | 101.5   | 124.9                      | 95.7  | 104.9        | 101.3   | 115.9        | 100.0  | 113.3        |
| Dec.                       | 113.4  | 116.8       | 94.7  | 108.2       | 128.0   | 141.4                 | 106.5   | 123.0                      | 96.8  | 103.6        | 108.2   | 114.1        | 110.0  | 109.7        |
| 2022 Jan.                  | 111.7  | 117.1       | 97.6  | 151.5       | 125.5   | 141.0                 | 102.9   | 124.7                      | 97.6  | 112.0        | 103.8   | 125.1        | 102.2  | 128.9        |
| Feb.                       | 109.1  | 113.5       | 97.3  | 107.9       | 127.3   | 137.3                 | 102.9   | 114.2                      | 102.8   | 103.8        | 104.3   | 112.4        | 104.1  | 108.7        |
| Mar.                       | 109.1  | 112.9       | 95.3  | 105.2       | 126.4   | 162.5                 | 105.5   | 110.6                      | 87.1  | 96.2         | 100.6   | 111.1        | 96.8   | 106.7        |
| Apr.                       | 110.2  | 108.7       | 94.3  | 103.7       | 131.2   | 150.2                 | 106.0   | 116.9                      | 87.3  | 85.0         | 101.4   | 106.4        | 96.5   | 100.2        |
| May                        | 105.5  | 108.0       | 92.3  | 97.9        | 123.1   | 139.7                 | 100.9   | 117.6                      | 88.0  | 101.5        | 97.3  | 110.2        | 94.4   | 107.6        |
| June                       | 109.0  | 113.6       | 91.3  | 94.1        | 123.6   | 138.5                 | 109.7   | 112.5                      | 94.9  | 97.1         | 103.4   | 108.0        | 103.9  | 103.2        |
| July                       | 95.1   | 103.1       | 90.2  | 98.8        | 144.0   | 143.6                 | 97.2  | 112.5                      | 91.9  | 101.5        | 99.8  | 110.9        | 96.6   | 110.2        |
| Aug.                       | 90.3   | 103.8       | 89.4  | 102.7       | 120.5   | 144.6                 | 98.3  | 118.9                      | 89.8  | 108.9        | 96.2  | 114.2        | 94.1   | 115.4        |
| Sep.                       | 100.6  | 101.9       | 91.0  | 95.1        | 118.5   | 133.1                 | 96.1  | 113.3                      | 88.7  | 96.1         | 95.6  | 107.7        | 91.9   | 107.0        |
| Oct.                       | 96.8   | 94.5        | 89.4  | 104.1       | 120.6   | 135.6                 | 97.5  | 110.3                      | 86.4  | 104.0        | 95.3  | 108.3        | 93.7   | 109.2        |
| Nov. P                     | 99.2   | 99.3        | 85.8  | 93.5        | 117.7   | 127.1                 | 91.1  | 101.7                      | 93.2  | 101.9        | 94.6  | 102.2        | 93.3   | 99.7         |

Source of the unadjusted figures: Federal Statistical Office. \* Figures for specialist sections of local units; excluding value added tax; based on reports from local units

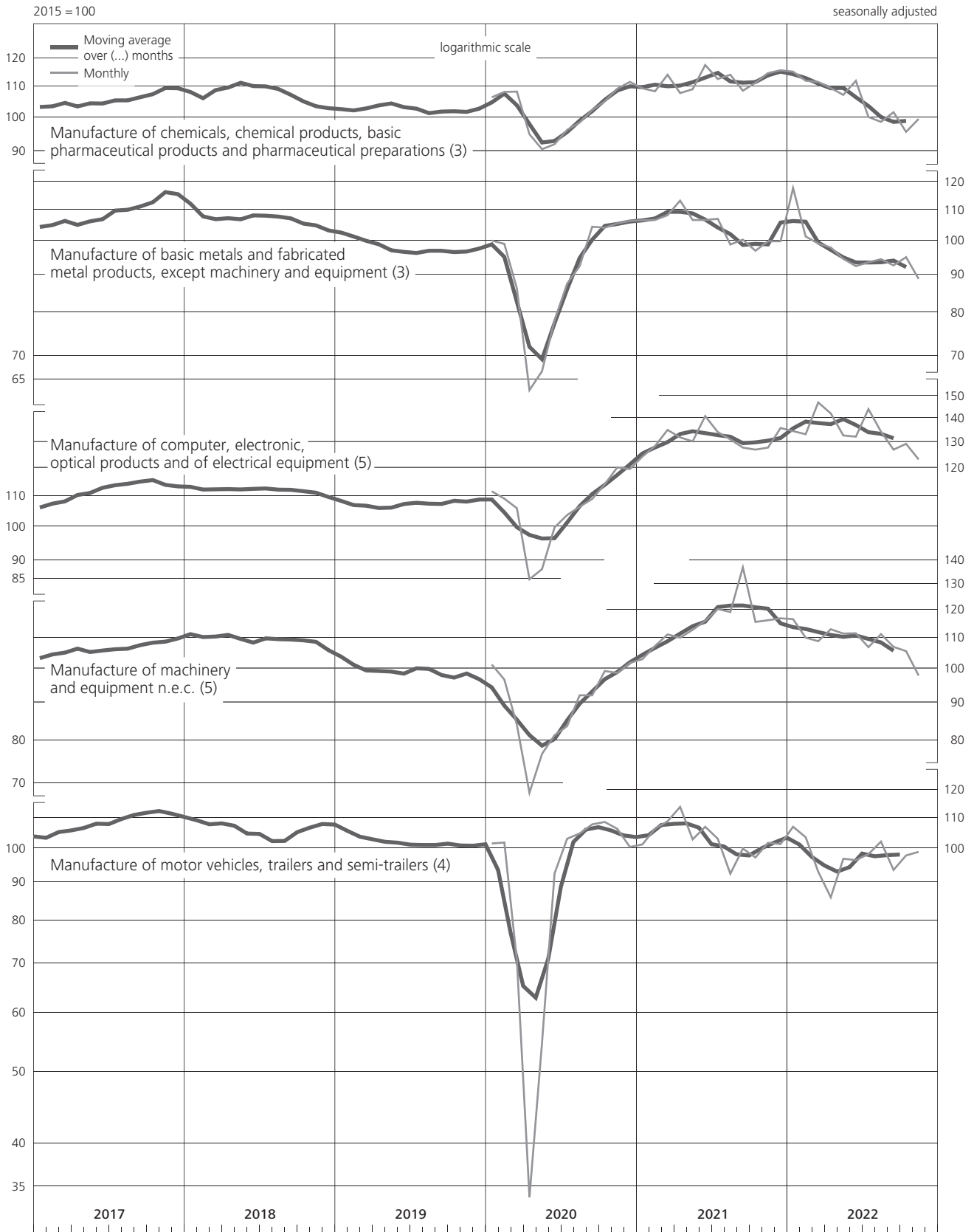
with at least 50 employed persons. 1 Classification of Economic Activities, 2008 edition. 2 Share of total orders received by industry in base year 2015.



III. Economic activity and prices

2. Orders received

e) Orders received by selected branches of industry\* – volume



\* Excluding value added tax.

### III. Economic activity and prices

#### 2. Orders received f) Orders received by main construction industry\* - value

2015 = 100

seasonally adjusted

| Percentage weight <sup>3</sup> | Period    | Breakdown by type of construction: |           |                        |           |                          |           |                         |           |                            |           |                   | Breakdown by client: <sup>1</sup> |                    |           |                            |           |         |
|--------------------------------|-----------|------------------------------------|-----------|------------------------|-----------|--------------------------|-----------|-------------------------|-----------|----------------------------|-----------|-------------------|-----------------------------------|--------------------|-----------|----------------------------|-----------|---------|
|                                |           | Total                              |           | Structural engineering |           | of which:                |           |                         |           |                            |           | Civil engineering |                                   | Industrial clients |           | Public sector <sup>2</sup> |           |         |
|                                |           |                                    |           |                        |           | Residential construction |           | Industrial construction |           | Public sector construction |           |                   |                                   |                    |           |                            |           |         |
|                                |           |                                    |           |                        |           | monthly                  | quarterly | monthly                 | quarterly | monthly                    | quarterly |                   |                                   |                    |           |                            |           | monthly |
| 100.00                         |           | 53.75                              |           | 22.07                  |           | 25.00                    |           | 6.69                    |           | 46.25                      |           | 41.63             |                                   | 36.31              |           |                            |           |         |
|                                |           | monthly                            | quarterly | monthly                | quarterly | monthly                  | quarterly | monthly                 | quarterly | monthly                    | quarterly | monthly           | quarterly                         | monthly            | quarterly | monthly                    | quarterly |         |
|                                | 2017 Sep. | 119.2                              |           | 117.1                  |           | 114.6                    |           | 118.0                   |           | 122.2                      |           | 121.6             |                                   | 117.0              |           | 124.5                      |           |         |
|                                | Oct.      | 118.8                              |           | 117.0                  |           | 123.9                    |           | 109.1                   |           | 123.6                      |           | 121.0             |                                   | 110.1              |           | 125.7                      |           |         |
|                                | Nov.      | 125.9                              | 129.0     | 127.3                  | 131.4     | 124.1                    | 129.8     | 132.0                   | 134.4     | 120.3                      | 125.6     | 124.3             | 126.2                             | 127.4              | 127.8     | 125.3                      | 129.9     |         |
|                                | Dec.      | 142.3                              |           | 149.9                  |           | 141.3                    |           | 162.1                   |           | 132.8                      |           | 133.4             |                                   | 146.0              |           | 138.7                      |           |         |
|                                | 2018 Jan. | 123.0                              |           | 121.8                  |           | 125.2                    |           | 120.3                   |           | 116.2                      |           | 124.3             |                                   | 119.4              |           | 125.7                      |           |         |
|                                | Feb.      | 138.2                              | 128.9     | 129.5                  | 125.7     | 127.1                    | 124.8     | 133.5                   | 126.8     | 122.1                      | 124.2     | 148.4             | 132.7                             | 152.3              | 131.6     | 128.8                      | 128.4     |         |
|                                | Mar.      | 125.6                              |           | 125.7                  |           | 122.1                    |           | 126.7                   |           | 134.2                      |           | 125.3             |                                   | 123.0              |           | 130.6                      |           |         |
|                                | Apr.      | 127.6                              |           | 127.6                  |           | 133.6                    |           | 125.8                   |           | 114.2                      |           | 127.7             |                                   | 128.4              |           | 123.0                      |           |         |
|                                | May       | 134.2                              | 131.0     | 130.9                  | 128.8     | 127.5                    | 131.0     | 134.9                   | 127.7     | 127.0                      | 125.6     | 138.0             | 133.6                             | 137.7              | 130.3     | 134.1                      | 131.7     |         |
|                                | June      | 131.2                              |           | 127.9                  |           | 131.8                    |           | 122.5                   |           | 135.6                      |           | 135.0             |                                   | 124.9              |           | 138.1                      |           |         |
|                                | July      | 132.6                              |           | 134.7                  |           | 138.2                    |           | 134.6                   |           | 123.7                      |           | 130.1             |                                   | 136.8              |           | 124.4                      |           |         |
|                                | Aug.      | 133.1                              | 133.8     | 126.2                  | 132.3     | 134.8                    | 139.7     | 121.6                   | 128.0     | 115.2                      | 123.8     | 141.1             | 135.6                             | 134.0              | 134.6     | 131.0                      | 129.3     |         |
|                                | Sep.      | 135.7                              |           | 135.9                  |           | 146.2                    |           | 127.7                   |           | 132.5                      |           | 135.5             |                                   | 132.9              |           | 132.5                      |           |         |
|                                | Oct.      | 138.4                              |           | 132.2                  |           | 143.7                    |           | 127.0                   |           | 113.6                      |           | 145.6             |                                   | 137.5              |           | 136.1                      |           |         |
|                                | Nov.      | 142.7                              | 147.0     | 135.7                  | 139.4     | 151.9                    | 152.3     | 123.0                   | 131.9     | 129.9                      | 124.8     | 150.7             | 155.8                             | 138.4              | 148.6     | 141.9                      | 141.9     |         |
|                                | Dec.      | 159.9                              |           | 150.2                  |           | 161.3                    |           | 145.6                   |           | 131.0                      |           | 171.1             |                                   | 169.9              |           | 147.6                      |           |         |
|                                | 2019 Jan. | 143.5                              |           | 144.5                  |           | 149.8                    |           | 143.0                   |           | 132.8                      |           | 142.3             |                                   | 142.1              |           | 141.3                      |           |         |
|                                | Feb.      | 146.6                              | 146.1     | 141.3                  | 144.3     | 133.9                    | 144.7     | 142.9                   | 144.2     | 159.9                      | 143.9     | 152.8             | 148.2                             | 146.1              | 145.6     | 154.9                      | 147.7     |         |
|                                | Mar.      | 148.3                              |           | 147.2                  |           | 150.4                    |           | 146.6                   |           | 138.9                      |           | 149.6             |                                   | 148.5              |           | 146.8                      |           |         |
|                                | Apr.      | 144.1                              |           | 146.0                  |           | 142.5                    |           | 151.3                   |           | 137.4                      |           | 142.0             |                                   | 147.4              |           | 141.4                      |           |         |
|                                | May       | 140.7                              | 143.1     | 140.3                  | 143.7     | 145.5                    | 144.3     | 142.2                   | 146.7     | 115.9                      | 130.7     | 141.2             | 142.4                             | 144.8              | 147.7     | 133.1                      | 137.2     |         |
|                                | June      | 144.5                              |           | 144.9                  |           | 144.8                    |           | 146.6                   |           | 138.8                      |           | 144.0             |                                   | 150.8              |           | 137.0                      |           |         |
|                                | July      | 145.2                              |           | 141.8                  |           | 152.2                    |           | 134.0                   |           | 136.6                      |           | 149.2             |                                   | 145.8              |           | 140.4                      |           |         |
|                                | Aug.      | 140.0                              | 143.0     | 142.4                  | 141.1     | 149.0                    | 149.7     | 136.6                   | 132.9     | 142.7                      | 143.1     | 137.2             | 145.2                             | 144.5              | 144.2     | 129.4                      | 137.6     |         |
|                                | Sep.      | 143.7                              |           | 139.0                  |           | 148.0                    |           | 128.2                   |           | 150.0                      |           | 149.2             |                                   | 142.2              |           | 142.9                      |           |         |
|                                | Oct.      | 143.4                              |           | 141.1                  |           | 157.6                    |           | 128.9                   |           | 132.3                      |           | 146.1             |                                   | 138.0              |           | 141.0                      |           |         |
|                                | Nov.      | 159.1                              | 152.4     | 165.6                  | 151.8     | 160.5                    | 161.8     | 175.5                   | 146.9     | 145.7                      | 137.6     | 151.6             | 153.1                             | 170.3              | 154.8     | 145.5                      | 144.0     |         |
|                                | Dec.      | 154.7                              |           | 148.8                  |           | 167.3                    |           | 136.2                   |           | 134.7                      |           | 161.6             |                                   | 156.1              |           | 145.5                      |           |         |
|                                | 2020 Jan. | 156.3                              |           | 159.2                  |           | 164.2                    |           | 153.6                   |           | 163.9                      |           | 152.8             |                                   | 157.0              |           | 150.7                      |           |         |
|                                | Feb.      | 147.6                              | 147.5     | 155.2                  | 151.5     | 166.1                    | 160.9     | 148.1                   | 144.6     | 145.8                      | 146.1     | 138.7             | 142.8                             | 152.0              | 149.4     | 131.2                      | 137.0     |         |
|                                | Mar.      | 138.5                              |           | 140.0                  |           | 152.5                    |           | 132.0                   |           | 128.7                      |           | 136.8             |                                   | 139.3              |           | 129.1                      |           |         |
|                                | Apr.      | 140.8                              |           | 131.5                  |           | 125.6                    |           | 136.7                   |           | 131.4                      |           | 151.5             |                                   | 142.7              |           | 147.8                      |           |         |
|                                | May       | 132.3                              | 141.3     | 120.2                  | 130.4     | 144.2                    | 141.2     | 98.4                    | 120.5     | 122.2                      | 131.2     | 146.4             | 153.9                             | 119.6              | 131.7     | 139.7                      | 152.2     |         |
|                                | June      | 150.7                              |           | 139.4                  |           | 153.8                    |           | 126.5                   |           | 140.1                      |           | 163.8             |                                   | 132.8              |           | 169.2                      |           |         |
|                                | July      | 141.3                              |           | 145.6                  |           | 155.6                    |           | 129.5                   |           | 172.5                      |           | 136.3             |                                   | 130.9              |           | 144.5                      |           |         |
|                                | Aug.      | 142.5                              | 143.7     | 142.2                  | 145.7     | 169.7                    | 163.4     | 119.0                   | 128.9     | 138.5                      | 150.2     | 142.7             | 141.2                             | 137.9              | 137.8     | 131.1                      | 138.4     |         |
|                                | Sep.      | 147.2                              |           | 149.3                  |           | 164.9                    |           | 138.2                   |           | 139.6                      |           | 144.7             |                                   | 144.5              |           | 139.6                      |           |         |
|                                | Oct.      | 148.8                              |           | 154.7                  |           | 185.0                    |           | 131.6                   |           | 140.8                      |           | 142.0             |                                   | 144.4              |           | 131.9                      |           |         |
|                                | Nov.      | 152.8                              | 151.3     | 157.8                  | 151.0     | 180.0                    | 179.2     | 139.9                   | 129.0     | 151.8                      | 140.6     | 146.8             | 151.5                             | 145.2              | 140.9     | 144.8                      | 146.2     |         |
|                                | Dec.      | 152.2                              |           | 140.6                  |           | 172.7                    |           | 115.4                   |           | 129.1                      |           | 165.7             |                                   | 133.1              |           | 161.8                      |           |         |
|                                | 2021 Jan. | 158.9                              |           | 163.7                  |           | 172.0                    |           | 165.4                   |           | 129.6                      |           | 153.4             |                                   | 167.0              |           | 141.6                      |           |         |
|                                | Feb.      | 156.4                              | 151.3     | 160.8                  | 156.1     | 180.1                    | 170.5     | 153.5                   | 150.6     | 124.8                      | 128.9     | 151.2             | 145.9                             | 155.1              | 152.8     | 143.3                      | 138.0     |         |
|                                | Mar.      | 138.7                              |           | 143.7                  |           | 159.3                    |           | 132.9                   |           | 132.3                      |           | 133.0             |                                   | 136.2              |           | 129.1                      |           |         |
|                                | Apr.      | 151.9                              |           | 154.6                  |           | 176.2                    |           | 138.9                   |           | 142.0                      |           | 148.8             |                                   | 151.2              |           | 137.9                      |           |         |
|                                | May       | 153.0                              | 151.5     | 159.2                  | 155.2     | 182.6                    | 175.2     | 141.3                   | 142.2     | 148.7                      | 137.4     | 145.8             | 147.2                             | 149.1              | 151.5     | 139.5                      | 137.1     |         |
|                                | June      | 149.6                              |           | 151.8                  |           | 166.9                    |           | 146.5                   |           | 121.4                      |           | 147.1             |                                   | 154.2              |           | 133.8                      |           |         |
|                                | July      | 151.8                              |           | 161.3                  |           | 175.8                    |           | 154.5                   |           | 139.1                      |           | 140.8             |                                   | 151.7              |           | 137.4                      |           |         |
|                                | Aug.      | 165.7                              | 164.2     | 171.1                  | 170.7     | 178.5                    | 178.6     | 171.0                   | 171.2     | 147.2                      | 142.5     | 159.4             | 156.7                             | 168.1              | 169.8     | 155.2                      | 149.1     |         |
|                                | Sep.      | 175.2                              |           | 179.6                  |           | 181.5                    |           | 188.1                   |           | 141.3                      |           | 170.0             |                                   | 189.7              |           | 154.6                      |           |         |
|                                | Oct.      | 165.9                              |           | 172.6                  |           | 171.5                    |           | 176.9                   |           | 160.5                      |           | 158.0             |                                   | 175.2              |           | 151.8                      |           |         |
|                                | Nov.      | 158.3                              | 170.8     | 153.7                  | 176.7     | 170.8                    | 173.2     | 141.2                   | 163.7     | 144.2                      | 237.2     | 163.6             | 163.8                             | 160.2              | 172.9     | 148.5                      | 166.9     |         |
|                                | Dec.      | 188.2                              |           | 203.9                  |           | 177.4                    |           | 173.1                   |           | 406.8                      |           | 169.8             |                                   | 183.2              |           | 200.4                      |           |         |
|                                | 2022 Jan. | 169.5                              |           | 169.7                  |           | 193.8                    |           | 150.9                   |           | 160.2                      |           | 169.3             |                                   | 164.4              |           | 160.7                      |           |         |
|                                | Feb.      | 169.7                              | 174.8     | 173.4                  | 178.5     | 196.0                    | 197.0     | 164.3                   | 168.5     | 132.5                      | 154.9     | 165.4             | 170.4                             | 178.2              | 179.7     | 143.8                      | 155.5     |         |
|                                | Mar.      | 185.1                              |           | 192.5                  |           | 201.3                    |           | 190.2                   |           | 172.0                      |           | 176.5             |                                   | 196.5              |           | 162.1                      |           |         |
|                                | Apr.      | 156.1                              |           | 153.8                  |           | 169.2                    |           | 141.7                   |           | 148.1                      |           | 158.7             |                                   | 157.6              |           | 146.3                      |           |         |
|                                | May       | 169.7                              | 162.0     | 168.9                  | 158.8     | 180.8                    | 173.0     | 158.1                   | 146.8     | 169.7                      | 156.5     | 170.6             | 165.7                             | 169.9              | 164.1     | 162.7                      | 152.8     |         |
|                                | June      | 160.1                              |           | 153.6                  |           | 169.0                    |           | 140.5                   |           | 151.6                      |           | 167.7             |                                   | 164.9              |           | 149.3                      |           |         |
|                                | July      | 172.1                              |           | 171.4                  |           | 167.7                    |           | 168.7                   |           | 194.1                      |           | 172.8             |                                   | 182.9              |           | 162.2                      |           |         |
|                                | Aug.      | 163.9                              | 164.8     | 155.6                  | 159.1     | 154.4                    | 158.6     | 149.8                   | 155.8     | 181.3                      | 173.4     | 173.6             | 171.2                             | 166.3              | 170.6     | 167.0                      | 161.7     |         |
|                                | Sep.      | 158.3                              |           | 150.4                  |           | 153.8                    |           | 149.0                   |           | 144.8                      |           | 167.3             |                                   | 162.7              |           | 155.9                      |           |         |
|                                | Oct.      | 170.0                              |           | 147.6                  |           | 150.2                    |           | 143.3                   |           | 155.0                      |           | 196.1             |                                   | 175.2              |           | 176.1                      |           |         |

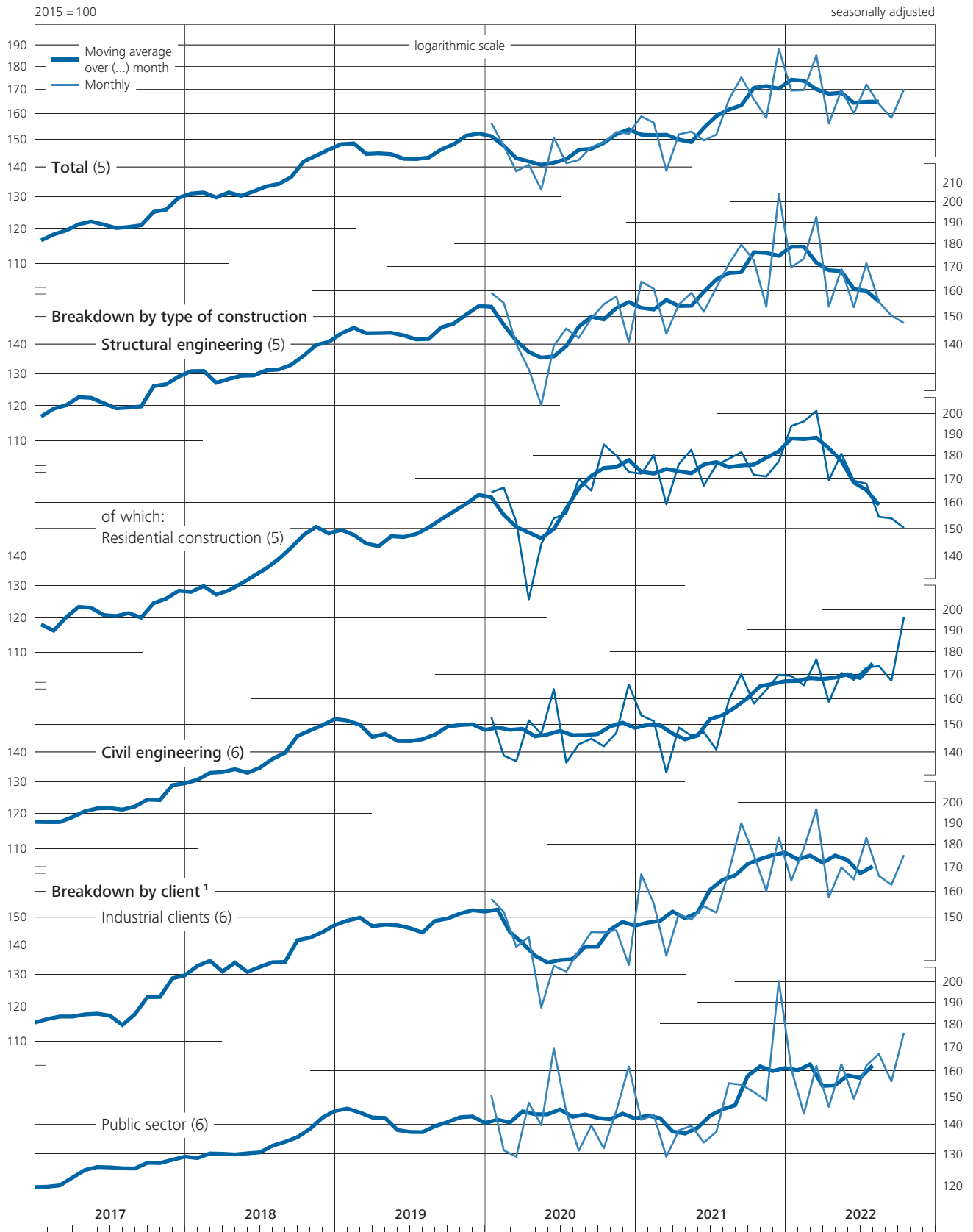
Source of the unadjusted figures: Federal Statistical Office. \* See explanatory notes, section on classifications; excluding value added tax. <sup>1</sup> Excluding residential

construction. <sup>2</sup> Including road construction. <sup>3</sup> Share of total orders received by main construction industry in base year 2015.

III. Economic activity and prices

2. Orders received

f) Orders received by main construction industry\* – value



\* Excluding value added tax. <sup>1</sup> Excluding residential construction.

### III. Economic activity and prices

#### 2. Orders received

##### g) Orders received by main construction industry \* - volume <sup>1</sup>

2015 = 100

seasonally adjusted

| Percentage weight <sup>2</sup> | Breakdown by type of construction: |           |                        |           |                          |           |                              |           |                   |           |
|--------------------------------|------------------------------------|-----------|------------------------|-----------|--------------------------|-----------|------------------------------|-----------|-------------------|-----------|
|                                | Total                              |           | Structural engineering |           | of which:                |           | Non-residential construction |           | Civil engineering |           |
|                                |                                    |           |                        |           | Residential construction |           |                              |           |                   |           |
| Period                         | monthly                            | quarterly | monthly                | quarterly | monthly                  | quarterly | monthly                      | quarterly | monthly           | quarterly |
|                                | 100.00                             |           | 53.75                  |           | 22.07                    |           | 31.68                        |           | 46.25             |           |
| 2017 Sep.                      | 113.0                              |           | 111.0                  |           | 108.4                    |           | 112.8                        |           | 115.3             |           |
| Oct.                           | 112.4                              |           | 110.6                  |           | 116.9                    |           | 106.2                        |           | 114.5             |           |
| Nov.                           | 118.1                              | 121.2     | 119.3                  | 123.4     | 116.4                    | 121.8     | 121.4                        | 124.5     | 116.6             | 118.7     |
| Dec.                           | 133.1                              |           | 140.3                  |           | 132.2                    |           | 145.9                        |           | 124.9             |           |
| 2018 Jan.                      | 114.8                              |           | 113.7                  |           | 116.9                    |           | 111.5                        |           | 116.1             |           |
| Feb.                           | 127.6                              | 119.4     | 119.7                  | 116.5     | 117.6                    | 115.8     | 121.2                        | 117.0     | 136.8             | 122.8     |
| Mar.                           | 115.7                              |           | 116.0                  |           | 112.8                    |           | 118.3                        |           | 115.4             |           |
| Apr.                           | 117.3                              |           | 117.4                  |           | 123.0                    |           | 113.5                        |           | 117.3             |           |
| May                            | 122.4                              | 119.7     | 119.7                  | 117.9     | 116.7                    | 120.0     | 121.8                        | 116.5     | 125.6             | 121.8     |
| June                           | 119.5                              |           | 116.7                  |           | 120.2                    |           | 114.3                        |           | 122.6             |           |
| July                           | 120.5                              |           | 122.6                  |           | 125.8                    |           | 120.4                        |           | 118.0             |           |
| Aug.                           | 119.2                              | 120.3     | 113.4                  | 119.3     | 121.2                    | 126.0     | 108.0                        | 114.6     | 125.8             | 121.5     |
| Sep.                           | 121.3                              |           | 121.9                  |           | 131.1                    |           | 115.5                        |           | 120.6             |           |
| Oct.                           | 123.4                              |           | 118.3                  |           | 128.6                    |           | 111.2                        |           | 129.4             |           |
| Nov.                           | 126.2                              | 130.2     | 120.6                  | 124.0     | 135.1                    | 135.6     | 110.5                        | 116.0     | 132.7             | 137.5     |
| Dec.                           | 141.1                              |           | 133.2                  |           | 143.1                    |           | 126.3                        |           | 150.3             |           |
| 2019 Jan.                      | 126.4                              |           | 127.8                  |           | 132.6                    |           | 124.4                        |           | 124.8             |           |
| Feb.                           | 127.8                              | 127.7     | 124.0                  | 126.9     | 117.5                    | 127.2     | 128.5                        | 126.6     | 132.2             | 128.8     |
| Mar.                           | 129.0                              |           | 128.8                  |           | 131.6                    |           | 126.9                        |           | 129.3             |           |
| Apr.                           | 125.0                              |           | 127.3                  |           | 124.3                    |           | 129.4                        |           | 122.4             |           |
| May                            | 121.6                              | 123.7     | 122.0                  | 125.0     | 126.5                    | 125.5     | 118.9                        | 124.7     | 121.2             | 122.3     |
| June                           | 124.6                              |           | 125.8                  |           | 125.6                    |           | 125.9                        |           | 123.3             |           |
| July                           | 124.9                              |           | 122.7                  |           | 131.7                    |           | 116.5                        |           | 127.5             |           |
| Aug.                           | 120.1                              | 122.7     | 122.9                  | 121.8     | 128.4                    | 129.1     | 119.1                        | 116.7     | 116.8             | 123.7     |
| Sep.                           | 123.0                              |           | 119.7                  |           | 127.2                    |           | 114.5                        |           | 126.8             |           |
| Oct.                           | 122.4                              |           | 121.2                  |           | 135.1                    |           | 111.5                        |           | 123.8             |           |
| Nov.                           | 135.7                              | 129.9     | 142.0                  | 130.1     | 137.4                    | 138.4     | 145.2                        | 124.4     | 128.3             | 129.5     |
| Dec.                           | 131.5                              |           | 127.2                  |           | 142.8                    |           | 116.4                        |           | 136.5             |           |
| 2020 Jan.                      | 132.6                              |           | 135.8                  |           | 139.8                    |           | 133.0                        |           | 128.8             |           |
| Feb.                           | 124.9                              | 124.8     | 132.0                  | 128.9     | 141.1                    | 136.7     | 125.7                        | 123.4     | 116.6             | 120.0     |
| Mar.                           | 116.9                              |           | 118.8                  |           | 129.1                    |           | 111.6                        |           | 114.7             |           |
| Apr.                           | 118.4                              |           | 111.3                  |           | 106.1                    |           | 114.9                        |           | 126.8             |           |
| May                            | 111.5                              | 118.9     | 101.8                  | 110.3     | 121.8                    | 119.2     | 87.8                         | 104.1     | 122.8             | 128.8     |
| June                           | 126.7                              |           | 117.8                  |           | 129.6                    |           | 109.6                        |           | 136.9             |           |
| July                           | 118.6                              |           | 122.7                  |           | 130.7                    |           | 117.1                        |           | 113.7             |           |
| Aug.                           | 119.9                              | 120.7     | 120.3                  | 123.0     | 143.3                    | 137.6     | 104.2                        | 112.7     | 119.4             | 118.0     |
| Sep.                           | 123.5                              |           | 125.9                  |           | 138.9                    |           | 116.9                        |           | 120.8             |           |
| Oct.                           | 124.6                              |           | 130.1                  |           | 155.3                    |           | 112.5                        |           | 118.3             |           |
| Nov.                           | 127.7                              | 126.4     | 132.4                  | 126.7     | 150.6                    | 150.0     | 119.7                        | 110.5     | 122.3             | 126.1     |
| Dec.                           | 126.9                              |           | 117.6                  |           | 144.1                    |           | 99.2                         |           | 137.6             |           |
| 2021 Jan.                      | 132.2                              |           | 136.6                  |           | 143.1                    |           | 132.0                        |           | 127.2             |           |
| Feb.                           | 128.6                              | 124.9     | 132.6                  | 129.1     | 148.1                    | 140.6     | 121.8                        | 121.1     | 124.0             | 120.0     |
| Mar.                           | 113.8                              |           | 118.1                  |           | 130.6                    |           | 109.4                        |           | 108.9             |           |
| Apr.                           | 124.3                              |           | 126.8                  |           | 144.1                    |           | 114.7                        |           | 121.5             |           |
| May                            | 121.7                              | 121.6     | 125.6                  | 124.0     | 143.6                    | 139.6     | 113.1                        | 113.1     | 117.2             | 118.9     |
| June                           | 118.8                              |           | 119.5                  |           | 131.0                    |           | 111.5                        |           | 117.9             |           |
| July                           | 120.2                              |           | 126.7                  |           | 137.6                    |           | 119.1                        |           | 112.7             |           |
| Aug.                           | 126.7                              | 126.8     | 129.4                  | 130.5     | 134.9                    | 136.4     | 125.6                        | 126.4     | 123.6             | 122.5     |
| Sep.                           | 133.6                              |           | 135.5                  |           | 136.8                    |           | 134.6                        |           | 131.3             |           |
| Oct.                           | 126.2                              |           | 130.0                  |           | 129.0                    |           | 130.7                        |           | 121.9             |           |
| Nov.                           | 118.5                              | 128.3     | 113.9                  | 131.5     | 126.6                    | 128.9     | 105.0                        | 133.3     | 123.9             | 124.7     |
| Dec.                           | 140.3                              |           | 150.6                  |           | 131.1                    |           | 164.2                        |           | 128.3             |           |
| 2022 Jan.                      | 126.2                              |           | 125.0                  |           | 142.8                    |           | 112.6                        |           | 127.6             |           |
| Feb.                           | 122.8                              | 127.5     | 124.4                  | 129.1     | 140.8                    | 142.6     | 113.0                        | 119.6     | 120.9             | 125.7     |
| Mar.                           | 133.6                              |           | 137.8                  |           | 144.2                    |           | 133.3                        |           | 128.7             |           |
| Apr.                           | 112.4                              |           | 109.7                  |           | 120.8                    |           | 102.0                        |           | 115.5             |           |
| May                            | 112.7                              | 110.4     | 111.5                  | 107.4     | 120.4                    | 117.8     | 105.3                        | 100.2     | 114.2             | 113.9     |
| June                           | 106.1                              |           | 101.1                  |           | 112.2                    |           | 93.4                         |           | 111.9             |           |
| July                           | 113.7                              |           | 112.6                  |           | 111.0                    |           | 113.7                        |           | 115.0             |           |
| Aug.                           | 106.9                              | 107.9     | 100.9                  | 103.6     | 101.0                    | 104.1     | 100.9                        | 103.3     | 113.8             | 112.8     |
| Sep.                           | 103.0                              |           | 97.4                   |           | 100.3                    |           | 95.4                         |           | 109.6             |           |
| Oct.                           | 110.5                              |           | 95.3                   |           | 97.7                     |           | 93.7                         |           | 128.0             |           |

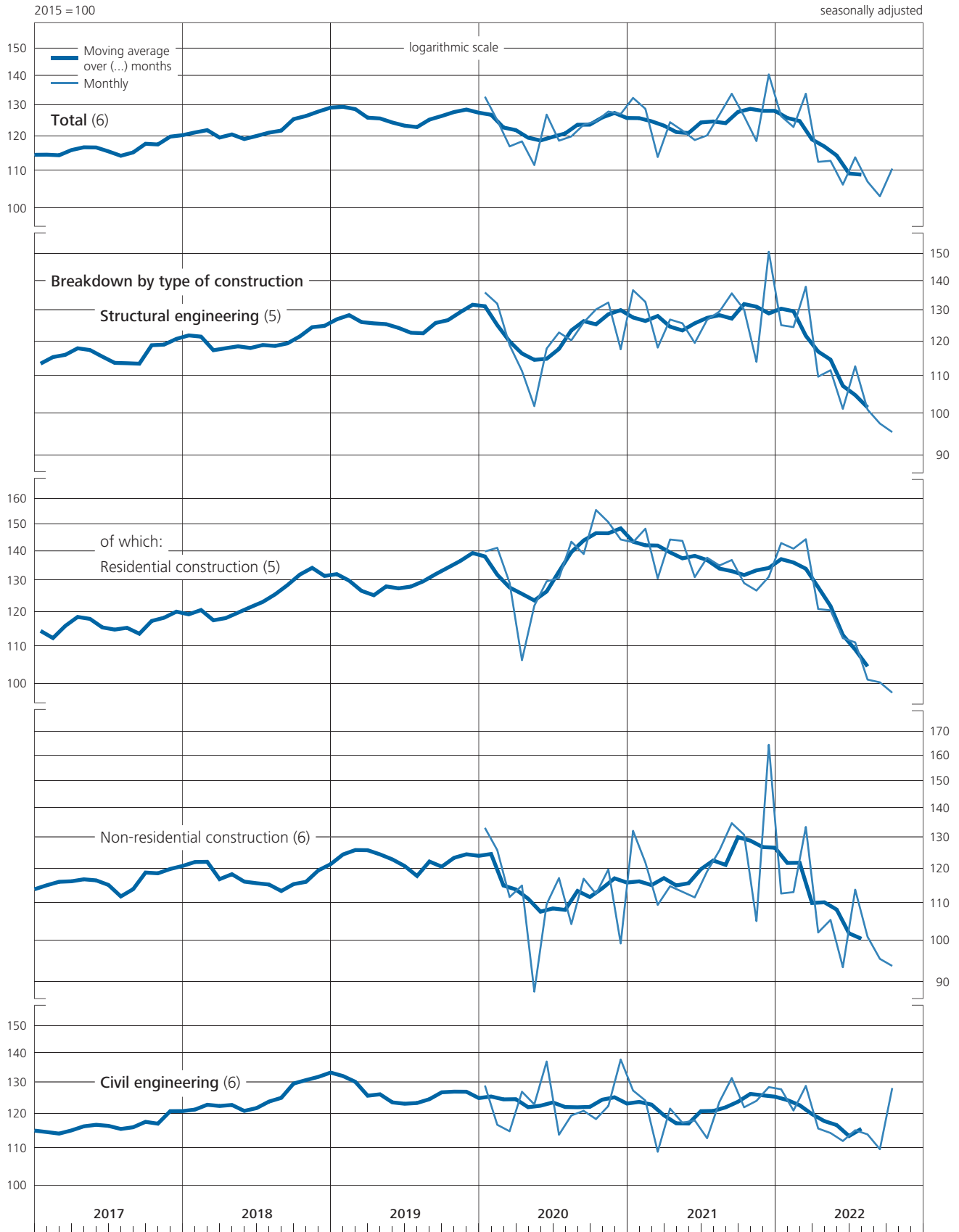
Source of the unadjusted figures: Federal Statistical Office. \* See explanatory notes, section on classifications. <sup>1</sup> As of 2018 orders received at 2015 prices, previously at

2010 prices. <sup>2</sup> Share of total orders received by main construction industry in base year 2015.

III. Economic activity and prices

2. Orders received

g) Orders received by main construction industry – volume



### III. Economic activity and prices

#### 2. Orders received

##### h) Building permits granted for structural engineering work \*

€ billion seasonally adjusted

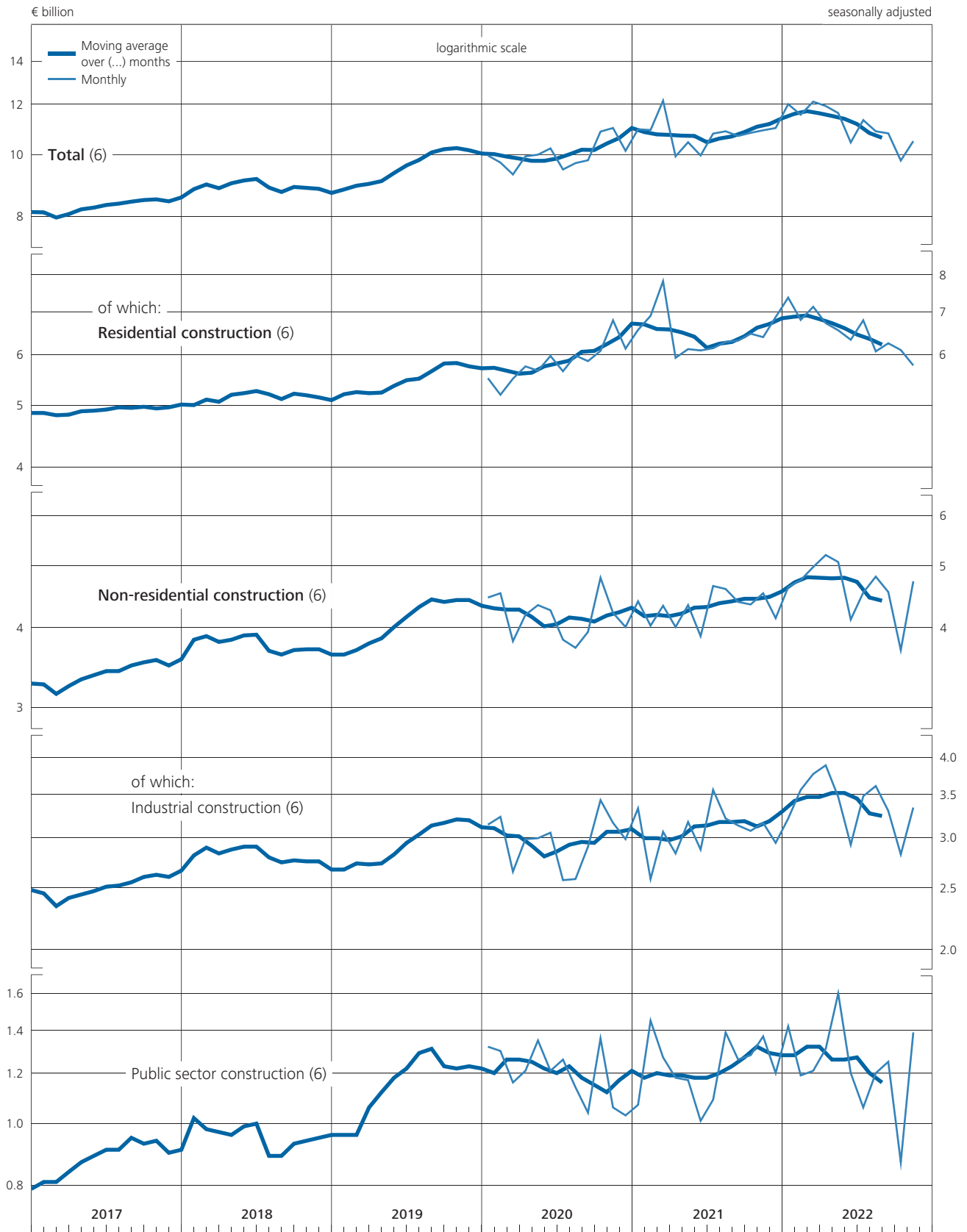
| Period    | Total   |           | of which:                |           |                              |           | of which:               |           |                            |           |
|-----------|---------|-----------|--------------------------|-----------|------------------------------|-----------|-------------------------|-----------|----------------------------|-----------|
|           |         |           | Residential construction |           | Non-residential construction |           | Industrial construction |           | Public sector construction |           |
|           | monthly | quarterly | monthly                  | quarterly | monthly                      | quarterly | monthly                 | quarterly | monthly                    | quarterly |
| 2017 May  | 7.88    | 24.91     | 4.93                     | 14.84     | 2.95                         | 10.07     | 2.14                    | 7.34      | 0.81                       | 2.73      |
| June      | 8.86    |           | 4.98                     |           | 3.88                         |           | 2.85                    |           | 1.03                       |           |
| July      | 8.35    |           | 4.92                     |           | 3.43                         |           | 2.55                    |           | 0.88                       |           |
| Aug.      | 8.58    | 25.11     | 4.91                     | 14.66     | 3.67                         | 10.45     | 2.70                    | 7.70      | 0.97                       | 2.75      |
| Sep.      | 8.18    |           | 4.83                     |           | 3.35                         |           | 2.45                    |           | 0.90                       |           |
| Oct.      | 8.44    |           | 5.19                     |           | 3.25                         |           | 2.40                    |           | 0.85                       |           |
| Nov.      | 8.21    | 25.85     | 4.84                     | 15.13     | 3.37                         | 10.72     | 2.32                    | 7.88      | 1.05                       | 2.84      |
| Dec.      | 9.20    |           | 5.10                     |           | 4.10                         |           | 3.16                    |           | 0.94                       |           |
| 2018 Jan. | 8.42    |           | 4.78                     |           | 3.64                         |           | 2.71                    |           | 0.93                       |           |
| Feb.      | 8.24    | 25.60     | 4.99                     | 14.90     | 3.25                         | 10.70     | 2.53                    | 8.10      | 0.72                       | 2.60      |
| Mar.      | 8.94    |           | 5.13                     |           | 3.81                         |           | 2.86                    |           | 0.95                       |           |
| Apr.      | 9.95    |           | 5.15                     |           | 4.80                         |           | 3.27                    |           | 1.53                       |           |
| May       | 9.12    | 27.57     | 5.47                     | 15.45     | 3.65                         | 12.12     | 2.82                    | 8.90      | 0.83                       | 3.22      |
| June      | 8.50    |           | 4.83                     |           | 3.67                         |           | 2.81                    |           | 0.86                       |           |
| July      | 9.38    |           | 5.58                     |           | 3.80                         |           | 2.91                    |           | 0.89                       |           |
| Aug.      | 8.74    | 27.37     | 5.14                     | 16.11     | 3.60                         | 11.26     | 2.73                    | 8.50      | 0.87                       | 2.76      |
| Sep.      | 9.25    |           | 5.39                     |           | 3.86                         |           | 2.86                    |           | 1.00                       |           |
| Oct.      | 8.27    |           | 4.79                     |           | 3.48                         |           | 2.61                    |           | 0.87                       |           |
| Nov.      | 8.28    | 26.06     | 4.93                     | 15.17     | 3.35                         | 10.89     | 2.49                    | 8.07      | 0.86                       | 2.82      |
| Dec.      | 9.51    |           | 5.45                     |           | 4.06                         |           | 2.97                    |           | 1.09                       |           |
| 2019 Jan. | 9.19    |           | 5.37                     |           | 3.82                         |           | 2.85                    |           | 0.97                       |           |
| Feb.      | 8.54    | 26.23     | 4.92                     | 15.36     | 3.62                         | 10.87     | 2.71                    | 7.96      | 0.91                       | 2.91      |
| Mar.      | 8.50    |           | 5.07                     |           | 3.43                         |           | 2.40                    |           | 1.03                       |           |
| Apr.      | 8.92    |           | 5.44                     |           | 3.48                         |           | 2.58                    |           | 0.90                       |           |
| May       | 8.95    | 27.76     | 5.20                     | 15.97     | 3.75                         | 11.79     | 2.87                    | 8.37      | 0.88                       | 3.42      |
| June      | 9.89    |           | 5.33                     |           | 4.56                         |           | 2.92                    |           | 1.64                       |           |
| July      | 9.72    |           | 5.44                     |           | 4.28                         |           | 2.89                    |           | 1.39                       |           |
| Aug.      | 10.20   | 29.96     | 5.66                     | 16.82     | 4.54                         | 13.14     | 3.27                    | 9.27      | 1.27                       | 3.87      |
| Sep.      | 10.04   |           | 5.72                     |           | 4.32                         |           | 3.11                    |           | 1.21                       |           |
| Oct.      | 10.08   |           | 5.66                     |           | 4.42                         |           | 3.09                    |           | 1.33                       |           |
| Nov.      | 10.54   | 31.24     | 6.07                     | 18.05     | 4.47                         | 13.19     | 3.47                    | 9.66      | 1.00                       | 3.53      |
| Dec.      | 10.62   |           | 6.32                     |           | 4.30                         |           | 3.10                    |           | 1.20                       |           |
| 2020 Jan. | 9.97    |           | 5.51                     |           | 4.46                         |           | 3.14                    |           | 1.32                       |           |
| Feb.      | 9.72    | 29.00     | 5.19                     | 16.20     | 4.53                         | 12.80     | 3.23                    | 9.02      | 1.30                       | 3.78      |
| Mar.      | 9.31    |           | 5.50                     |           | 3.81                         |           | 2.65                    |           | 1.16                       |           |
| Apr.      | 9.94    |           | 5.75                     |           | 4.19                         |           | 2.98                    |           | 1.21                       |           |
| May       | 10.00   | 30.17     | 5.66                     | 17.38     | 4.34                         | 12.79     | 2.99                    | 9.02      | 1.35                       | 3.77      |
| June      | 10.23   |           | 5.97                     |           | 4.26                         |           | 3.05                    |           | 1.21                       |           |
| July      | 9.48    |           | 5.65                     |           | 3.83                         |           | 2.57                    |           | 1.26                       |           |
| Aug.      | 9.70    | 28.98     | 5.98                     | 17.49     | 3.72                         | 11.49     | 2.58                    | 8.05      | 1.14                       | 3.44      |
| Sep.      | 9.80    |           | 5.86                     |           | 3.94                         |           | 2.90                    |           | 1.04                       |           |
| Oct.      | 10.87   |           | 6.08                     |           | 4.79                         |           | 3.43                    |           | 1.36                       |           |
| Nov.      | 11.01   | 32.02     | 6.79                     | 19.00     | 4.22                         | 13.02     | 3.16                    | 9.57      | 1.06                       | 3.45      |
| Dec.      | 10.14   |           | 6.13                     |           | 4.01                         |           | 2.98                    |           | 1.03                       |           |
| 2021 Jan. | 10.96   |           | 6.56                     |           | 4.40                         |           | 3.33                    |           | 1.07                       |           |
| Feb.      | 10.93   | 34.04     | 6.90                     | 21.28     | 4.03                         | 12.76     | 2.58                    | 8.97      | 1.45                       | 3.79      |
| Mar.      | 12.15   |           | 7.82                     |           | 4.33                         |           | 3.06                    |           | 1.27                       |           |
| Apr.      | 9.94    |           | 5.93                     |           | 4.01                         |           | 2.83                    |           | 1.18                       |           |
| May       | 10.46   | 30.37     | 6.12                     | 18.14     | 4.34                         | 12.23     | 3.17                    | 8.87      | 1.17                       | 3.36      |
| June      | 9.97    |           | 6.09                     |           | 3.88                         |           | 2.87                    |           | 1.01                       |           |
| July      | 10.79   |           | 6.14                     |           | 4.65                         |           | 3.56                    |           | 1.09                       |           |
| Aug.      | 10.88   | 32.37     | 6.28                     | 18.73     | 4.60                         | 13.64     | 3.21                    | 9.90      | 1.39                       | 3.74      |
| Sep.      | 10.70   |           | 6.31                     |           | 4.39                         |           | 3.13                    |           | 1.26                       |           |
| Oct.      | 10.82   |           | 6.47                     |           | 4.35                         |           | 3.07                    |           | 1.28                       |           |
| Nov.      | 10.92   | 32.75     | 6.39                     | 19.73     | 4.53                         | 13.02     | 3.16                    | 9.17      | 1.37                       | 3.85      |
| Dec.      | 11.01   |           | 6.87                     |           | 4.14                         |           | 2.94                    |           | 1.20                       |           |
| 2022 Jan. | 12.00   |           | 7.37                     |           | 4.63                         |           | 3.21                    |           | 1.42                       |           |
| Feb.      | 11.55   | 35.66     | 6.80                     | 21.30     | 4.75                         | 14.36     | 3.56                    | 10.54     | 1.19                       | 3.82      |
| Mar.      | 12.11   |           | 7.13                     |           | 4.98                         |           | 3.77                    |           | 1.21                       |           |
| Apr.      | 11.92   |           | 6.72                     |           | 5.20                         |           | 3.89                    |           | 1.31                       |           |
| May       | 11.62   | 33.99     | 6.55                     | 19.60     | 5.07                         | 14.39     | 3.47                    | 10.28     | 1.60                       | 4.11      |
| June      | 10.45   |           | 6.33                     |           | 4.12                         |           | 2.92                    |           | 1.20                       |           |
| July      | 11.33   |           | 6.79                     |           | 4.54                         |           | 3.48                    |           | 1.06                       |           |
| Aug.      | 10.88   | 33.01     | 6.07                     | 19.11     | 4.81                         | 13.90     | 3.61                    | 10.39     | 1.20                       | 3.51      |
| Sep.      | 10.80   |           | 6.25                     |           | 4.55                         |           | 3.30                    |           | 1.25                       |           |
| Oct.      | 9.79    |           | 6.10                     |           | 3.69                         |           | 2.82                    |           | 0.87                       |           |
| Nov.      | 10.50   | ...       | 5.77                     | ...       | 4.73                         | ...       | 3.34                    | ...       | 1.39                       | ...       |

Source of the unadjusted figures: Federal Statistical Office. \* Estimated cost of the building; including value added tax.

### III. Economic activity and prices

#### 2. Orders received

##### h) Building permits granted for structural engineering work\*



\* Including value added tax.

### III. Economic activity and prices

#### 3. Stock of orders

#### a) Stock of orders by industry, \* by main grouping

2015 = 100

seasonally adjusted

|                     |         | Value    |           |                    |         |               |           |                |         | Volume 1 |           |                    |         |               |           |                |         |       |           |  |
|---------------------|---------|----------|-----------|--------------------|---------|---------------|-----------|----------------|---------|----------|-----------|--------------------|---------|---------------|-----------|----------------|---------|-------|-----------|--|
|                     |         | Industry |           | Intermediate goods |         | Capital goods |           | Consumer goods |         | Industry |           | Intermediate goods |         | Capital goods |           | Consumer goods |         |       |           |  |
| Percentage weight 2 |         | 100.00   |           | 18.43              |         | 79.29         |           | 2.28           |         | 100.00   |           | 18.43              |         | 79.29         |           | 2.28           |         |       |           |  |
| Period              | monthly |          | quarterly |                    | monthly |               | quarterly |                | monthly |          | quarterly |                    | monthly |               | quarterly |                | monthly |       | quarterly |  |
|                     | 2017    |          |           |                    |         |               |           |                |         |          |           |                    |         |               |           |                |         |       |           |  |
| July                | 110.0   |          | 114.4     |                    | 108.4   |               | 130.1     |                | 108.6   |          | 113.6     |                    | 106.9   |               | 129.6     |                | 131.2   |       | 131.2     |  |
| Aug.                | 111.0   | 111.0    | 117.6     | 116.9              | 108.8   | 109.0         | 132.5     | 131.5          | 109.6   | 109.6    | 116.6     | 115.9              | 107.4   | 107.5         | 132.1     | 132.1          | 132.1   | 132.1 | 132.1     |  |
| Sep.                | 111.9   |          | 118.8     |                    | 109.7   |               | 132.0     |                | 110.5   |          | 117.6     |                    | 108.2   |               | 131.8     |                | 131.8   |       | 131.8     |  |
| Oct.                | 113.1   |          | 120.2     |                    | 110.9   |               | 133.9     |                | 111.5   |          | 118.4     |                    | 109.3   |               | 133.5     |                | 133.5   |       | 133.5     |  |
| Nov.                | 113.8   | 114.0    | 121.9     | 121.8              | 111.2   | 111.6         | 136.1     | 135.0          | 112.0   | 112.2    | 120.1     | 119.8              | 109.5   | 109.9         | 135.7     | 135.7          | 135.7   | 135.7 | 134.6     |  |
| Dec.                | 115.2   |          | 123.3     |                    | 112.8   |               | 135.1     |                | 113.2   |          | 121.0     |                    | 110.9   |               | 134.6     |                | 134.6   |       | 134.6     |  |
| 2018                |         |          |           |                    |         |               |           |                |         |          |           |                    |         |               |           |                |         |       |           |  |
| Jan.                | 116.2   |          | 124.9     |                    | 113.7   |               | 137.4     |                | 114.2   |          | 121.4     |                    | 111.9   |               | 137.1     |                | 137.1   |       | 137.1     |  |
| Feb.                | 117.7   | 117.3    | 125.5     | 125.7              | 115.3   | 114.8         | 137.8     | 136.5          | 115.5   | 115.2    | 121.6     | 121.9              | 113.4   | 113.0         | 137.9     | 137.9          | 137.9   | 137.9 | 136.5     |  |
| Mar.                | 118.0   |          | 126.7     |                    | 115.5   |               | 134.4     |                | 115.8   |          | 122.8     |                    | 113.6   |               | 134.5     |                | 134.5   |       | 134.5     |  |
| Apr.                | 118.7   |          | 128.8     |                    | 115.9   |               | 133.4     |                | 116.2   |          | 124.5     |                    | 113.8   |               | 133.4     |                | 133.4   |       | 133.4     |  |
| May                 | 119.5   | 119.4    | 129.6     | 129.5              | 116.7   | 116.6         | 135.0     | 134.5          | 116.8   | 116.7    | 124.9     | 124.8              | 114.4   | 114.3         | 134.7     | 134.7          | 134.7   | 134.7 | 134.3     |  |
| June                | 120.0   |          | 130.2     |                    | 117.2   |               | 135.2     |                | 117.1   |          | 125.0     |                    | 114.7   |               | 134.8     |                | 134.8   |       | 134.8     |  |
| July                | 120.3   |          | 131.0     |                    | 117.3   |               | 137.5     |                | 117.1   |          | 125.3     |                    | 114.7   |               | 137.2     |                | 137.2   |       | 137.2     |  |
| Aug.                | 120.6   | 120.8    | 131.3     | 131.3              | 117.7   | 118.0         | 134.9     | 135.2          | 117.3   | 117.6    | 125.7     | 125.8              | 114.9   | 115.2         | 134.4     | 134.4          | 134.4   | 134.4 | 134.8     |  |
| Sep.                | 121.6   |          | 131.7     |                    | 119.0   |               | 133.3     |                | 118.3   |          | 126.3     |                    | 116.0   |               | 132.8     |                | 132.8   |       | 132.8     |  |
| Oct.                | 122.7   |          | 132.1     |                    | 120.3   |               | 134.1     |                | 119.2   |          | 126.6     |                    | 117.1   |               | 133.4     |                | 133.4   |       | 133.4     |  |
| Nov.                | 123.6   | 123.5    | 132.4     | 132.2              | 121.2   | 121.2         | 134.3     | 133.9          | 120.0   | 119.9    | 126.8     | 126.6              | 118.1   | 118.0         | 133.7     | 133.7          | 133.7   | 133.7 | 133.2     |  |
| Dec.                | 124.3   |          | 132.0     |                    | 122.2   |               | 133.2     |                | 120.6   |          | 126.3     |                    | 118.9   |               | 132.5     |                | 132.5   |       | 132.5     |  |
| 2019                |         |          |           |                    |         |               |           |                |         |          |           |                    |         |               |           |                |         |       |           |  |
| Jan.                | 121.7   |          | 130.7     |                    | 119.2   |               | 135.0     |                | 117.8   |          | 124.9     |                    | 115.7   |               | 134.5     |                | 134.5   |       | 134.5     |  |
| Feb.                | 121.1   | 121.1    | 129.0     | 128.8              | 118.8   | 118.9         | 136.9     | 135.9          | 117.3   | 117.3    | 123.5     | 123.3              | 115.3   | 115.4         | 136.3     | 136.3          | 136.3   | 136.3 | 135.3     |  |
| Mar.                | 120.6   |          | 126.8     |                    | 118.8   |               | 135.9     |                | 116.7   |          | 121.5     |                    | 115.1   |               | 135.0     |                | 135.0   |       | 135.0     |  |
| Apr.                | 120.1   |          | 124.9     |                    | 118.5   |               | 137.6     |                | 116.1   |          | 119.7     |                    | 114.7   |               | 136.8     |                | 136.8   |       | 136.8     |  |
| May                 | 119.7   | 119.8    | 123.7     | 123.7              | 118.3   | 118.4         | 137.4     | 138.1          | 115.8   | 115.8    | 118.9     | 118.9              | 114.5   | 114.5         | 136.6     | 136.6          | 136.6   | 136.6 | 137.2     |  |
| June                | 119.6   |          | 122.6     |                    | 118.3   |               | 139.2     |                | 115.5   |          | 118.1     |                    | 114.3   |               | 138.3     |                | 138.3   |       | 138.3     |  |
| July                | 119.2   |          | 121.9     |                    | 118.0   |               | 139.8     |                | 115.0   |          | 117.6     |                    | 113.7   |               | 138.8     |                | 138.8   |       | 138.8     |  |
| Aug.                | 119.2   | 119.2    | 122.4     | 122.0              | 117.9   | 117.9         | 140.7     | 141.5          | 114.9   | 114.9    | 118.3     | 117.9              | 113.5   | 113.5         | 139.6     | 139.6          | 139.6   | 139.6 | 140.4     |  |
| Sep.                | 119.2   |          | 121.8     |                    | 117.8   |               | 144.1     |                | 114.9   |          | 117.8     |                    | 113.4   |               | 142.9     |                | 142.9   |       | 142.9     |  |
| Oct.                | 119.0   |          | 120.7     |                    | 117.9   |               | 142.1     |                | 114.5   |          | 116.7     |                    | 113.2   |               | 141.0     |                | 141.0   |       | 141.0     |  |
| Nov.                | 118.7   | 118.9    | 119.2     | 120.1              | 117.8   | 117.8         | 143.8     | 143.4          | 114.2   | 114.4    | 115.4     | 116.3              | 113.1   | 113.1         | 142.4     | 142.4          | 142.4   | 142.4 | 142.1     |  |
| Dec.                | 118.9   |          | 120.5     |                    | 117.8   |               | 144.3     |                | 114.4   |          | 116.9     |                    | 113.0   |               | 143.0     |                | 143.0   |       | 143.0     |  |
| 2020                |         |          |           |                    |         |               |           |                |         |          |           |                    |         |               |           |                |         |       |           |  |
| Jan.                | 119.9   |          | 120.3     |                    | 119.0   |               | 146.6     |                | 115.3   |          | 117.0     |                    | 114.1   |               | 145.1     |                | 145.1   |       | 145.1     |  |
| Feb.                | 120.3   | 119.6    | 121.7     | 120.8              | 119.2   | 118.5         | 148.0     | 147.9          | 115.6   | 115.0    | 118.2     | 117.5              | 114.2   | 113.6         | 146.3     | 146.3          | 146.3   | 146.3 | 146.4     |  |
| Mar.                | 118.6   |          | 120.5     |                    | 117.4   |               | 149.0     |                | 114.2   |          | 117.3     |                    | 112.5   |               | 147.7     |                | 147.7   |       | 147.7     |  |
| Apr.                | 117.3   |          | 116.0     |                    | 116.7   |               | 149.3     |                | 112.8   |          | 113.3     |                    | 111.7   |               | 147.7     |                | 147.7   |       | 147.7     |  |
| May                 | 116.4   | 117.2    | 113.2     | 114.0              | 116.2   | 117.0         | 149.3     | 148.9          | 112.0   | 112.8    | 110.8     | 111.5              | 111.2   | 112.0         | 147.6     | 147.6          | 147.6   | 147.6 | 147.2     |  |
| June                | 118.0   |          | 112.8     |                    | 118.2   |               | 148.0     |                | 113.5   |          | 110.5     |                    | 113.2   |               | 146.4     |                | 146.4   |       | 146.4     |  |
| July                | 117.6   |          | 114.9     |                    | 117.2   |               | 149.8     |                | 113.2   |          | 112.7     |                    | 112.3   |               | 147.9     |                | 147.9   |       | 147.9     |  |
| Aug.                | 119.1   | 119.1    | 116.2     | 116.7              | 118.7   | 118.6         | 154.8     | 154.8          | 114.6   | 114.7    | 114.1     | 114.5              | 113.7   | 113.6         | 153.0     | 153.0          | 153.0   | 153.0 | 152.9     |  |
| Sep.                | 120.7   |          | 119.0     |                    | 120.0   |               | 159.7     |                | 116.3   |          | 116.8     |                    | 114.9   |               | 157.9     |                | 157.9   |       | 157.9     |  |
| Oct.                | 122.7   |          | 122.3     |                    | 121.4   |               | 166.9     |                | 118.1   |          | 119.9     |                    | 116.3   |               | 165.0     |                | 165.0   |       | 165.0     |  |
| Nov.                | 123.7   | 123.6    | 125.5     | 125.6              | 122.0   | 121.8         | 169.3     | 169.7          | 118.9   | 118.9    | 123.1     | 123.1              | 116.5   | 116.5         | 167.3     | 167.3          | 167.3   | 167.3 | 167.8     |  |
| Dec.                | 124.5   |          | 128.9     |                    | 122.0   |               | 173.0     |                | 119.7   |          | 126.2     |                    | 116.7   |               | 171.1     |                | 171.1   |       | 171.1     |  |
| 2021                |         |          |           |                    |         |               |           |                |         |          |           |                    |         |               |           |                |         |       |           |  |
| Jan.                | 125.9   |          | 133.3     |                    | 122.6   |               | 180.2     |                | 120.8   |          | 129.6     |                    | 117.0   |               | 177.7     |                | 177.7   |       | 177.7     |  |
| Feb.                | 128.1   | 128.1    | 137.7     | 137.9              | 124.4   | 124.3         | 182.4     | 182.8          | 122.7   | 122.7    | 133.1     | 133.1              | 118.7   | 118.6         | 179.8     | 179.8          | 179.8   | 179.8 | 180.1     |  |
| Mar.                | 130.4   |          | 142.6     |                    | 126.0   |               | 185.8     |                | 124.5   |          | 136.7     |                    | 120.1   |               | 182.9     |                | 182.9   |       | 182.9     |  |
| Apr.                | 133.7   |          | 147.9     |                    | 128.7   |               | 192.3     |                | 127.2   |          | 139.7     |                    | 122.6   |               | 189.1     |                | 189.1   |       | 189.1     |  |
| May                 | 136.9   | 137.4    | 152.1     | 152.2              | 131.4   | 132.0         | 207.1     | 205.0          | 129.8   | 130.2    | 141.7     | 142.0              | 124.9   | 125.5         | 203.1     | 203.1          | 203.1   | 203.1 | 201.2     |  |
| June                | 141.6   |          | 156.6     |                    | 136.0   |               | 215.5     |                | 133.6   |          | 144.5     |                    | 128.9   |               | 211.4     |                | 211.4   |       | 211.4     |  |
| July                | 145.4   |          | 161.1     |                    | 139.6   |               | 220.0     |                | 135.8   |          | 145.7     |                    | 131.2   |               | 214.9     |                | 214.9   |       | 214.9     |  |
| Aug.                | 148.9   | 149.4    | 165.8     | 165.7              | 142.9   | 143.5         | 219.2     | 219.4          | 138.2   | 138.7    | 148.4     | 148.4              | 133.7   | 134.3         | 213.8     | 213.8          | 213.8   | 213.8 | 214.0     |  |
| Sep.                | 153.8   |          | 170.3     |                    | 148.1   |               | 219.1     |                | 142.2   |          | 151.1     |                    | 138.1   |               | 213.3     |                | 213.3   |       | 213.3     |  |
| Oct.                | 156.4   |          | 173.2     |                    | 150.6   |               | 223.6     |                | 143.9   |          | 152.3     |                    | 139.9   |               | 217.0     |                | 217.0   |       | 217.0     |  |
| Nov.                | 159.2   | 159.3    | 177.0     | 176.9              | 153.0   | 153.2         | 230.5     | 230.2          | 145.8   | 145.9    | 154.1     | 154.0              | 141.6   | 141.8         | 223.4     | 223.4          | 223.4   | 223.4 | 223.1     |  |
| Dec.                | 162.3   |          | 180.5     |                    | 156.0   |               | 236.5     |                | 148.0   |          | 155.7     |                    | 144.0   |               | 228.8     |                | 228.8   |       | 228.8     |  |
| 2022 3              |         |          |           |                    |         |               |           |                |         |          |           |                    |         |               |           |                |         |       |           |  |
| Jan.                | 164.0   |          | 184.1     |                    | 157.1   |               | 241.2     |                | 147.3   |          | 155.1     |                    | 143.1   |               | 230.2     |                | 230.2   |       | 230.2     |  |
| Feb.                | 167.0   | 167.0    | 186.5     | 186.7              | 160.3   | 160.1         | 243.2     | 245.1          | 149.1   | 148.9    | 155.3     | 155.1              | 145.2   | 145.1         | 231.1     | 231.1          | 231.1   | 231.1 | 232.5     |  |
| Mar.                | 169.9   |          | 189.5     |                    | 163.0   |               | 250.8     |                | 150.4   |          | 154.9     |                    | 147.0   |               | 236.3     |                | 236.3   |       | 236.3     |  |
| Apr.                | 172.6   |          | 192.8     |                    | 165.4   |               | 262.3     |                | 151.1   |          | 154.4     |                    | 147.6   |               | 245.5     |                | 245.5   |       | 245.5     |  |
| May                 | 174.5   | 174.5    | 194.9     | 195.5              | 167.1   | 167.1         | 272.5     | 264.5          | 151.8   | 151.8    | 154.4     | 155.3              | 148.2   | 148.2         | 254.3     | 254.3          | 254.3   | 254.3 | 246.3     |  |
| June                | 176.3   |          | 198.8     |                    | 168.8   |               | 258.6     |                | 152.5   |          | 157.2     |                    | 148.9   |               | 239.1     |                | 239.1   |       | 239.1     |  |
| July                | 178.6   |          | 201.0     |                    | 171.1   |               | 258.9     |                | 152.9   |          | 158.1     |                    | 149.2   |               | 237.4     |                | 237.4   |       | 237.4     |  |
| Aug.                | 180.4   | 179.6    | 201.9     | 201.1              | 173.0   | 172.2         | 264.7     | 263.6          | 153.3   | 152.7    | 158.0     | 157.5              | 149.7   | 149.1         | 241.5     | 241.5          | 241.5   | 241.5 | 240.4     |  |
| Sep.                | 179.8   |          | 200.5     |                    | 172.5   |               | 267.2     |                | 151.9   |          | 156.3     |                    | 148.3   |               | 242.4     |                | 242.4   |       | 242.4     |  |
| Oct.                | 180.9   |          | 199.9     |                    | 174.0   |               | 270.7     |                | 152.3   |          | 155.4     |                    | 148.9   |               | 244.1     |                | 244.1   |       | 244.1     |  |
| Nov.                | 179.0   | ...      | 197.9     | ...                | 172.1   | ...           | 269.7     | ...            | 150.4   | ...      | 154.5     | ...                | 146.8   | ...           | 243.4     | ...            | 243.4   | ...   | ...       |  |

Source of the unadjusted figures: Federal Statistical Office. \* See explanatory notes, section on classifications; figures for specialist sections of local units; excluding value added tax; based on reports from local units with at least 50 employed persons. 1 As of

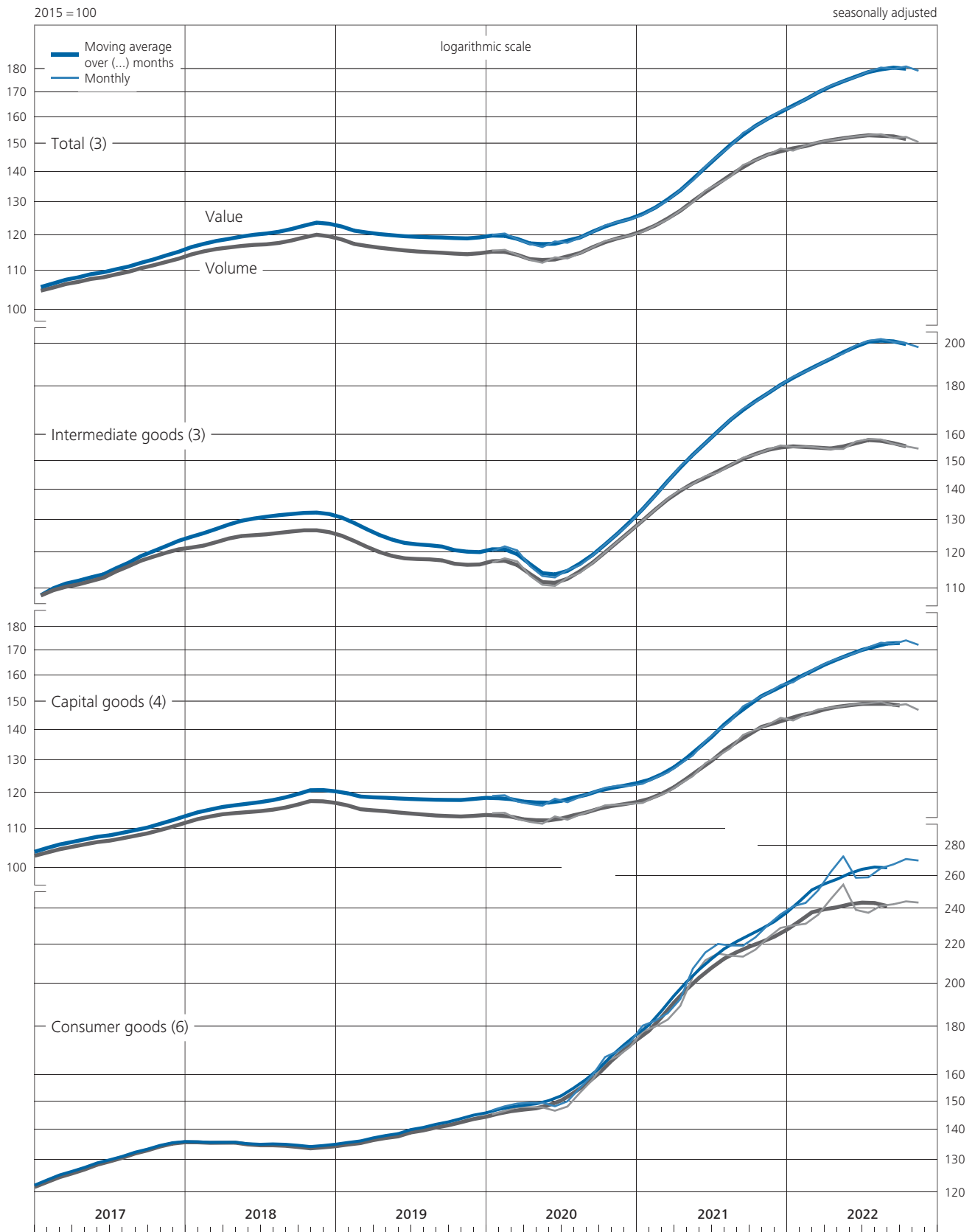
2018 stock of orders at 2015 prices, previously at 2010 prices. 2 Share of total stock of orders by industry in base year 2015. 3 Figures as of January 2022 provisional.



III. Economic activity and prices

3. Stock of orders

a) Stock of orders by industry,\* by main grouping



\* Excluding value added tax.

### III. Economic activity and prices

#### 3. Stock of orders

#### b) Stock of orders by industry \* from the domestic market

2015 = 100

seasonally adjusted

| Percentage weight <sup>2</sup> | Value    |           |                    |           |               |           |                |           | Volume <sup>1</sup> |           |                    |           |               |           |                |           |
|--------------------------------|----------|-----------|--------------------|-----------|---------------|-----------|----------------|-----------|---------------------|-----------|--------------------|-----------|---------------|-----------|----------------|-----------|
|                                | Industry |           | Intermediate goods |           | Capital goods |           | Consumer goods |           | Industry            |           | Intermediate goods |           | Capital goods |           | Consumer goods |           |
|                                | 32.94    |           | 9.48               |           | 22.67         |           | 0.79           |           | 32.94               |           | 9.48               |           | 22.67         |           | 0.79           |           |
|                                | monthly  | quarterly | monthly            | quarterly | monthly       | quarterly | monthly        | quarterly | monthly             | quarterly | monthly            | quarterly | monthly       | quarterly | monthly        | quarterly |
| 2017                           | July     | 113.3     |                    | 115.2     |               | 112.4     |                | 116.0     |                     | 111.6     |                    | 113.9     |               | 110.6     |                | 114.5     |
|                                | Aug.     | 114.9     | 114.7              | 119.0     | 118.1         | 113.0     | 113.1          | 118.9     | 118.2               | 113.1     | 112.9              | 117.5     | 116.6         | 111.1     | 111.2          | 117.4     |
|                                | Sep.     | 115.8     |                    | 120.1     |               | 113.9     |                | 119.7     |                     | 113.9     |                    | 118.4     |               | 111.9     |                | 118.2     |
|                                | Oct.     | 117.4     |                    | 122.2     |               | 115.2     |                | 123.1     |                     | 115.3     |                    | 120.1     |               | 113.1     |                | 121.6     |
|                                | Nov.     | 118.6     | 118.3              | 123.0     | 123.1         | 116.5     | 116.1          | 124.5     | 123.1               | 116.4     | 116.0              | 120.9     | 120.9         | 114.3     | 113.8          | 122.7     |
|                                | Dec.     | 118.8     |                    | 124.0     |               | 116.5     |                | 121.7     |                     | 116.4     |                    | 121.6     |               | 114.1     |                | 119.9     |
| 2018                           | Jan.     | 118.8     |                    | 125.9     |               | 115.6     |                | 124.9     |                     | 115.9     |                    | 122.0     |               | 113.1     |                | 122.7     |
|                                | Feb.     | 119.0     | 119.1              | 126.5     | 126.9         | 115.6     | 115.6          | 125.9     | 125.5               | 115.9     | 116.1              | 122.2     | 122.7         | 113.0     | 113.0          | 123.6     |
|                                | Mar.     | 119.5     |                    | 128.3     |               | 115.6     |                | 125.6     |                     | 116.4     |                    | 124.0     |               | 113.0     |                | 123.3     |
|                                | Apr.     | 119.6     |                    | 129.1     |               | 115.4     |                | 127.6     |                     | 116.2     |                    | 124.4     |               | 112.5     |                | 125.2     |
|                                | May      | 119.9     | 119.8              | 129.4     | 129.5         | 115.5     | 115.5          | 131.1     | 129.9               | 116.3     | 116.2              | 124.4     | 124.4         | 112.5     | 112.4          | 128.5     |
|                                | June     | 120.0     |                    | 129.9     |               | 115.5     |                | 131.1     |                     | 116.2     |                    | 124.5     |               | 112.3     |                | 128.6     |
|                                | July     | 120.6     |                    | 130.7     |               | 116.1     |                | 129.7     |                     | 116.7     |                    | 125.2     |               | 112.8     |                | 127.0     |
|                                | Aug.     | 121.0     | 121.3              | 131.0     | 131.2         | 116.5     | 116.9          | 131.7     | 130.4               | 117.1     | 117.3              | 125.6     | 125.8         | 113.1     | 113.4          | 128.8     |
|                                | Sep.     | 122.3     |                    | 131.9     |               | 118.0     |                | 129.7     |                     | 118.2     |                    | 126.6     |               | 114.4     |                | 126.8     |
|                                | Oct.     | 122.4     |                    | 132.4     |               | 118.0     |                | 129.1     |                     | 118.2     |                    | 127.2     |               | 114.2     |                | 126.1     |
|                                | Nov.     | 123.7     | 123.6              | 133.1     | 132.7         | 119.7     | 119.7          | 127.5     | 128.5               | 119.4     | 119.3              | 127.7     | 127.4         | 115.7     | 115.7          | 124.3     |
|                                | Dec.     | 124.8     |                    | 132.7     |               | 121.3     |                | 129.0     |                     | 120.3     |                    | 127.4     |               | 117.1     |                | 125.8     |
| 2019                           | Jan.     | 124.7     |                    | 131.4     |               | 121.7     |                | 128.5     |                     | 119.9     |                    | 125.8     |               | 117.2     |                | 125.3     |
|                                | Feb.     | 124.1     | 123.8              | 129.8     | 129.3         | 121.5     | 121.3          | 131.7     | 130.2               | 119.4     | 119.1              | 124.5     | 124.0         | 116.9     | 116.7          | 128.2     |
|                                | Mar.     | 122.7     |                    | 126.7     |               | 120.7     |                | 130.3     |                     | 117.9     |                    | 121.6     |               | 116.0     |                | 126.8     |
|                                | Apr.     | 121.1     |                    | 124.8     |               | 119.4     |                | 126.6     |                     | 116.3     |                    | 119.7     |               | 114.7     |                | 123.1     |
|                                | May      | 120.4     | 120.3              | 123.5     | 123.3         | 118.9     | 118.8          | 126.5     | 127.5               | 115.7     | 115.6              | 118.8     | 118.6         | 114.1     | 114.0          | 123.0     |
|                                | June     | 119.4     |                    | 121.6     |               | 118.2     |                | 129.4     |                     | 114.7     |                    | 117.3     |               | 113.3     |                | 125.6     |
|                                | July     | 119.4     |                    | 120.9     |               | 118.3     |                | 131.5     |                     | 114.7     |                    | 116.9     |               | 113.3     |                | 127.6     |
|                                | Aug.     | 119.1     | 118.9              | 120.7     | 120.4         | 118.0     | 117.8          | 130.7     | 131.4               | 114.4     | 114.2              | 116.9     | 116.6         | 112.9     | 112.8          | 126.7     |
|                                | Sep.     | 118.3     |                    | 119.7     |               | 117.2     |                | 132.1     |                     | 113.6     |                    | 116.0     |               | 112.1     |                | 128.0     |
|                                | Oct.     | 117.3     |                    | 118.3     |               | 116.4     |                | 132.7     |                     | 112.6     |                    | 114.9     |               | 111.1     |                | 128.7     |
|                                | Nov.     | 116.6     | 117.0              | 117.4     | 117.8         | 115.7     | 116.1          | 134.6     | 134.6               | 112.0     | 112.3              | 114.2     | 114.6         | 110.4     | 110.8          | 130.4     |
|                                | Dec.     | 117.1     |                    | 117.7     |               | 116.2     |                | 136.4     |                     | 112.4     |                    | 114.7     |               | 110.8     |                | 132.1     |
| 2020                           | Jan.     | 117.8     |                    | 116.5     |               | 117.6     |                | 138.6     |                     | 112.9     |                    | 113.3     |               | 112.0     |                | 134.2     |
|                                | Feb.     | 117.9     | 117.1              | 117.3     | 116.3         | 117.5     | 116.7          | 138.6     | 139.3               | 113.0     | 112.2              | 114.2     | 113.3         | 111.8     | 111.0          | 133.9     |
|                                | Mar.     | 115.6     |                    | 115.1     |               | 115.0     |                | 140.7     |                     | 110.8     |                    | 112.3     |               | 109.3     |                | 136.0     |
|                                | Apr.     | 114.8     |                    | 111.9     |               | 115.1     |                | 141.1     |                     | 110.0     |                    | 109.4     |               | 109.3     |                | 136.3     |
|                                | May      | 114.0     | 115.9              | 110.0     | 110.1         | 114.8     | 117.4          | 141.0     | 141.6               | 109.3     | 111.1              | 107.7     | 107.8         | 109.1     | 111.5          | 136.1     |
|                                | June     | 118.9     |                    | 108.4     |               | 122.4     |                | 142.8     |                     | 113.9     |                    | 106.3     |               | 116.2     |                | 137.7     |
|                                | July     | 119.0     |                    | 111.0     |               | 121.4     |                | 144.5     |                     | 114.1     |                    | 109.0     |               | 115.3     |                | 139.3     |
|                                | Aug.     | 120.1     | 120.4              | 113.0     | 113.3         | 122.0     | 122.3          | 149.1     | 149.3               | 115.1     | 115.4              | 111.0     | 111.2         | 115.8     | 116.1          | 143.7     |
|                                | Sep.     | 122.0     |                    | 115.8     |               | 123.5     |                | 154.3     |                     | 117.0     |                    | 113.6     |               | 117.3     |                | 148.5     |
|                                | Oct.     | 124.0     |                    | 119.2     |               | 124.6     |                | 164.0     |                     | 118.8     |                    | 116.9     |               | 118.2     |                | 157.8     |
|                                | Nov.     | 125.6     | 125.1              | 123.1     | 123.1         | 125.2     | 124.6          | 166.7     | 165.8               | 120.5     | 119.9              | 121.1     | 120.9         | 118.8     | 118.1          | 160.4     |
|                                | Dec.     | 125.8     |                    | 127.0     |               | 123.9     |                | 166.8     |                     | 120.4     |                    | 124.6     |               | 117.3     |                | 160.4     |
| 2021                           | Jan.     | 128.1     |                    | 131.2     |               | 125.1     |                | 178.2     |                     | 122.3     |                    | 127.6     |               | 118.4     |                | 170.8     |
|                                | Feb.     | 130.7     | 130.8              | 135.9     | 135.9         | 126.8     | 127.0          | 181.5     | 181.5               | 124.4     | 124.4              | 131.4     | 131.2         | 119.8     | 119.9          | 173.8     |
|                                | Mar.     | 133.7     |                    | 140.7     |               | 129.0     |                | 184.9     |                     | 126.6     |                    | 134.7     |               | 121.5     |                | 176.8     |
|                                | Apr.     | 136.6     |                    | 144.3     |               | 131.4     |                | 194.8     |                     | 128.7     |                    | 136.1     |               | 123.6     |                | 185.8     |
|                                | May      | 140.7     | 141.7              | 148.5     | 148.9         | 134.6     | 136.3          | 221.8     | 211.1               | 131.5     | 132.6              | 137.7     | 138.5         | 126.2     | 127.8          | 211.4     |
|                                | June     | 147.8     |                    | 153.9     |               | 142.8     |                | 216.6     |                     | 137.7     |                    | 141.7     |               | 133.6     |                | 205.8     |
|                                | July     | 153.5     |                    | 158.0     |               | 149.3     |                | 221.6     |                     | 141.7     |                    | 142.2     |               | 139.1     |                | 209.9     |
|                                | Aug.     | 157.4     | 157.1              | 162.2     | 162.2         | 153.2     | 152.8          | 220.1     | 220.0               | 144.0     | 143.9              | 144.3     | 144.5         | 141.7     | 141.4          | 208.1     |
|                                | Sep.     | 160.4     |                    | 166.5     |               | 155.8     |                | 218.4     |                     | 146.0     |                    | 147.1     |               | 143.4     |                | 205.7     |
|                                | Oct.     | 163.9     |                    | 170.1     |               | 159.3     |                | 222.6     |                     | 148.3     |                    | 148.9     |               | 146.0     |                | 209.3     |
|                                | Nov.     | 166.5     | 167.2              | 172.5     | 172.6         | 162.2     | 163.1          | 217.0     | 220.9               | 149.8     | 150.6              | 149.7     | 149.9         | 148.0     | 148.9          | 203.6     |
|                                | Dec.     | 171.3     |                    | 175.3     |               | 167.9     |                | 223.2     |                     | 153.6     |                    | 151.1     |               | 152.8     |                | 208.8     |
| 2022                           | Jan.     | 173.0     |                    | 179.4     |               | 168.7     |                | 218.3     |                     | 152.3     |                    | 150.4     |               | 151.3     |                | 202.4     |
|                                | Feb.     | 175.5     | 175.7              | 180.8     | 181.6         | 171.7     | 171.6          | 222.3     | 223.0               | 153.7     | 153.7              | 150.0     | 150.3         | 153.4     | 153.2          | 205.2     |
|                                | Mar.     | 178.6     |                    | 184.6     |               | 174.3     |                | 228.5     |                     | 155.0     |                    | 150.4     |               | 155.0     |                | 210.1     |
|                                | Apr.     | 182.1     |                    | 188.7     |               | 177.1     |                | 246.4     |                     | 155.8     |                    | 150.1     |               | 155.8     |                | 225.4     |
|                                | May      | 184.7     | 185.3              | 190.7     | 191.0         | 179.6     | 180.4          | 257.6     | 257.0               | 156.9     | 157.6              | 149.8     | 150.7         | 157.2     | 157.8          | 234.7     |
|                                | June     | 189.2     |                    | 193.7     |               | 184.6     |                | 267.0     |                     | 160.0     |                    | 152.1     |               | 160.4     |                | 241.9     |
|                                | July     | 191.2     |                    | 197.0     |               | 186.1     |                | 268.9     |                     | 160.6     |                    | 154.2     |               | 160.4     |                | 241.8     |
|                                | Aug.     | 192.1     | 192.0              | 197.8     | 197.4         | 187.0     | 187.0          | 272.5     | 272.6               | 160.6     | 160.6              | 154.3     | 154.1         | 160.4     | 160.4          | 243.7     |
|                                | Sep.     | 192.7     |                    | 197.4     |               | 187.9     |                | 276.4     |                     | 160.5     |                    | 153.7     |               | 160.4     |                | 246.3     |
|                                | Oct.     | 194.2     |                    | 198.3     |               | 189.5     |                | 279.5     |                     | 160.9     |                    | 153.8     |               | 160.9     |                | 247.7     |
|                                | Nov.     | 193.3     | ...                | 197.0     | ...           | 188.9     | ...            | 277.7     | ...                 | 159.9     | ...                | 153.5     | ...           | 159.6     | ...            | 245.4     |

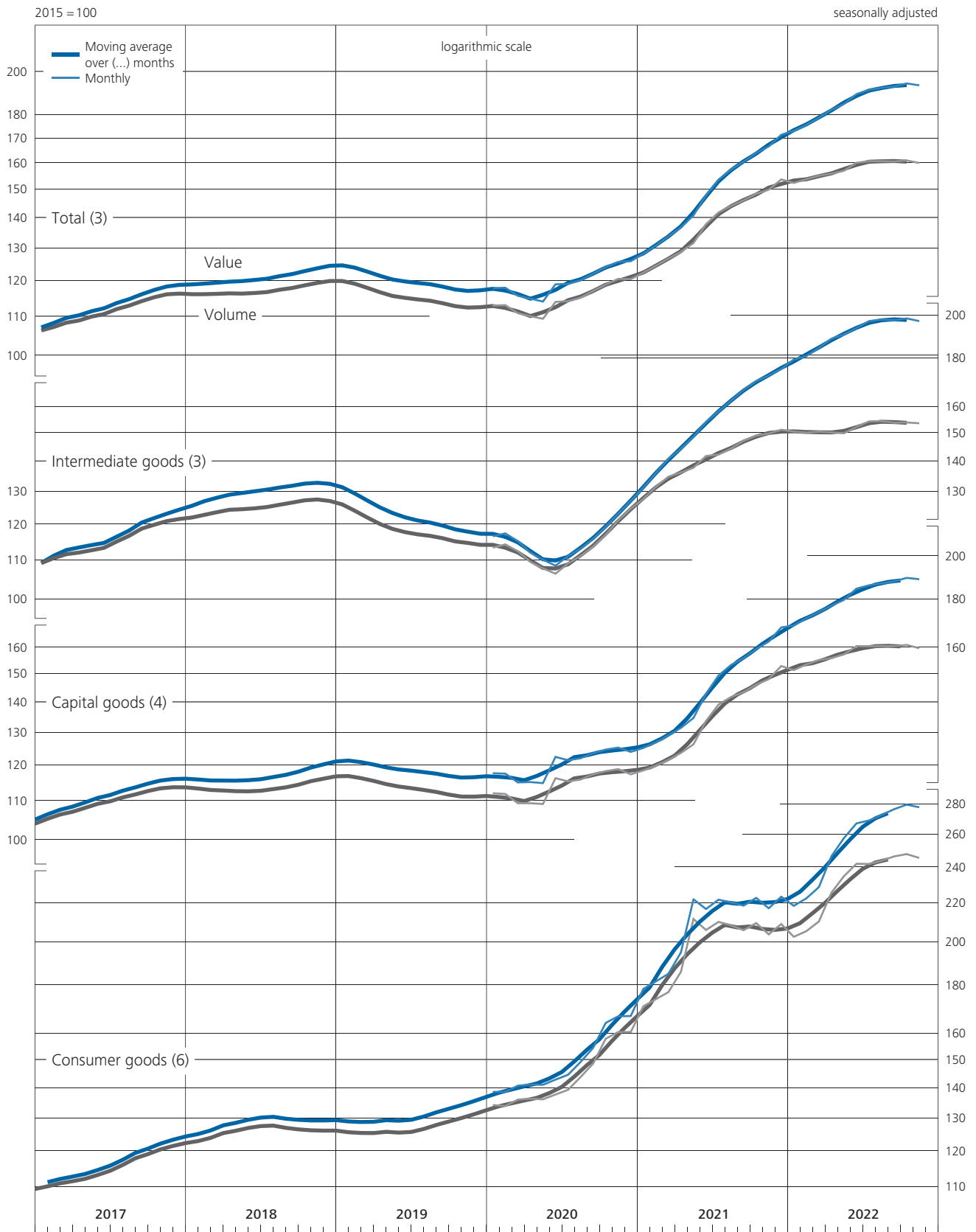
Source of the unadjusted figures: Federal Statistical Office. \* See explanatory notes, section on classifications; figures for specialist sections of local units; excluding value added tax; based on reports from local units with at least 50 employed persons. <sup>1</sup> As of

2018 stock of orders at 2015 prices, previously at 2010 prices. <sup>2</sup> Share of total stock of orders by industry in base year 2015. <sup>3</sup> Figures as of January 2022 provisional.

### III. Economic activity and prices

#### 3. Stock of orders

##### b) Stock of orders by industry\* from the domestic market



\* Excluding value added tax.

### III. Economic activity and prices

#### 3. Stock of orders

##### c) Stock of orders by industry \* from abroad

2015 = 100

seasonally adjusted

| Percentage weight <sup>2</sup> | Value    |           |                    |           |               |           |                |           | Volume <sup>1</sup> |           |                    |           |               |           |                |           |
|--------------------------------|----------|-----------|--------------------|-----------|---------------|-----------|----------------|-----------|---------------------|-----------|--------------------|-----------|---------------|-----------|----------------|-----------|
|                                | Industry |           | Intermediate goods |           | Capital goods |           | Consumer goods |           | Industry            |           | Intermediate goods |           | Capital goods |           | Consumer goods |           |
|                                | 67.06    |           | 8.95               |           | 56.62         |           | 1.49           |           | 67.06               |           | 8.95               |           | 56.62         |           | 1.49           |           |
| Period                         | monthly  | quarterly | monthly            | quarterly | monthly       | quarterly | monthly        | quarterly | monthly             | quarterly | monthly            | quarterly | monthly       | quarterly | monthly        | quarterly |
| 2017 July                      | 108.4    |           | 113.6              |           | 106.8         |           | 137.6          |           | 107.2               |           | 113.2              |           | 105.5         |           | 137.5          |           |
| Aug.                           | 109.1    | 109.2     | 116.1              | 115.7     | 107.2         | 107.4     | 139.7          | 138.6     | 107.9               | 108.0     | 115.6              | 115.2     | 105.9         | 106.1     | 139.9          | 138.8     |
| Sep.                           | 110.0    |           | 117.5              |           | 108.1         |           | 138.5          |           | 108.8               |           | 116.7              |           | 106.8         |           | 138.9          |           |
| Oct.                           | 111.0    |           | 118.1              |           | 109.2         |           | 139.6          |           | 109.7               |           | 116.6              |           | 107.8         |           | 139.8          |           |
| Nov.                           | 111.4    | 112.0     | 120.8              | 120.5     | 109.1         | 109.9     | 142.2          | 141.3     | 109.9               | 110.4     | 119.2              | 118.7     | 107.6         | 108.3     | 142.5          | 141.6     |
| Dec.                           | 113.5    |           | 122.6              |           | 111.3         |           | 142.1          |           | 111.7               |           | 120.3              |           | 109.6         |           | 142.4          |           |
| 2018 Jan.                      | 115.0    |           | 123.8              |           | 112.9         |           | 144.0          |           | 113.4               |           | 120.7              |           | 111.4         |           | 144.7          |           |
| Feb.                           | 117.1    | 116.5     | 124.5              | 124.4     | 115.2         | 114.5     | 144.0          | 142.3     | 115.3               | 114.7     | 121.0              | 121.1     | 113.6         | 113.0     | 145.5          | 143.5     |
| Mar.                           | 117.3    |           | 125.0              |           | 115.5         |           | 139.0          |           | 115.5               |           | 121.6              |           | 113.9         |           | 140.4          |           |
| Apr.                           | 118.2    |           | 128.5              |           | 116.1         |           | 136.4          |           | 116.2               |           | 124.7              |           | 114.3         |           | 137.7          |           |
| May                            | 119.3    | 119.2     | 129.9              | 129.7     | 117.2         | 117.1     | 137.1          | 136.9     | 117.0               | 116.9     | 125.5              | 125.2     | 115.1         | 115.0     | 138.0          | 137.9     |
| June                           | 120.0    |           | 130.6              |           | 117.9         |           | 137.3          |           | 117.5               |           | 125.5              |           | 115.7         |           | 138.0          |           |
| July                           | 120.1    |           | 131.3              |           | 117.8         |           | 141.6          |           | 117.3               |           | 125.5              |           | 115.4         |           | 142.5          |           |
| Aug.                           | 120.4    | 120.6     | 131.6              | 131.4     | 118.2         | 118.5     | 136.6          | 137.8     | 117.4               | 117.7     | 125.8              | 125.7     | 115.6         | 115.9     | 137.4          | 138.6     |
| Sep.                           | 121.3    |           | 131.4              |           | 119.4         |           | 135.2          |           | 118.3               |           | 125.9              |           | 116.7         |           | 136.0          |           |
| Oct.                           | 122.9    |           | 131.7              |           | 121.2         |           | 136.7          |           | 119.7               |           | 126.0              |           | 118.3         |           | 137.3          |           |
| Nov.                           | 123.5    | 123.5     | 131.7              | 131.5     | 121.8         | 121.9     | 137.9          | 136.7     | 120.3               | 120.2     | 125.8              | 125.7     | 119.0         | 119.0     | 138.6          | 137.3     |
| Dec.                           | 124.0    |           | 131.2              |           | 122.6         |           | 135.4          |           | 120.7               |           | 125.2              |           | 119.6         |           | 136.1          |           |
| 2019 Jan.                      | 120.2    |           | 129.9              |           | 118.2         |           | 138.4          |           | 116.8               |           | 123.9              |           | 115.1         |           | 139.3          |           |
| Feb.                           | 119.6    | 119.8     | 128.1              | 128.3     | 117.8         | 118.0     | 139.7          | 139.0     | 116.3               | 116.4     | 122.4              | 122.5     | 114.7         | 114.8     | 140.5          | 139.7     |
| Mar.                           | 119.6    |           | 126.9              |           | 118.0         |           | 138.8          |           | 116.1               |           | 121.3              |           | 114.7         |           | 139.3          |           |
| Apr.                           | 119.6    |           | 125.0              |           | 118.1         |           | 143.4          |           | 116.0               |           | 119.8              |           | 114.7         |           | 144.0          |           |
| May                            | 119.4    | 119.6     | 124.0              | 124.2     | 118.1         | 118.2     | 143.2          | 143.6     | 115.9               | 115.9     | 119.1              | 119.3     | 114.7         | 114.7     | 143.8          | 144.3     |
| June                           | 119.7    |           | 123.6              |           | 118.4         |           | 144.3          |           | 115.9               |           | 118.9              |           | 114.7         |           | 145.0          |           |
| July                           | 119.1    |           | 122.9              |           | 117.9         |           | 144.2          |           | 115.2               |           | 118.4              |           | 113.9         |           | 144.7          |           |
| Aug.                           | 119.3    | 119.3     | 124.2              | 123.7     | 117.8         | 117.9     | 145.9          | 146.9     | 115.2               | 115.3     | 119.7              | 119.2     | 113.7         | 113.8     | 146.4          | 147.3     |
| Sep.                           | 119.6    |           | 124.1              |           | 118.1         |           | 150.5          |           | 115.5               |           | 119.6              |           | 113.9         |           | 150.8          |           |
| Oct.                           | 119.8    |           | 123.3              |           | 118.5         |           | 147.1          |           | 115.4               |           | 118.6              |           | 114.1         |           | 147.5          |           |
| Nov.                           | 119.7    | 119.8     | 121.1              | 122.6     | 118.7         | 118.6     | 148.6          | 148.0     | 115.2               | 115.3     | 116.7              | 118.2     | 114.1         | 114.0     | 148.8          | 148.3     |
| Dec.                           | 119.8    |           | 123.5              |           | 118.5         |           | 148.4          |           | 115.4               |           | 119.2              |           | 113.9         |           | 148.7          |           |
| 2020 Jan.                      | 120.9    |           | 124.4              |           | 119.6         |           | 150.8          |           | 116.5               |           | 120.9              |           | 114.9         |           | 150.9          |           |
| Feb.                           | 121.5    | 120.8     | 126.4              | 125.7     | 119.9         | 119.3     | 152.9          | 152.4     | 116.9               | 116.4     | 122.5              | 122.0     | 115.1         | 114.6     | 152.9          | 152.6     |
| Mar.                           | 120.1    |           | 126.2              |           | 118.3         |           | 153.4          |           | 115.8               |           | 122.6              |           | 113.8         |           | 153.9          |           |
| Apr.                           | 118.5    |           | 120.4              |           | 117.3         |           | 153.6          |           | 114.2               |           | 117.5              |           | 112.7         |           | 153.7          |           |
| May                            | 117.6    | 117.9     | 116.6              | 118.2     | 116.8         | 116.9     | 153.6          | 152.6     | 113.3               | 113.6     | 114.0              | 115.5     | 112.1         | 112.3     | 153.6          | 152.8     |
| June                           | 117.5    |           | 117.5              |           | 116.6         |           | 150.7          |           | 113.3               |           | 115.0              |           | 112.0         |           | 151.0          |           |
| July                           | 116.9    |           | 119.0              |           | 115.6         |           | 152.6          |           | 112.8               |           | 116.7              |           | 111.1         |           | 152.5          |           |
| Aug.                           | 118.6    | 118.5     | 119.5              | 120.3     | 117.4         | 117.2     | 157.8          | 157.6     | 114.4               | 114.4     | 117.3              | 118.1     | 112.8         | 112.6     | 157.9          | 157.7     |
| Sep.                           | 120.1    |           | 122.4              |           | 118.6         |           | 162.5          |           | 115.9               |           | 120.2              |           | 114.0         |           | 162.8          |           |
| Oct.                           | 122.0    |           | 125.5              |           | 120.2         |           | 168.5          |           | 117.7               |           | 123.0              |           | 115.5         |           | 168.8          |           |
| Nov.                           | 122.8    | 122.9     | 128.0              | 128.2     | 120.7         | 120.7     | 170.7          | 171.8     | 118.1               | 118.4     | 125.2              | 125.4     | 115.6         | 115.8     | 170.9          | 172.2     |
| Dec.                           | 123.8    |           | 131.0              |           | 121.3         |           | 176.3          |           | 119.3               |           | 127.9              |           | 116.4         |           | 176.8          |           |
| 2021 Jan.                      | 124.8    |           | 135.5              |           | 121.6         |           | 181.2          |           | 120.0               |           | 131.8              |           | 116.5         |           | 181.4          |           |
| Feb.                           | 126.9    | 126.8     | 139.7              | 140.0     | 123.4         | 123.3     | 182.8          | 183.4     | 121.8               | 121.8     | 134.9              | 135.2     | 118.2         | 118.1     | 182.9          | 183.5     |
| Mar.                           | 128.8    |           | 144.7              |           | 124.8         |           | 186.2          |           | 123.5               |           | 138.8              |           | 119.5         |           | 186.1          |           |
| Apr.                           | 132.3    |           | 151.6              |           | 127.7         |           | 191.0          |           | 126.5               |           | 143.5              |           | 122.2         |           | 190.8          |           |
| May                            | 135.1    | 135.3     | 155.8              | 155.6     | 130.2         | 130.4     | 199.4          | 201.8     | 128.9               | 129.0     | 146.0              | 145.6     | 124.4         | 124.5     | 198.8          | 201.3     |
| June                           | 138.6    |           | 159.5              |           | 133.3         |           | 214.9          |           | 131.6               |           | 147.4              |           | 127.0         |           | 214.3          |           |
| July                           | 141.4    |           | 164.3              |           | 135.8         |           | 219.2          |           | 132.9               |           | 149.4              |           | 128.1         |           | 217.5          |           |
| Aug.                           | 144.7    | 145.6     | 169.7              | 169.4     | 138.8         | 139.9     | 218.7          | 219.1     | 135.4               | 136.2     | 152.7              | 152.5     | 130.6         | 131.6     | 216.8          | 217.2     |
| Sep.                           | 150.6    |           | 174.3              |           | 145.1         |           | 219.4          |           | 140.4               |           | 155.4              |           | 136.0         |           | 217.3          |           |
| Oct.                           | 152.8    |           | 176.5              |           | 147.2         |           | 224.2          |           | 141.8               |           | 155.8              |           | 137.5         |           | 221.1          |           |
| Nov.                           | 155.6    | 155.4     | 181.8              | 181.4     | 149.4         | 149.3     | 237.6          | 235.1     | 143.8               | 143.6     | 158.7              | 158.3     | 139.1         | 139.0     | 233.8          | 231.4     |
| Dec.                           | 157.9    |           | 185.9              |           | 151.3         |           | 243.5          |           | 145.3               |           | 160.5              |           | 140.5         |           | 239.3          |           |
| 2022 Jan.                      | 159.6    |           | 189.0              |           | 152.5         |           | 253.2          |           | 144.8               |           | 160.0              |           | 139.8         |           | 244.8          |           |
| Feb.                           | 162.8    | 162.7     | 192.5              | 192.1     | 155.8         | 155.6     | 254.2          | 256.7     | 146.8               | 146.6     | 160.8              | 160.2     | 142.0         | 141.9     | 244.7          | 246.5     |
| Mar.                           | 165.6    |           | 194.7              |           | 158.5         |           | 262.6          |           | 148.2               |           | 159.7              |           | 143.8         |           | 250.1          |           |
| Apr.                           | 168.0    |           | 197.2              |           | 160.7         |           | 270.7          |           | 148.8               |           | 158.9              |           | 144.4         |           | 256.1          |           |
| May                            | 169.6    | 169.2     | 199.3              | 200.2     | 162.1         | 161.8     | 280.4          | 268.4     | 149.3               | 149.0     | 159.3              | 160.3     | 144.7         | 144.5     | 264.7          | 252.8     |
| June                           | 170.1    |           | 204.1              |           | 162.6         |           | 254.1          |           | 148.9               |           | 162.6              |           | 144.4         |           | 237.7          |           |
| July                           | 172.4    |           | 205.2              |           | 165.1         |           | 253.6          |           | 149.1               |           | 162.2              |           | 144.8         |           | 235.1          |           |
| Aug.                           | 174.7    | 173.5     | 206.2              | 205.1     | 167.5         | 166.3     | 260.6          | 258.9     | 149.7               | 148.8     | 162.0              | 161.1     | 145.4         | 144.6     | 240.4          | 238.6     |
| Sep.                           | 173.5    |           | 203.8              |           | 166.4         |           | 262.4          |           | 147.7               |           | 159.1              |           | 143.5         |           | 240.4          |           |
| Oct.                           | 174.5    |           | 201.6              |           | 167.9         |           | 266.0          |           | 148.1               |           | 157.1              |           | 144.2         |           | 242.2          |           |
| Nov.                           | 172.0    | ...       | 198.9              | ...       | 165.4         | ...       | 265.5          | ...       | 145.8               | ...       | 155.5              | ...       | 141.8         | ...       | 242.3          | ...       |

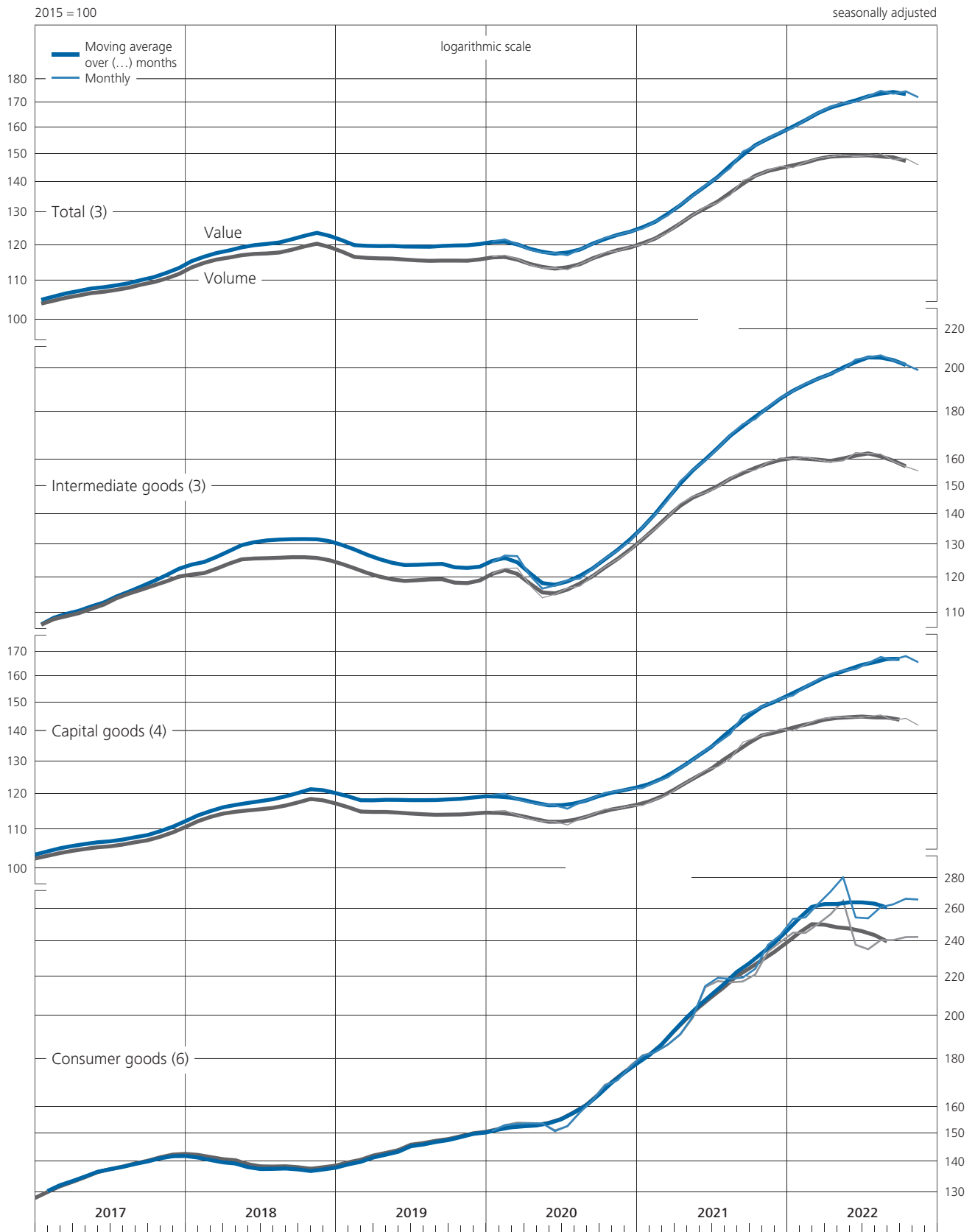
Source of the unadjusted figures: Federal Statistical Office. \* See explanatory notes, section on classifications; figures for specialist sections of local units; excluding value added tax; based on reports from local units with at least 50 employed persons. <sup>1</sup> As of

2018 stock of orders at 2015 prices, previously at 2010 prices. <sup>2</sup> Share of total stock of orders by industry in base year 2015. <sup>3</sup> Figures as of January 2022 provisional.

III. Economic activity and prices

3. Stock of orders

c) Stock of orders by industry\* from abroad



### III. Economic activity and prices

#### 3. Stock of orders

##### d) Stock of orders by selected branches of industry \* - value

2015 = 100

seasonally adjusted

| WZ 2008 1                     | Manufacture of chemicals, chemical products, basic pharmaceutical products and pharmaceutical preparations |           |           |           |           |           | Manufacture of basic metals and fabricated metal products, except machinery and equipment |           | Manufacture of computer, electronic, optical products and of electrical equipment |           | Manufacture of machinery and equipment n.e.c.               |           | Manufacture of motor vehicles, trailers and semi-trailers        |           | Memo item: |  |
|-------------------------------|--|-----------|-----------|-----------|-----------|-----------|---|-----------|---|-----------|---|-----------|--|-----------|------------|--|
|                               | 20 and 21  |           | 24 and 25 |           | 26 and 27 |           | 28  |           | 29  |           | Industry excluding manufacture of other transport equipment |           | Capital goods excluding manufacture of other transport equipment |           |            |  |
| Percentage weight 2<br>Period | 2.75   |           | 11.28     |           | 11.17     |           | 29.21   |           | 15.06   |           | 70.92   |           | 50.29  |           |            |  |
|                               | monthly  | quarterly | monthly   | quarterly | monthly   | quarterly | monthly   | quarterly | monthly   | quarterly | monthly   | quarterly | monthly  | quarterly |            |  |
| <b>Total</b>                  |  |           |           |           |           |           |   |           |   |           |   |           |  |           |            |  |
|                               | (R)  |           |           |           |           |           |   |           |   |           |   |           |  |           |            |  |
| 2020 July                     | 148.8  |           | 109.4     |           | 129.6     |           | 108.6   |           | 131.1   |           | 117.8   |           | 117.4  |           |            |  |
| Aug.                          | 152.7  | 152.3     | 109.8     | 111.2     | 130.5     | 130.8     | 109.6   | 109.3     | 133.4   | 134.4     | 119.7   | 119.9     | 119.5  | 119.6     |            |  |
| Sep.                          | 155.4  |           | 114.3     |           | 132.4     |           | 109.6   |           | 138.8   |           | 122.2   |           | 121.9  |           |            |  |
| Oct.                          | 161.5  |           | 117.0     |           | 134.2     |           | 110.5   |           | 145.2   |           | 125.2   |           | 124.5  |           |            |  |
| Nov.                          | 165.7  | 165.9     | 120.0     | 119.9     | 136.1     | 136.2     | 112.0   | 111.8     | 141.6   | 142.7     | 126.3   | 126.2     | 124.9  | 124.8     |            |  |
| Dec.                          | 170.6  |           | 122.6     |           | 138.3     |           | 112.9   |           | 141.4   |           | 127.2   |           | 124.9  |           |            |  |
| 2021 Jan.                     | 175.3  |           | 125.6     |           | 142.6     |           | 113.9   |           | 140.9   |           | 129.4   |           | 125.9  |           |            |  |
| Feb.                          | 184.0  | 183.6     | 128.9     | 129.2     | 145.2     | 146.1     | 115.8   | 116.0     | 147.1   | 146.6     | 132.9   | 132.8     | 129.2  | 129.0     |            |  |
| Mar.                          | 191.4  |           | 133.1     |           | 150.6     |           | 118.3   |           | 151.7   |           | 136.2   |           | 131.8  |           |            |  |
| Apr.                          | 200.5  |           | 139.1     |           | 153.8     |           | 120.4   |           | 161.2   |           | 140.7   |           | 136.2  |           |            |  |
| May                           | 212.2  | 209.9     | 143.1     | 143.5     | 158.0     | 158.7     | 123.2   | 123.2     | 168.7   | 168.9     | 144.8   | 145.3     | 140.0  | 140.6     |            |  |
| June                          | 217.1  |           | 148.3     |           | 164.3     |           | 126.1   |           | 176.8   |           | 150.3   |           | 145.6  |           |            |  |
| July                          | 223.2  |           | 152.9     |           | 167.8     |           | 128.6   |           | 182.4   |           | 153.1   |           | 147.8  |           |            |  |
| Aug.                          | 230.3  | 227.5     | 156.0     | 156.2     | 172.0     | 172.0     | 131.6   | 132.7     | 186.8   | 189.2     | 157.6   | 158.3     | 152.3  | 153.5     |            |  |
| Sep.                          | 229.1  |           | 159.8     |           | 176.2     |           | 137.8   |           | 198.3   |           | 164.3   |           | 160.3  |           |            |  |
| Oct.                          | 234.6  |           | 160.8     |           | 180.8     |           | 140.6   |           | 204.3   |           | 168.1   |           | 164.1  |           |            |  |
| Nov.                          | 235.1  | 236.0     | 163.4     | 163.3     | 185.3     | 185.6     | 143.2   | 143.6     | 208.5   | 208.4     | 171.8   | 171.7     | 167.7  | 167.6     |            |  |
| Dec.                          | 238.4  |           | 165.7     |           | 190.6     |           | 147.1   |           | 212.5   |           | 175.3   |           | 171.1  |           |            |  |
| 2022 Jan.                     | 239.3  | 3         | 172.8     |           | 195.8     |           | 149.8   |           | 214.0   |           | 178.8   |           | 174.6  |           |            |  |
| Feb.                          | 238.5  | 238.0     | 175.5     | 175.7     | 200.8     | 202.1     | 151.9   | 152.1     | 218.0   | 218.2     | 181.8   | 181.9     | 177.9  | 177.9     |            |  |
| Mar.                          | 236.1  |           | 178.9     |           | 209.7     |           | 154.6   |           | 222.6   |           | 185.1   |           | 181.1  |           |            |  |
| Apr.                          | 242.2  |           | 182.2     |           | 215.9     |           | 157.6   |           | 225.2   |           | 188.5   |           | 184.2  |           |            |  |
| May                           | 247.8  | 241.7     | 183.1     | 183.4     | 221.0     | 221.1     | 159.5   | 160.0     | 229.1   | 228.2     | 190.9   | 191.1     | 186.7  | 187.0     |            |  |
| June                          | 235.2  |           | 184.8     |           | 226.4     |           | 162.9   |           | 230.4   |           | 193.9   |           | 190.1  |           |            |  |
| July                          | 233.6  |           | 184.1     |           | 233.2     |           | 163.6   |           | 238.4   |           | 195.5   |           | 191.5  |           |            |  |
| Aug.                          | 231.3  | 229.6     | 186.5     | 185.9     | 236.6     | 235.8     | 165.4   | 165.1     | 237.3   | 237.5     | 197.5   | 197.2     | 193.7  | 193.6     |            |  |
| Sep.                          | 223.8  |           | 187.0     |           | 237.5     |           | 166.3   |           | 236.9   |           | 198.6   |           | 195.6  |           |            |  |
| Oct.                          | 217.7  |           | 187.4     |           | 240.0     |           | 169.7   |           | 236.2   |           | 200.3   |           | 197.9  |           |            |  |
| Nov.                          | 207.7  | ...       | 185.7     | ...       | 239.2     | ...       | 169.2   | ...       | 232.6   | ...       | 199.0   | ...       | 197.1  | ...       |            |  |
| <b>Domestic and abroad</b>    |  |           |           |           |           |           |   |           |   |           |   |           |  |           |            |  |
| Percentage weight 2<br>Period | Domestic   | Abroad    | Domestic  | Abroad    | Domestic  | Abroad    | Domestic  | Abroad    | Domestic  | Abroad    | Domestic  | Abroad    | Domestic   | Abroad    |            |  |
|                               | 0.90   | 1.84      | 6.45      | 4.83      | 4.81      | 6.36      | 8.77  | 20.44     | 5.62  | 9.44      | 27.31   | 43.61     | 17.08  | 33.21     |            |  |
| (R)                           |  |           |           |           |           |           |   |           |   |           |   |           |  |           |            |  |
| 2020 Q3                       | 146.6  | 155.1     | 112.3     | 109.7     | 132.2     | 129.8     | 106.5   | 110.4     | 122.0   | 141.9     | 117.3   | 121.5     | 118.1  | 120.4     |            |  |
| Q4                            | 162.5  | 167.6     | 121.5     | 117.7     | 138.7     | 134.3     | 108.2   | 113.3     | 125.6   | 152.9     | 123.2   | 128.1     | 121.6  | 126.3     |            |  |
| 2021 Q1                       | 184.3  | 183.2     | 131.4     | 126.3     | 150.1     | 143.2     | 112.7   | 117.4     | 125.1   | 159.3     | 129.6   | 134.8     | 124.2  | 131.4     |            |  |
| Q2                            | 213.5  | 208.1     | 144.4     | 142.3     | 164.0     | 154.7     | 120.7   | 124.3     | 141.9   | 185.0     | 141.7   | 147.5     | 135.3  | 143.3     |            |  |
| Q3                            | 224.2  | 229.1     | 156.7     | 155.6     | 181.0     | 165.3     | 129.4   | 134.0     | 158.7   | 207.3     | 155.0   | 160.4     | 148.8  | 155.8     |            |  |
| Q4                            | 227.6  | 240.2     | 162.5     | 164.3     | 195.2     | 178.3     | 138.0   | 146.0     | 176.7   | 227.3     | 166.5   | 174.9     | 161.3  | 170.9     |            |  |
| 2022 Q1                       | 231.7  | 241.1     | 168.2     | 185.7     | 208.5     | 197.3     | 145.4   | 154.9     | 188.3   | 236.0     | 175.0   | 186.2     | 170.0  | 181.8     |            |  |
| Q2                            | 244.8  | 240.2     | 175.8     | 193.4     | 226.0     | 217.4     | 154.4   | 162.4     | 201.0   | 244.5     | 184.9   | 194.9     | 179.4  | 190.8     |            |  |
| Q3                            | 248.9  | 220.1     | 177.5     | 197.0     | 242.5     | 230.7     | 160.7   | 167.0     | 211.9   | 252.7     | 193.2   | 199.7     | 188.5  | 196.1     |            |  |
| 2021 Nov.                     | 224.2  | 240.5     | 162.8     | 164.1     | 194.6     | 178.3     | 137.5   | 145.6     | 177.0   | 227.3     | 166.6   | 175.0     | 161.7  | 170.8     |            |  |
| Dec.                          | 228.1  | 243.5     | 163.9     | 168.0     | 198.9     | 184.4     | 141.1   | 149.6     | 182.3   | 230.5     | 169.5   | 178.8     | 164.6  | 174.4     |            |  |
| 2022 Jan.                     | 230.8  | 243.5     | 165.8     | 182.2     | 202.4     | 190.8     | 142.9   | 152.6     | 182.9   | 232.5     | 171.9   | 183.1     | 166.4  | 178.7     |            |  |
| Feb.                          | 229.8  | 242.7     | 167.9     | 185.6     | 208.1     | 195.3     | 145.0   | 154.8     | 188.7   | 235.4     | 175.1   | 185.9     | 170.7  | 181.5     |            |  |
| Mar.                          | 234.4  | 237.0     | 171.0     | 189.4     | 214.9     | 205.8     | 148.4   | 157.2     | 193.3   | 240.1     | 177.9   | 189.6     | 172.8  | 185.3     |            |  |
| Apr.                          | 239.4  | 243.5     | 174.0     | 193.2     | 220.6     | 212.3     | 151.4   | 160.2     | 197.0   | 242.0     | 181.6   | 192.7     | 175.8  | 188.4     |            |  |
| May                           | 244.2  | 249.5     | 175.6     | 193.2     | 226.7     | 216.8     | 153.2   | 162.1     | 199.9   | 246.5     | 183.8   | 195.3     | 177.7  | 191.2     |            |  |
| June                          | 250.8  | 227.6     | 177.9     | 193.9     | 230.6     | 223.2     | 158.5   | 164.8     | 206.1   | 244.9     | 189.3   | 196.7     | 184.6  | 192.9     |            |  |
| July                          | 251.9  | 224.7     | 177.1     | 193.5     | 240.7     | 227.6     | 159.2   | 165.5     | 212.3   | 253.9     | 192.0   | 197.6     | 187.0  | 193.7     |            |  |
| Aug.                          | 251.4  | 221.5     | 178.2     | 197.5     | 242.8     | 231.9     | 160.6   | 167.4     | 212.0   | 252.3     | 193.4   | 200.0     | 188.8  | 196.2     |            |  |
| Sep.                          | 243.5  | 214.1     | 177.3     | 200.0     | 244.1     | 232.6     | 162.2   | 168.0     | 211.4   | 252.0     | 194.1   | 201.4     | 189.8  | 198.5     |            |  |
| Oct.                          | 242.4  | 205.6     | 178.1     | 199.8     | 247.7     | 234.3     | 166.4   | 171.1     | 209.1   | 252.3     | 195.9   | 203.0     | 191.9  | 201.0     |            |  |
| Nov.                          | 234.9  | 194.4     | 176.7     | 197.8     | 249.0     | 231.9     | 165.3   | 170.8     | 208.0   | 247.3     | 195.5   | 201.2     | 192.2  | 199.5     |            |  |

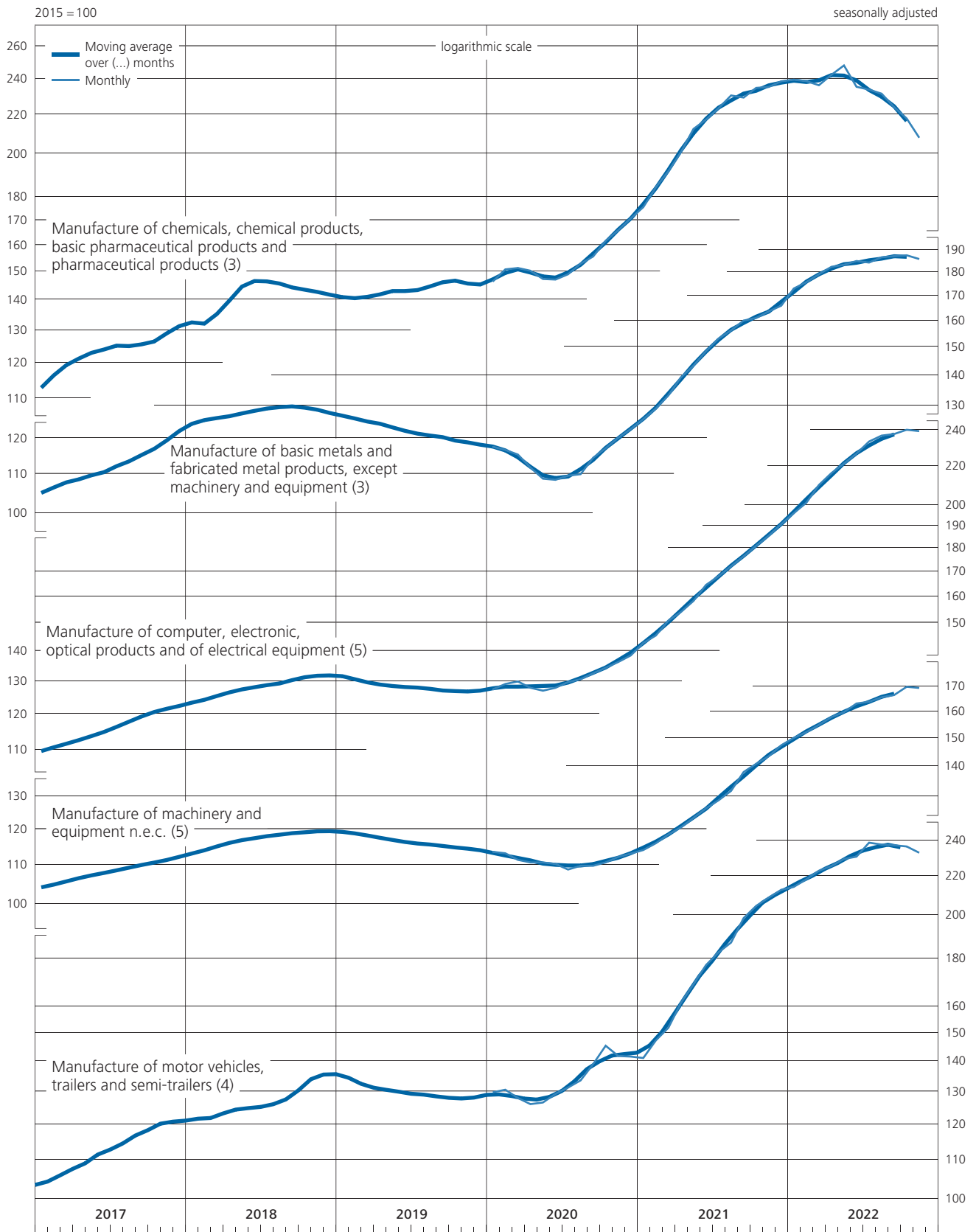
Source of the unadjusted figures: Federal Statistical Office. \* Figures for specialist sections of local units; excluding value added tax; based on reports from local units with at least 50 employed persons. 1 Classification of Economic Activities, 2008 edition.

2 Share of total stock of orders by industry in base year 2015. 3 Figures as of January 2022 provisional.

III. Economic activity and prices

3. Stock of orders

d) Stock of orders by selected branches of industry\* – value



\* Excluding value added tax.

### III. Economic activity and prices

#### 3. Stock of orders

##### e) Stock of orders by selected branches of industry \* - volume

2015 = 100

seasonally adjusted

| WZ 2008 1                  | Manufacture of chemicals, chemical products, basic pharmaceutical products and pharmaceutical preparations |           | Manufacture of basic metals and fabricated metal products, except machinery and equipment |           | Manufacture of computer, electronic, optical products and of electrical equipment |           | Manufacture of machinery and equipment n.e.c. |           | Manufacture of motor vehicles, trailers and semi-trailers |           | Memo item:  |           | Capital goods excluding manufacture of other transport equipment |           |          |        |          |        |          |        |          |        |          |        |          |        |          |        |
|----------------------------|--|-----------|---|-----------|---|-----------|---|-----------|---|-----------|---|-----------|--|-----------|----------|--------|----------|--------|----------|--------|----------|--------|----------|--------|----------|--------|----------|--------|
|                            |  |           |   |           |   |           |   |           |   |           | Industry excluding manufacture of other transport equipment |           | Capital goods excluding 30                                       |           |          |        |          |        |          |        |          |        |          |        |          |        |          |        |
| 20 and 21                  |  |           | 24 and 25   |           | 26 and 27   |           | 28  |           | 29  |           | Industry excluding 30                                       |           | Capital goods excluding 30                                       |           |          |        |          |        |          |        |          |        |          |        |          |        |          |        |
| <b>Total</b>               |  |           |   |           |   |           |   |           |   |           |   |           |  |           |          |        |          |        |          |        |          |        |          |        |          |        |          |        |
| Period                     | 2.75   |           | 11.28   |           | 11.17   |           | 29.21   |           | 15.06   |           | 70.92   |           | 50.29  |           |          |        |          |        |          |        |          |        |          |        |          |        |          |        |
|                            | monthly  | quarterly | monthly   | quarterly | monthly   | quarterly | monthly                                       | quarterly | monthly   | quarterly | monthly   | quarterly | monthly  | quarterly |          |        |          |        |          |        |          |        |          |        |          |        |          |        |
| (R)                        |  |           |   |           |   |           |   |           |   |           |   |           |  |           |          |        |          |        |          |        |          |        |          |        |          |        |          |        |
| 2020 July                  | 147.9  |           | 104.0   |           | 128.6   |           | 103.2   |           | 128.6   |           | 114.0   |           | 112.9  |           |          |        |          |        |          |        |          |        |          |        |          |        |          |        |
| Aug.                       | 151.9  | 151.4     | 104.3   | 105.6     | 129.7   | 130.0     | 104.1   | 103.8     | 131.2   | 132.1     | 115.8   | 116.0     | 114.8  | 115.0     |          |        |          |        |          |        |          |        |          |        |          |        |          |        |
| Sep.                       | 154.4  |           | 108.4   |           | 131.6   |           | 104.0   |           | 136.6   |           | 118.3   |           | 117.2  |           |          |        |          |        |          |        |          |        |          |        |          |        |          |        |
| Oct.                       | 160.1  |           | 110.8   |           | 133.7   |           | 104.8   |           | 143.0   |           | 121.0   |           | 119.7  |           |          |        |          |        |          |        |          |        |          |        |          |        |          |        |
| Nov.                       | 164.0  | 164.3     | 113.3   | 113.1     | 136.1   | 136.2     | 106.1   | 105.9     | 138.6   | 140.1     | 122.0   | 122.0     | 119.7  | 119.8     |          |        |          |        |          |        |          |        |          |        |          |        |          |        |
| Dec.                       | 168.8  |           | 115.2   |           | 138.7   |           | 106.9   |           | 138.7   |           | 123.0   |           | 119.9  |           |          |        |          |        |          |        |          |        |          |        |          |        |          |        |
| 2021 Jan.                  | 171.5  |           | 116.5   |           | 143.4   |           | 107.8   |           | 138.1   |           | 124.7   |           | 120.8  |           |          |        |          |        |          |        |          |        |          |        |          |        |          |        |
| Feb.                       | 178.9  | 178.0     | 118.1   | 118.4     | 146.1   | 147.0     | 109.4   | 109.6     | 143.9   | 143.4     | 127.7   | 127.6     | 123.8  | 123.6     |          |        |          |        |          |        |          |        |          |        |          |        |          |        |
| Mar.                       | 183.6  |           | 120.6   |           | 151.5   |           | 111.6   |           | 148.1   |           | 130.4   |           | 126.1  |           |          |        |          |        |          |        |          |        |          |        |          |        |          |        |
| Apr.                       | 188.3  |           | 124.1   |           | 154.0   |           | 113.5   |           | 157.5   |           | 134.2   |           | 130.3  |           |          |        |          |        |          |        |          |        |          |        |          |        |          |        |
| May                        | 196.7  | 195.0     | 125.5   | 125.9     | 157.8   | 158.5     | 115.8   | 115.9     | 164.6   | 164.7     | 137.5   | 137.9     | 133.5  | 134.1     |          |        |          |        |          |        |          |        |          |        |          |        |          |        |
| June                       | 200.0  |           | 128.0   |           | 163.7   |           | 118.4   |           | 172.0   |           | 141.9   |           | 138.4  |           |          |        |          |        |          |        |          |        |          |        |          |        |          |        |
| July                       | 203.8  |           | 128.0   |           | 166.0   |           | 119.7   |           | 176.3   |           | 143.0   |           | 139.3  |           |          |        |          |        |          |        |          |        |          |        |          |        |          |        |
| Aug.                       | 208.5  | 206.0     | 128.6   | 129.1     | 169.2   | 169.2     | 122.0   | 122.9     | 180.0   | 182.2     | 146.1   | 147.0     | 142.8  | 143.9     |          |        |          |        |          |        |          |        |          |        |          |        |          |        |
| Sep.                       | 205.6  |           | 130.7   |           | 172.3   |           | 127.1   |           | 190.4   |           | 151.8   |           | 149.6  |           |          |        |          |        |          |        |          |        |          |        |          |        |          |        |
| Oct.                       | 207.3  |           | 130.1   |           | 175.9   |           | 129.4   |           | 194.8   |           | 154.4   |           | 152.6  |           |          |        |          |        |          |        |          |        |          |        |          |        |          |        |
| Nov.                       | 203.7  | 205.1     | 131.3   | 131.2     | 179.4   | 179.7     | 131.4   | 131.8     | 198.1   | 198.1     | 157.0   | 157.0     | 155.6  | 155.5     |          |        |          |        |          |        |          |        |          |        |          |        |          |        |
| Dec.                       | 204.3  |           | 132.1   |           | 183.7   |           | 134.6   |           | 201.3   |           | 159.5   |           | 158.2  |           |          |        |          |        |          |        |          |        |          |        |          |        |          |        |
| 2022 Jan. 3                | 198.4  |           | 134.1   |           | 186.4   |           | 134.6   |           | 200.8   |           | 160.1   |           | 159.2  |           |          |        |          |        |          |        |          |        |          |        |          |        |          |        |
| Feb.                       | 195.7  | 194.8     | 134.7   | 134.1     | 189.7   | 191.0     | 135.7   | 136.0     | 204.1   | 204.1     | 161.9   | 161.8     | 161.5  | 161.5     |          |        |          |        |          |        |          |        |          |        |          |        |          |        |
| Mar.                       | 190.3  |           | 133.6   |           | 196.8   |           | 137.6   |           | 207.5   |           | 163.4   |           | 163.7  |           |          |        |          |        |          |        |          |        |          |        |          |        |          |        |
| Apr.                       | 188.9  |           | 132.5   |           | 201.3   |           | 138.9   |           | 207.7   |           | 164.3   |           | 164.8  |           |          |        |          |        |          |        |          |        |          |        |          |        |          |        |
| May                        | 190.6  | 185.0     | 131.4   | 132.0     | 204.9   | 205.0     | 139.6   | 140.1     | 210.5   | 209.7     | 165.3   | 165.5     | 166.0  | 166.3     |          |        |          |        |          |        |          |        |          |        |          |        |          |        |
| June                       | 175.6  |           | 132.2   |           | 208.8   |           | 141.7   |           | 211.0   |           | 167.0   |           | 168.0  |           |          |        |          |        |          |        |          |        |          |        |          |        |          |        |
| July                       | 172.8  |           | 131.4   |           | 212.8   |           | 140.6   |           | 215.5   |           | 166.5   |           | 167.2  |           |          |        |          |        |          |        |          |        |          |        |          |        |          |        |
| Aug.                       | 170.8  | 169.5     | 132.6   | 132.2     | 214.1   | 213.4     | 141.0   | 140.8     | 212.4   | 213.2     | 167.0   | 166.9     | 167.6  | 167.7     |          |        |          |        |          |        |          |        |          |        |          |        |          |        |
| Sep.                       | 164.8  |           | 132.5   |           | 213.4   |           | 140.8   |           | 211.7   |           | 167.1   |           | 168.2  |           |          |        |          |        |          |        |          |        |          |        |          |        |          |        |
| Oct.                       | 160.8  |           | 132.5   |           | 214.2   |           | 142.7   |           | 210.8   |           | 168.0   |           | 169.7  |           |          |        |          |        |          |        |          |        |          |        |          |        |          |        |
| Nov.                       | 154.9  | ...       | 132.0   | ...       | 213.0   | ...       | 141.9   | ...       | 207.6   | ...       | 166.7   | ...       | 168.4  | ...       |          |        |          |        |          |        |          |        |          |        |          |        |          |        |
| <b>Domestic and abroad</b> |  |           |   |           |   |           |   |           |   |           |   |           |  |           |          |        |          |        |          |        |          |        |          |        |          |        |          |        |
| Period                     | 0.90   |           | 1.84  |           | 6.45  |           | 4.83  |           | 4.81  |           | 6.36  |           | 8.77   |           | 20.44    |        | 5.62     |        | 9.44     |        | 27.31    |        | 43.61    |        | 17.08    |        | 33.21    |        |
|                            | Domestic   | Abroad    | Domestic  | Abroad    | Domestic  | Abroad    | Domestic                                      | Abroad    | Domestic  | Abroad    | Domestic  | Abroad    | Domestic   | Abroad    | Domestic | Abroad | Domestic | Abroad | Domestic | Abroad | Domestic | Abroad | Domestic | Abroad | Domestic | Abroad | Domestic | Abroad |
| (R)                        |  |           |   |           |   |           |   |           |   |           |   |           |  |           |          |        |          |        |          |        |          |        |          |        |          |        |          |        |
| 2020 Q3                    | 143.9  | 155.0     | 107.0   | 103.7     | 130.3   | 129.7     | 100.6   | 105.1     | 117.4   | 140.9     | 112.7   | 118.1     | 112.1  | 116.4     |          |        |          |        |          |        |          |        |          |        |          |        |          |        |
| Q4                         | 158.8  | 167.0     | 115.0   | 110.6     | 137.9   | 134.9     | 101.9   | 107.6     | 120.9   | 151.5     | 118.3   | 124.3     | 115.3  | 122.0     |          |        |          |        |          |        |          |        |          |        |          |        |          |        |
| 2021 Q1                    | 176.7  | 178.7     | 120.8   | 115.3     | 149.8   | 144.9     | 106.0   | 111.1     | 119.9   | 157.3     | 123.5   | 130.2     | 117.3  | 126.7     |          |        |          |        |          |        |          |        |          |        |          |        |          |        |
| Q2                         | 195.0  | 195.0     | 126.9   | 124.5     | 161.9   | 156.0     | 112.9   | 117.1     | 135.3   | 182.2     | 132.6   | 141.2     | 126.8  | 137.7     |          |        |          |        |          |        |          |        |          |        |          |        |          |        |
| Q3                         | 199.1  | 209.3     | 129.6   | 128.5     | 175.3   | 164.6     | 119.3   | 124.5     | 150.0   | 201.4     | 141.4   | 150.4     | 137.3  | 147.3     |          |        |          |        |          |        |          |        |          |        |          |        |          |        |
| Q4                         | 191.1  | 212.0     | 130.3   | 132.3     | 186.2   | 174.7     | 125.4   | 134.5     | 164.9   | 217.8     | 149.1   | 161.8     | 146.7  | 159.9     |          |        |          |        |          |        |          |        |          |        |          |        |          |        |
| 2022 Q1 3                  | 181.9  | 201.1     | 128.0   | 142.3     | 193.6   | 189.0     | 128.8   | 139.0     | 172.6   | 222.9     | 151.8   | 167.9     | 150.9  | 166.8     |          |        |          |        |          |        |          |        |          |        |          |        |          |        |
| Q2                         | 179.5  | 187.7     | 125.6   | 140.6     | 205.2   | 204.8     | 133.4   | 142.8     | 181.3   | 226.6     | 155.5   | 171.7     | 155.7  | 171.6     |          |        |          |        |          |        |          |        |          |        |          |        |          |        |
| Q3                         | 180.3  | 164.1     | 125.5   | 141.0     | 214.9   | 212.3     | 135.6   | 143.0     | 188.4   | 228.0     | 159.7   | 171.3     | 160.2  | 171.5     |          |        |          |        |          |        |          |        |          |        |          |        |          |        |
| 2021 Nov.                  | 186.7  | 212.0     | 130.5   | 132.3     | 185.6   | 174.7     | 125.0   | 134.1     | 165.1   | 217.7     | 149.1   | 161.9     | 147.0  | 159.9     |          |        |          |        |          |        |          |        |          |        |          |        |          |        |
| Dec.                       | 187.5  | 212.6     | 130.7   | 133.9     | 189.1   | 179.6     | 127.6   | 137.5     | 169.9   | 220.0     | 151.1   | 164.6     | 149.2  | 163.8     |          |        |          |        |          |        |          |        |          |        |          |        |          |        |
| 2022 Jan. 3                | 183.9  | 205.5     | 128.3   | 141.9     | 189.4   | 184.2     | 127.0   | 137.8     | 167.9   | 220.4     | 150.2   | 166.2     | 148.4  | 164.6     |          |        |          |        |          |        |          |        |          |        |          |        |          |        |
| Feb.                       | 180.9  | 203.0     | 128.5   | 143.0     | 193.3   | 187.0     | 128.4   | 138.8     | 173.0   | 222.6     | 152.2   | 167.8     | 151.6  | 166.5     |          |        |          |        |          |        |          |        |          |        |          |        |          |        |
| Mar.                       | 181.0  | 194.9     | 127.3   | 142.1     | 198.1   | 195.9     | 131.0   | 140.4     | 176.9   | 225.7     | 153.0   | 169.8     | 152.6  | 169.3     |          |        |          |        |          |        |          |        |          |        |          |        |          |        |
| Apr.                       | 178.0  | 194.2     | 125.6   | 141.7     | 201.5   | 201.1     | 131.9   | 141.8     | 178.3   | 225.2     | 153.8   | 170.7     | 153.6  | 170.4     |          |        |          |        |          |        |          |        |          |        |          |        |          |        |
| May                        | 177.3  | 197.1     | 125.1   | 139.9     | 206.0   | 204.0     | 132.3   | 142.6     | 180.5   | 228.4     | 154.4   | 172.0     | 154.4  | 171.8     |          |        |          |        |          |        |          |        |          |        |          |        |          |        |
| June                       | 183.1  | 171.9     | 126.2   | 140.2     | 208.2   | 209.3     | 136.0   | 144.1     | 185.2   | 226.3     | 158.3   | 172.3     | 159.1  | 172.5     |          |        |          |        |          |        |          |        |          |        |          |        |          |        |
| July                       | 183.3  | 167.6     | 125.5   | 139.2     | 214.9   | 211.2     | 135.0   | 142.9     | 189.7   | 230.8     | 159.4   | 170.9     | 159.7  | 171.0     |          |        |          |        |          |        |          |        |          |        |          |        |          |        |
| Aug.                       | 181.5  | 165.5     | 125.9   | 141.5     | 215.1   | 213.3     | 135.6   | 143.2     | 188.3   | 226.8     | 159.9   | 171.4     | 160.3  | 171.3     |          |        |          |        |          |        |          |        |          |        |          |        |          |        |
| Sep.                       | 176.2  | 159.2     | 125.1   | 142.4     | 214.8   | 212.4     | 136.1   | 142.8     | 187.1   | 226.3     | 159.9   | 171.5     | 160.5  | 172.1     |          |        |          |        |          |        |          |        |          |        |          |        |          |        |
| Oct.                       | 175.0  | 153.9     | 125.2   | 142.3     | 216.3   | 212.6     | 138.7   | 144.4     | 184.7   | 226.3     | 160.6   | 172.5     | 161.4  | 173.9     |          |        |          |        |          |        |          |        |          |        |          |        |          |        |
| Nov.                       | 171.3  | 146.8     | 124.6   | 141.8     | 216.7   | 210.3     | 136.9   | 144.0     | 183.5   | 221.9     | 160.1   | 170.8     | 160.8  | 172.2     |          |        |          |        |          |        |          |        |          |        |          |        |          |        |

Source of the unadjusted figures: Federal Statistical Office. \* Figures for specialist sections of local units; excluding value added tax; based on reports from local units with at least 50 employed persons. 1 Classification of Economic Activities, 2008 edition.

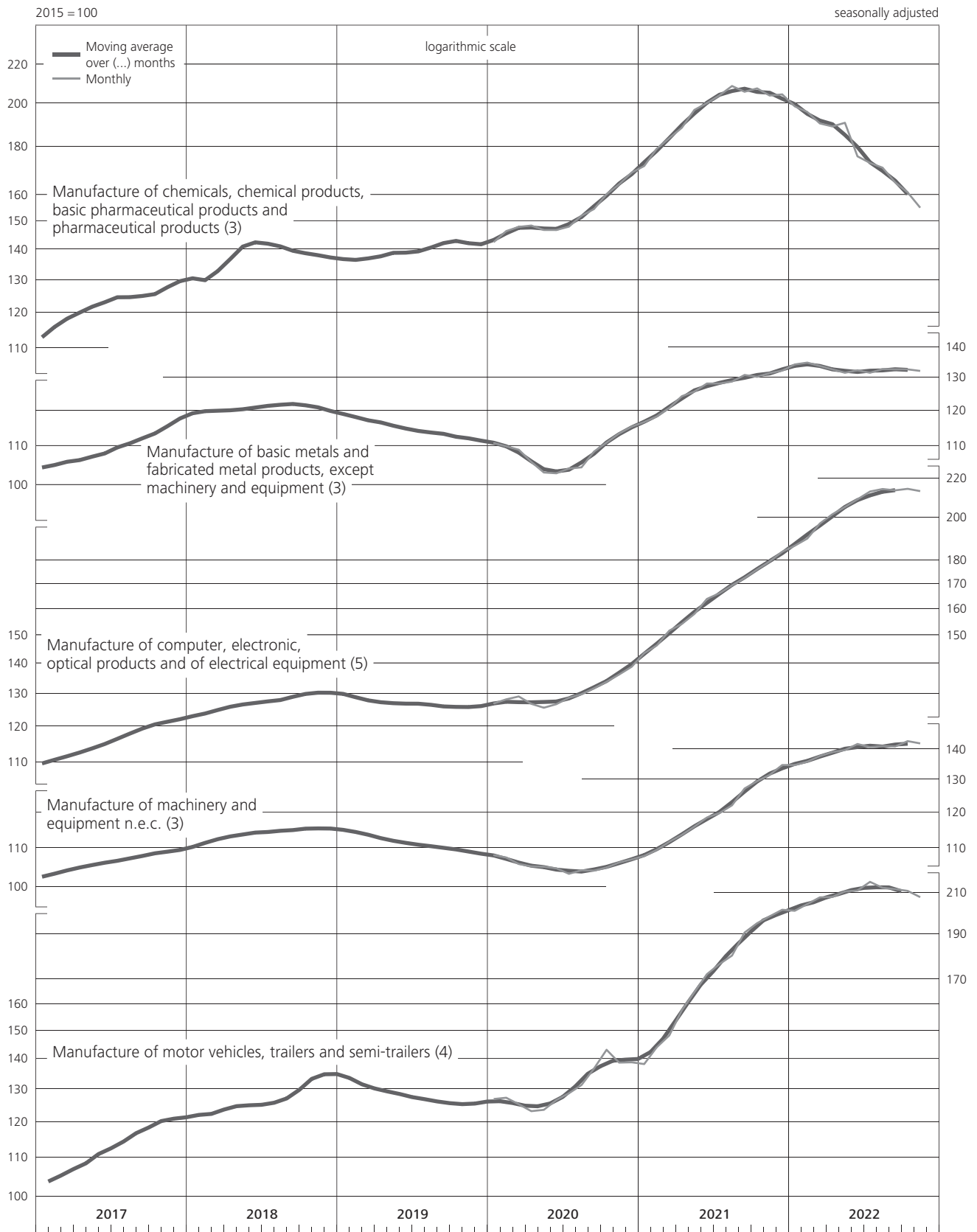
2 Share of total stock of orders by industry in base year 2015. 3 Figures as of January 2022 provisional.



### III. Economic activity and prices

#### 3. Stock of orders

##### e) Stock of orders by selected branches of industry\* – volume



\* Excluding value added tax.

### III. Economic activity and prices

#### 4. Turnover

##### a) Turnover of industry, \* by main grouping - total and domestic

2015 = 100

seasonally adjusted

|                                       | Industry (R) |           | Intermediate goods |           | Capital goods |           | Consumer goods (R) |           | of which:                  |           |                            |           |
|---------------------------------------|--------------|-----------|--------------------|-----------|---------------|-----------|--------------------|-----------|----------------------------|-----------|----------------------------|-----------|
|                                       |              |           |                    |           |               |           |                    |           | Durable consumer goods (R) |           | Non-durable consumer goods |           |
|                                       | monthly      | quarterly | monthly            | quarterly | monthly       | quarterly | monthly            | quarterly | monthly                    | quarterly | monthly                    | quarterly |
| <b>Total</b>                          | 100.00       |           | 35.37              |           | 46.86         |           | 17.77              |           | 2.60                       |           | 15.17                      |           |
| Percentage weight <sup>1</sup> Period |              |           |                    |           |               |           |                    |           |                            |           |                            |           |
| 2020 Nov.                             | 103.2        | 103.4     | 103.8              | 104.0     | 102.6         | 102.4     | 103.9              | 105.2     | 119.4                      | 116.7     | 101.2                      | 103.3     |
| Dec.                                  | 104.7        |           | 106.2              |           | 102.7         |           | 106.8              |           | 115.8                      |           | 105.3                      |           |
| 2021 Jan.                             | 102.3        |           | 106.2              |           | 99.0          |           | 103.0              |           | 116.7                      |           | 100.7                      |           |
| Feb.                                  | 101.4        | 103.5     | 105.6              | 107.7     | 97.6          | 99.8      | 103.0              | 104.3     | 113.2                      | 114.1     | 101.3                      | 102.7     |
| Mar.                                  | 106.7        |           | 111.4              |           | 102.9         |           | 107.0              |           | 112.5                      |           | 106.1                      |           |
| Apr.                                  | 103.8        |           | 112.3              |           | 97.6          |           | 103.0              |           | 117.0                      |           | 100.6                      |           |
| May                                   | 105.2        | 104.8     | 113.3              | 113.8     | 98.1          | 97.3      | 107.7              | 106.6     | 117.6                      | 117.4     | 106.0                      | 104.8     |
| June                                  | 105.5        |           | 115.8              |           | 96.2          |           | 109.2              |           | 117.7                      |           | 107.7                      |           |
| July <sup>2</sup>                     | 107.4        |           | 116.6              |           | 99.7          |           | 109.6              |           | 122.4                      |           | 107.4                      |           |
| Aug. <sup>2</sup>                     | 102.5        | 104.4     | 115.1              | 115.9     | 90.7          | 93.9      | 108.7              | 109.3     | 115.1                      | 117.6     | 107.6                      | 107.9     |
| Sep.                                  | 103.4        |           | 116.1              |           | 91.4          |           | 109.7              |           | 115.2                      |           | 108.7                      |           |
| Oct.                                  | 106.0        |           | 118.5              |           | 95.1          |           | 109.7              |           | 117.3                      |           | 108.3                      |           |
| Nov.                                  | 111.1        | 110.1     | 121.1              | 121.2     | 103.5         | 101.3     | 111.4              | 111.1     | 118.5                      | 118.3     | 110.2                      | 109.8     |
| Dec.                                  | 113.1        |           | 124.0              |           | 105.2         |           | 112.1              |           | 119.0                      |           | 111.0                      |           |
| 2022 Jan.                             | 117.3        |           | 127.6              |           | 110.3         |           | 115.0              |           | 125.1                      |           | 113.3                      |           |
| Feb.                                  | 116.3        | 115.5     | 130.2              | 129.7     | 105.0         | 103.9     | 118.3              | 117.5     | 126.6                      | 124.5     | 116.9                      | 116.4     |
| Mar.                                  | 112.8        |           | 131.2              |           | 96.5          |           | 119.3              |           | 121.7                      |           | 118.9                      |           |
| Apr.                                  | 115.6        |           | 134.1              |           | 98.8          |           | 123.2              |           | 130.4                      |           | 122.0                      |           |
| May                                   | 119.7        | 119.6     | 136.0              | 135.8     | 106.3         | 105.9     | 122.5              | 123.8     | 137.3                      | 132.0     | 119.9                      | 122.4     |
| June                                  | 123.6        |           | 137.2              |           | 112.6         |           | 125.7              |           | 128.2                      |           | 125.3                      |           |
| July <sup>2</sup>                     | 122.5        |           | 136.9              |           | 112.1         |           | 121.0              |           | 130.6                      |           | 119.4                      |           |
| Aug. <sup>2</sup>                     | 124.6        | 124.2     | 137.7              | 137.2     | 114.8         | 114.3     | 124.0              | 124.2     | 135.4                      | 132.9     | 122.0                      | 122.7     |
| Sep.                                  | 125.5        |           | 137.1              |           | 116.0         |           | 127.6              |           | 132.8                      |           | 126.7                      |           |
| Oct.                                  | 125.5        |           | 135.3              |           | 117.8         |           | 126.7              |           | 130.1                      |           | 126.0                      |           |
| Nov. <sup>p</sup>                     | 127.7        |           | 134.6              |           | 121.8         |           | 129.4              |           | 128.2                      |           | 129.6                      |           |
| <b>Domestic</b>                       | 49.66        |           | 19.41              |           | 18.36         |           | 11.89              |           | 1.46                       |           | 10.43                      |           |
| Percentage weight <sup>1</sup> Period |              |           |                    |           |               |           |                    |           |                            |           |                            |           |
| 2020 Nov.                             | 102.6        | 102.1     | 101.4              | 101.2     | 104.6         | 102.2     | 101.5              | 103.5     | 114.0                      | 111.5     | 99.7                       | 102.3     |
| Dec.                                  | 103.1        |           | 103.1              |           | 101.7         |           | 105.4              |           | 112.6                      |           | 104.4                      |           |
| 2021 Jan.                             | 99.9         |           | 102.0              |           | 97.7          |           | 99.9               |           | 110.5                      |           | 98.4                       |           |
| Feb.                                  | 98.9         | 101.1     | 101.1              | 104.0     | 96.2          | 98.1      | 99.5               | 101.0     | 102.9                      | 105.4     | 99.0                       | 100.4     |
| Mar.                                  | 104.5        |           | 108.9              |           | 100.4         |           | 103.6              |           | 102.9                      |           | 103.7                      |           |
| Apr.                                  | 101.8        |           | 109.1              |           | 96.5          |           | 98.0               |           | 102.9                      |           | 97.3                       |           |
| May                                   | 104.2        | 103.6     | 111.0              | 111.3     | 97.6          | 96.1      | 103.2              | 102.3     | 104.8                      | 104.9     | 103.0                      | 101.9     |
| June                                  | 104.7        |           | 113.8              |           | 94.3          |           | 105.7              |           | 107.0                      |           | 105.5                      |           |
| July <sup>2</sup>                     | 106.2        |           | 113.3              |           | 99.1          |           | 105.6              |           | 110.3                      |           | 105.0                      |           |
| Aug. <sup>2</sup>                     | 101.8        | 103.5     | 111.6              | 112.5     | 89.4          | 92.6      | 105.0              | 105.4     | 106.6                      | 106.8     | 104.8                      | 105.2     |
| Sep.                                  | 102.4        |           | 112.7              |           | 89.3          |           | 105.6              |           | 103.5                      |           | 105.9                      |           |
| Oct.                                  | 104.2        |           | 115.3              |           | 91.5          |           | 105.7              |           | 106.1                      |           | 105.6                      |           |
| Nov.                                  | 109.1        | 108.0     | 117.1              | 117.5     | 101.6         | 98.4      | 107.8              | 107.2     | 105.9                      | 105.8     | 108.1                      | 107.4     |
| Dec.                                  | 110.6        |           | 120.0              |           | 102.2         |           | 108.1              |           | 105.5                      |           | 108.5                      |           |
| 2022 Jan.                             | 115.6        |           | 123.7              |           | 109.3         |           | 112.0              |           | 114.6                      |           | 111.6                      |           |
| Feb.                                  | 115.3        | 114.9     | 127.2              | 126.7     | 103.4         | 102.7     | 114.2              | 114.2     | 115.9                      | 115.1     | 114.0                      | 114.1     |
| Mar.                                  | 113.7        |           | 129.1              |           | 95.5          |           | 116.5              |           | 114.7                      |           | 116.8                      |           |
| Apr.                                  | 117.0        |           | 132.7              |           | 98.3          |           | 120.2              |           | 116.8                      |           | 120.7                      |           |
| May                                   | 117.8        | 118.6     | 133.6              | 133.9     | 101.2         | 101.6     | 117.6              | 120.0     | 119.4                      | 118.2     | 117.3                      | 120.3     |
| June                                  | 121.1        |           | 135.3              |           | 105.4         |           | 122.2              |           | 118.3                      |           | 122.8                      |           |
| July <sup>2</sup>                     | 119.9        |           | 133.4              |           | 107.7         |           | 116.9              |           | 119.2                      |           | 116.6                      |           |
| Aug. <sup>2</sup>                     | 120.5        | 120.8     | 133.1              | 133.2     | 108.3         | 108.6     | 118.8              | 119.5     | 115.7                      | 116.4     | 119.2                      | 120.0     |
| Sep.                                  | 122.0        |           | 133.1              |           | 109.8         |           | 122.9              |           | 114.2                      |           | 124.1                      |           |
| Oct.                                  | 121.1        |           | 131.5              |           | 108.6         |           | 123.4              |           | 113.8                      |           | 124.7                      |           |
| Nov. <sup>p</sup>                     | 123.9        |           | 131.0              |           | 115.3         |           | 125.7              |           | 112.7                      |           | 127.5                      |           |

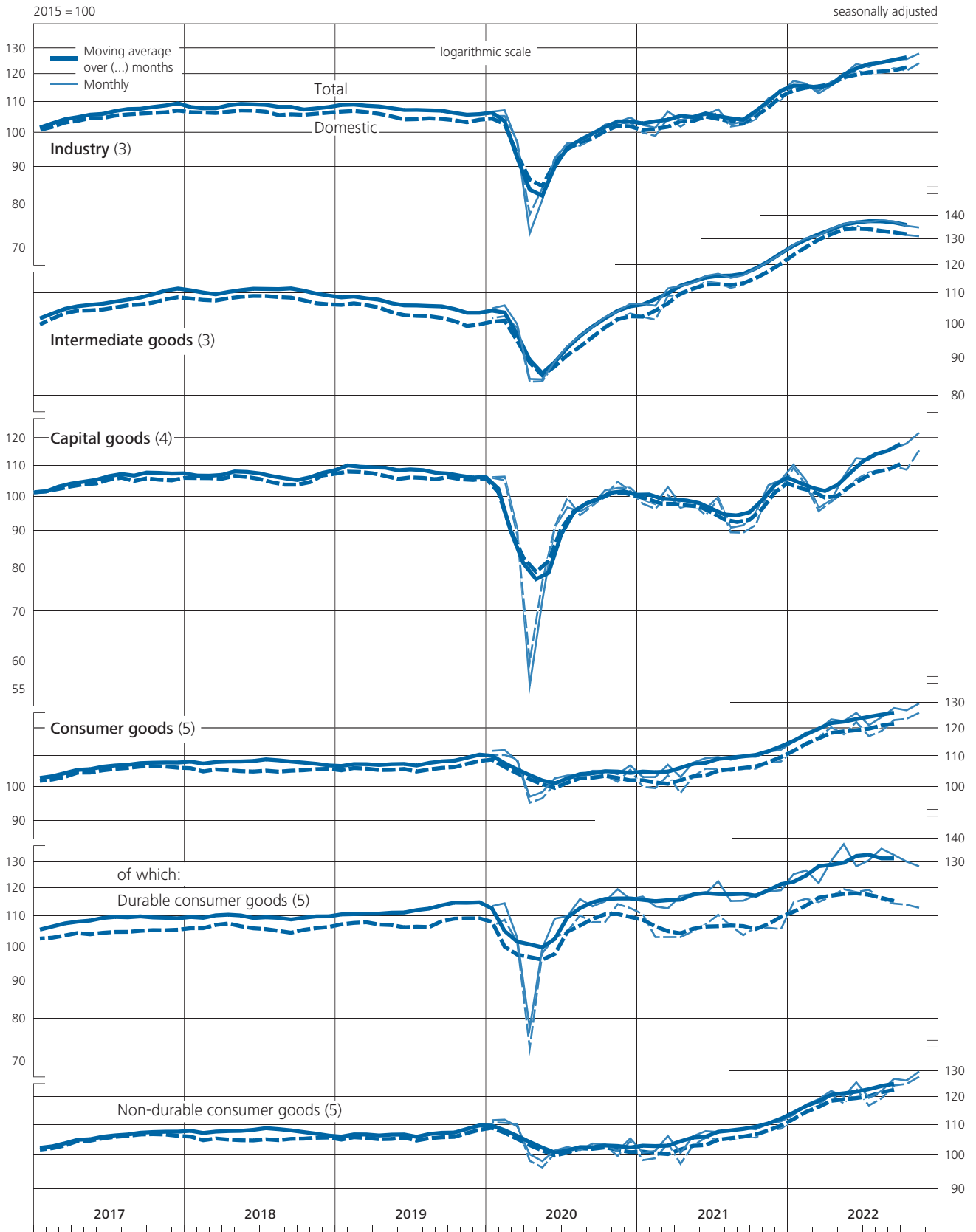
Source of the unadjusted figures: Federal Statistical Office. \* See explanatory notes, section on classifications; figures for specialist sections of local units; excluding value added tax; based on reports from local units with at least 50 employed persons.

<sup>1</sup> Share of total turnover of industry in base year 2015. <sup>2</sup> Influenced by a change in holiday dates.

### III. Economic activity and prices

#### 4. Turnover

##### a) Turnover of industry,\* by main grouping – total and domestic



\* Excluding value added tax.

### III. Economic activity and prices

#### 4. Turnover

##### b) Turnover of industry, \* by main grouping - exports

2015 = 100

seasonally adjusted

| Percentage weight <sup>1</sup><br>Period | Industry  |               | Intermediate goods |               | Capital goods |               | Consumer goods |               | of which:              |               |                            |               |
|--|-----------|---------------|--------------------|---------------|---------------|---------------|----------------|---------------|------------------------|---------------|----------------------------|---------------|
|  |           |               |                    |               |               |               |                |               | Durable consumer goods |               | Non-durable consumer goods |               |
|  | 50.34     |               | 15.96              |               | 28.51         |               | 5.88           |               | 1.15                   |               | 4.73                       |               |
|  | monthly   | quarterly     | monthly            | quarterly     | monthly       | quarterly     | monthly        | quarterly     | monthly                | quarterly     | monthly                    | quarterly     |
| <b>Total</b>                             |           | (R)           |                    |               | (R)           |               |                |               |                        |               |                            |               |
| 2020 Nov.                                | 103.8     | 104.7         | 106.7              | 107.3         | 101.3         | 102.5         | 108.8          | 108.9         | 126.2                  | 123.4         | 104.6                      | 105.3         |
| Dec.                                     | 106.2     |               | 110.0              |               | 103.3         |               | 109.7          |               | 119.9                  |               | 107.2                      |               |
| 2021 Jan.                                | 104.6     |               | 111.2              |               | 99.9          |               | 109.4          |               | 124.6                  |               | 105.8                      |               |
| Feb.                                     | 103.9     | 105.8         | 111.1              | 112.3         | 98.5          | 101.0         | 110.2          | 111.2         | 126.3                  | 125.2         | 106.3                      | 107.8         |
| Mar.                                     | 108.8     |               | 114.5              |               | 104.5         |               | 114.0          |               | 124.7                  |               | 111.4                      |               |
| Apr.                                     | 105.7     |               | 116.3              |               | 98.3          |               | 113.1          |               | 134.9                  |               | 107.8                      |               |
| May                                      | 106.2     | 106.1         | 116.1              | 116.9         | 98.4          | 98.1          | 116.8          | 115.4         | 134.0                  | 133.4         | 112.6                      | 111.0         |
| June                                     | 106.3     |               | 118.2              |               | 97.5          |               | 116.2          |               | 131.4                  |               | 112.6                      |               |
| July <sup>2</sup>                        | 108.6     |               | 120.7              |               | 100.1         |               | 117.6          |               | 137.8                  |               | 112.7                      |               |
| Aug. <sup>2</sup>                        | 103.2     | 105.4         | 119.4              | 120.1         | 91.5          | 94.8          | 116.2          | 117.3         | 126.0                  | 131.3         | 113.8                      | 113.8         |
| Sep.                                     | 104.4     |               | 120.3              |               | 92.7          |               | 118.0          |               | 130.2                  |               | 115.0                      |               |
| Oct.                                     | 107.7     |               | 122.3              |               | 97.4          |               | 117.7          |               | 131.6                  |               | 114.3                      |               |
| Nov.                                     | 113.1     | 112.1         | 125.9              | 125.7         | 104.8         | 103.1         | 118.8          | 118.9         | 134.5                  | 134.1         | 114.9                      | 115.2         |
| Dec.                                     | 115.5     |               | 128.9              |               | 107.1         |               | 120.2          |               | 136.1                  |               | 116.4                      |               |
| 2022 Jan.                                | 118.9     |               | 132.3              |               | 111.0         |               | 121.1          |               | 138.4                  |               | 117.0                      |               |
| Feb.                                     | 117.3     | 116.1         | 133.9              | 133.3         | 106.0         | 104.7         | 126.7          | 124.2         | 140.2                  | 136.4         | 123.4                      | 121.3         |
| Mar.                                     | 112.0     |               | 133.7              |               | 97.2          |               | 124.9          |               | 130.5                  |               | 123.5                      |               |
| Apr.                                     | 114.3     |               | 135.8              |               | 99.1          |               | 129.4          |               | 147.7                  |               | 124.9                      |               |
| May                                      | 121.6     | 120.7         | 139.0              | 138.1         | 109.6         | 108.6         | 132.4          | 131.5         | 160.0                  | 149.5         | 125.6                      | 127.1         |
| June                                     | 126.1     |               | 139.5              |               | 117.2         |               | 132.8          |               | 140.7                  |               | 130.9                      |               |
| July <sup>2</sup>                        | 125.0     |               | 141.1              |               | 115.0         |               | 129.4          |               | 145.2                  |               | 125.6                      |               |
| Aug. <sup>2</sup>                        | 128.6     | 127.5         | 143.4              | 142.2         | 119.0         | 118.0         | 134.4          | 133.7         | 160.4                  | 154.0         | 128.1                      | 128.7         |
| Sep.                                     | 129.0     |               | 142.0              |               | 120.0         |               | 137.2          |               | 156.5                  |               | 132.5                      |               |
| Oct.                                     | 129.9     |               | 139.9              |               | 123.7         |               | 133.3          |               | 150.8                  |               | 129.0                      |               |
| Nov. <sup>p</sup>                        | 131.4     |               | 139.0              |               | 126.0         |               | 136.9          |               | 148.0                  |               | 134.3                      |               |
| <b>Euro area and non-euro area</b>       |           |               |                    |               |               |               |                |               |                        |               |                            |               |
|  | Euro area | Non-euro area | Euro area          | Non-euro area | Euro area     | Non-euro area | Euro area      | Non-euro area | Euro area              | Non-euro area | Euro area                  | Non-euro area |
| Percentage weight <sup>1</sup><br>Period | 20.54     | 29.81         | 7.81               | 8.14          | 9.46          | 19.05         | 3.26           | 2.62          | 0.56                   | 0.59          | 2.70                       | 2.03          |
|  | (R)       |               |                    |               | (R)           |               |                |               |                        |               |                            |               |
| 2020 Q3                                  | 102.9     | 95.5          | 103.6              | 96.2          | 100.9         | 93.7          | 106.8          | 105.6         | 136.9                  | 103.4         | 100.6                      | 106.2         |
| Q4                                       | 106.9     | 103.2         | 109.3              | 105.3         | 104.2         | 101.6         | 109.2          | 108.4         | 137.8                  | 109.7         | 103.3                      | 108.1         |
| 2021 Q1                                  | 105.8     | 105.7         | 112.2              | 112.3         | 100.1         | 101.4         | 106.6          | 117.0         | 135.4                  | 115.5         | 100.6                      | 117.5         |
| Q2                                       | 107.7     | 104.9         | 116.8              | 117.0         | 99.3          | 97.5          | 110.4          | 121.6         | 149.5                  | 118.1         | 102.3                      | 122.6         |
| Q3                                       | 107.5     | 104.0         | 120.8              | 119.4         | 95.3          | 94.5          | 111.2          | 124.8         | 143.2                  | 120.1         | 104.6                      | 126.2         |
| Q4                                       | 113.6     | 111.1         | 126.1              | 125.3         | 102.4         | 103.4         | 115.9          | 122.7         | 148.0                  | 120.8         | 109.2                      | 123.2         |
| 2022 Q1                                  | 118.1     | 114.6         | 135.1              | 131.5         | 103.1         | 105.6         | 121.0          | 128.3         | 147.5                  | 125.7         | 115.5                      | 129.1         |
| Q2                                       | 124.3     | 118.2         | 139.8              | 136.5         | 108.3         | 108.8         | 133.5          | 129.1         | 170.9                  | 129.2         | 125.7                      | 129.1         |
| Q3                                       | 128.7     | 126.7         | 140.6              | 143.6         | 118.2         | 117.9         | 130.4          | 137.7         | 163.2                  | 145.3         | 123.6                      | 135.5         |
| 2021 Nov.                                | 112.3     | 113.7         | 126.4              | 125.5         | 99.3          | 107.5         | 116.1          | 122.1         | 147.3                  | 122.4         | 109.6                      | 122.0         |
| Dec.                                     | 120.7     | 112.0         | 129.4              | 128.5         | 114.3         | 103.5         | 118.2          | 122.8         | 151.0                  | 122.0         | 111.4                      | 123.0         |
| 2022 Jan.                                | 121.0     | 117.5         | 134.2              | 130.4         | 110.7         | 111.1         | 119.0          | 123.8         | 149.5                  | 127.8         | 112.7                      | 122.7         |
| Feb.                                     | 117.5     | 117.1         | 135.6              | 132.3         | 101.1         | 108.5         | 121.7          | 132.9         | 154.2                  | 126.8         | 115.0                      | 134.7         |
| Mar.                                     | 115.8     | 109.3         | 135.5              | 131.9         | 97.4          | 97.1          | 122.2          | 128.2         | 138.9                  | 122.5         | 118.7                      | 129.9         |
| Apr.                                     | 119.9     | 110.4         | 137.2              | 134.5         | 102.5         | 97.4          | 129.1          | 129.7         | 170.7                  | 125.9         | 120.5                      | 130.8         |
| May                                      | 124.5     | 119.6         | 140.6              | 137.5         | 108.1         | 110.4         | 133.3          | 131.2         | 187.9                  | 133.5         | 122.0                      | 130.5         |
| June                                     | 128.4     | 124.5         | 141.6              | 137.4         | 114.2         | 118.7         | 138.0          | 126.4         | 154.0                  | 128.1         | 134.7                      | 125.9         |
| July <sup>2</sup>                        | 127.4     | 123.4         | 141.2              | 141.1         | 116.5         | 114.3         | 125.7          | 134.0         | 159.4                  | 131.7         | 118.8                      | 134.7         |
| Aug. <sup>2</sup>                        | 128.5     | 128.6         | 141.8              | 144.9         | 117.7         | 119.7         | 127.9          | 142.5         | 166.0                  | 155.1         | 120.0                      | 138.8         |
| Sep.                                     | 130.2     | 128.1         | 138.9              | 144.9         | 120.4         | 119.8         | 137.6          | 136.7         | 164.2                  | 149.1         | 132.1                      | 133.1         |
| Oct.                                     | 130.3     | 129.7         | 138.4              | 141.4         | 123.4         | 123.9         | 131.1          | 136.0         | 160.1                  | 142.0         | 125.1                      | 134.3         |
| Nov. <sup>p</sup>                        | 132.6     | 130.6         | 138.2              | 139.8         | 126.7         | 125.7         | 136.0          | 138.1         | 161.6                  | 135.1         | 130.7                      | 139.0         |

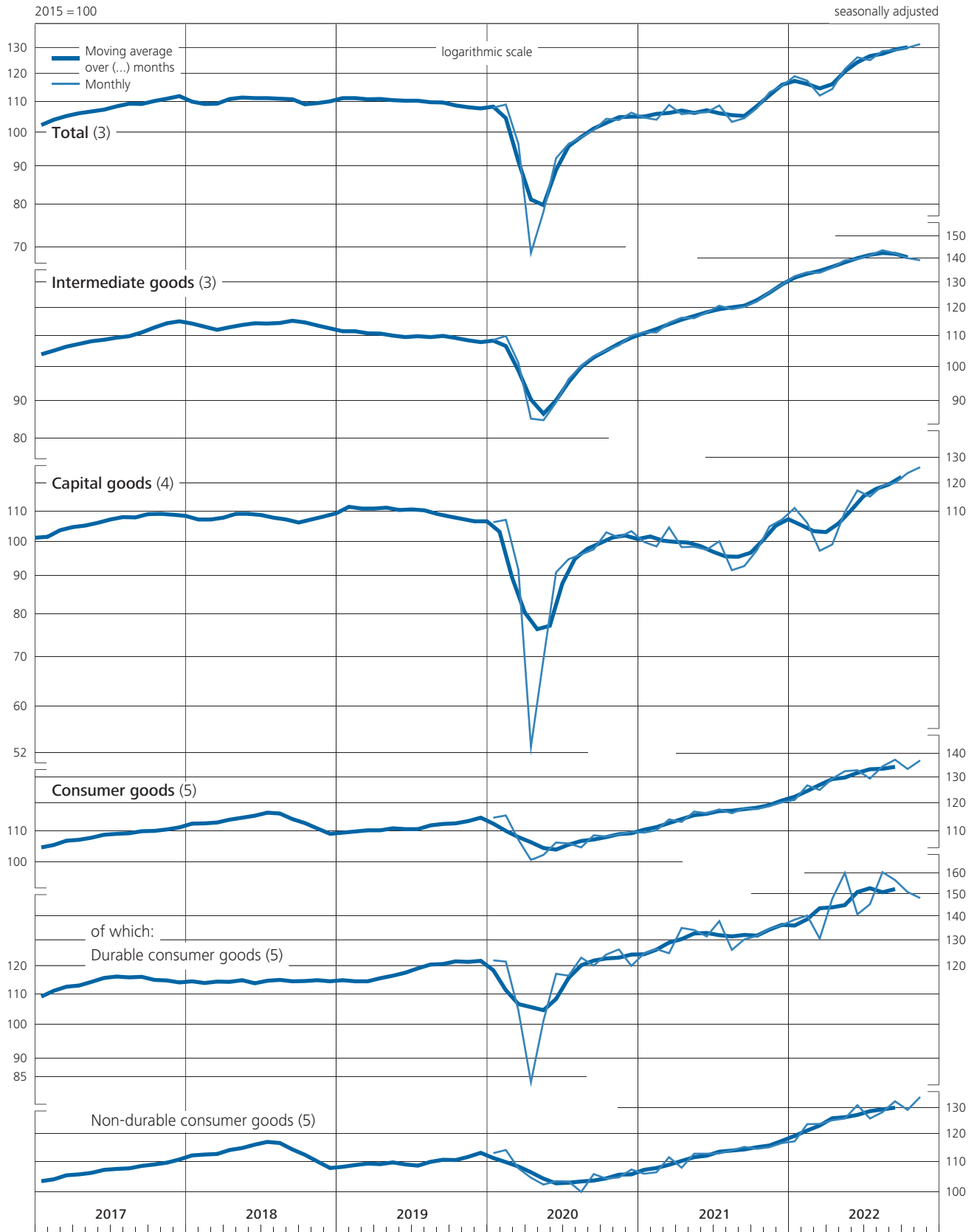
Source of the unadjusted figures: Federal Statistical Office. \* See explanatory notes, section on classifications; figures for specialist sections of local units; excluding value added tax; based on reports from local units with at least 50 employed persons.

<sup>1</sup> Share of total turnover of industry in base year 2015. <sup>2</sup> Influenced by a change in holiday dates.

III. Economic activity and prices

4. Turnover

b) Turnover of industry,\* by main grouping – exports



\* Excluding value added tax.

### III. Economic activity and prices

#### 4. Turnover

##### c) Retail turnover \*

2015 = 100

seasonally adjusted

|           |   | of which:                                    |           |  |           |   |           |  |           |   |           |                        |           |                   |           |  |           |
|-----------|---|--|-----------|--|-----------|---|-----------|--|-----------|---|-----------|------------------------|-----------|-------------------|-----------|--|-----------|
|           |   | In stores by enterprises main product range: |           |  |           |   |           |  |           |   |           |                        |           |                   |           | Retail sale via mail order houses or via internet as well as other retail sale 2 |           |
| Total     |   | Food, beverages, tobacco 1                   |           | Textiles, clothing, footwear and leather goods |           | Information and communication equipment |           | Construction and flooring materials, household appliances, furniture |           | Retail sale of pharmaceutical and medical goods, cosmetic and toilet articles |           |                        |           |                   |           |  |           |
| WZ 2008 3 |   | 47   |           | 47.11, 47.2 and 47.81                          |           | 47.51, 47.71 and 47.72                  |           | 47.4   |           | 47.52, 47.53, 47.54 and 47.59 without 47.59.3                                 |           | 47.73, 47.74 and 47.75 |           | 47.9              |           |  |           |
| Period    |   | At current prices                            |           | At 2015 prices                                 |           | At current prices                       |           | At current prices  |           | At current prices   |           | At current prices      |           | At current prices |           | At current prices  |           |
|           |   | monthly                                      | quarterly | monthly  | quarterly | monthly                                 | quarterly | monthly  | quarterly | monthly   | quarterly | monthly                | quarterly | monthly           | quarterly | monthly  | quarterly |
| 2018 Apr. |   | 112.1  |           | 109.4  |           | 110.4                                   |           | 113.7  |           | 104.7   |           | 106.3                  |           | 114.2             |           | 126.3  |           |
| May       |   | 110.3  | 111.3     | 107.3  | 108.3     | 110.4                                   | 110.5     | 106.2  | 108.4     | 106.0   | 107.2     | 102.3                  | 104.0     | 110.9             | 112.4     | 126.3  | 125.9     |
| June      |   | 111.5  |           | 108.3  |           | 110.8                                   |           | 105.3  |           | 111.0   |           | 103.4                  |           | 112.1             |           | 125.0  |           |
| July      |   | 110.7  |           | 107.9  |           | 109.4                                   |           | 105.4  |           | 103.0   |           | 102.7                  |           | 114.3             |           | 134.0  |           |
| Aug.      |   | 110.9  | 111.0     | 107.6  | 107.7     | 109.5                                   | 110.0     | 104.9  | 104.4     | 106.5   | 107.2     | 102.3                  | 102.7     | 114.1             | 113.9     | 129.5  | 131.3     |
| Sep.      |   | 111.5  |           | 107.6  |           | 111.1                                   |           | 102.9  |           | 112.1   |           | 103.1                  |           | 113.3             |           | 130.3  |           |
| Oct.      |   | 112.3  |           | 108.4  |           | 110.6                                   |           | 104.5  |           | 106.8   |           | 103.6                  |           | 113.7             |           | 133.9  |           |
| Nov.      |   | 112.4  | 111.9     | 108.4  | 108.1     | 108.9                                   | 110.0     | 107.6  | 106.1     | 110.6   | 108.0     | 105.1                  | 104.5     | 113.7             | 113.4     | 134.0  | 131.2     |
| Dec.      |   | 111.0  |           | 107.6  |           | 110.4                                   |           | 106.3  |           | 106.6   |           | 104.7                  |           | 112.8             |           | 125.8  |           |
| 2019 Jan. |   | 112.9  |           | 109.6  |           | 111.0                                   |           | 106.9  |           | 106.4   |           | 104.2                  |           | 115.9             |           | 135.3  |           |
| Feb.      |   | 113.3  | 113.4     | 109.9  | 110.0     | 111.0                                   | 111.3     | 113.1  | 109.6     | 106.6   | 107.5     | 105.5                  | 105.0     | 117.3             | 116.2     | 135.1  | 133.5     |
| Mar.      |   | 113.9  |           | 110.6  |           | 111.8                                   |           | 108.7  |           | 109.6   |           | 105.3                  |           | 115.3             |           | 130.1  |           |
| Apr.      |   | 114.7  |           | 111.0  |           | 111.2                                   |           | 108.1  |           | 106.9   |           | 107.8                  |           | 118.7             |           | 138.1  |           |
| May       |   | 113.0  | 114.9     | 109.1  | 111.0     | 109.9                                   | 111.7     | 99.3   | 107.1     | 110.6   | 108.8     | 106.0                  | 107.4     | 119.3             | 118.7     | 133.4  | 137.9     |
| June      |   | 116.9  |           | 112.8  |           | 113.9                                   |           | 113.8  |           | 108.9   |           | 108.5                  |           | 118.1             |           | 142.1  |           |
| July      |   | 115.7  |           | 111.7  |           | 112.5                                   |           | 103.9  |           | 101.8   |           | 108.5                  |           | 119.1             |           | 149.0  |           |
| Aug.      |   | 115.6  | 115.9     | 111.4  | 111.7     | 113.3                                   | 112.8     | 104.8  | 104.4     | 111.6   | 109.3     | 107.6                  | 108.1     | 119.0             | 119.7     | 138.7  | 144.5     |
| Sep.      |   | 116.3  |           | 112.1  |           | 112.5                                   |           | 104.5  |           | 114.6   |           | 108.3                  |           | 120.9             |           | 145.8  |           |
| Oct.      |   | 115.1  |           | 110.9  |           | 112.6                                   |           | 105.0  |           | 109.3   |           | 106.5                  |           | 120.2             |           | 138.5  |           |
| Nov.      |   | 116.5  | 115.8     | 111.9  | 111.3     | 114.3                                   | 113.1     | 110.7  | 106.6     | 110.1   | 109.9     | 108.9                  | 107.9     | 119.2             | 120.4     | 133.9  | 138.3     |
| Dec.      |   | 115.8  |           | 111.2  |           | 112.5                                   |           | 104.0  |           | 110.2   |           | 108.4                  |           | 121.8             |           | 142.6  |           |
| 2020 Jan. |   | 116.5  |           | 111.8  |           | 112.6                                   |           | 104.5  |           | 110.3   |           | 109.2                  |           | 125.2             |           | 142.1  |           |
| Feb.      |   | 117.0  | 116.6     | 112.1  | 111.7     | 118.4                                   | 119.6     | 104.9  | 86.6      | 110.9   | 102.9     | 109.2                  | 105.7     | 124.4             | 128.6     | 140.1  | 143.9     |
| Mar.      |   | 116.3  |           | 111.3  |           | 127.8                                   |           | 50.4   |           | 87.5  |           | 98.8                   |           | 136.1             |           | 149.5  |           |
| Apr.      |   | 110.5  |           | 105.7  |           | 122.9                                   |           | 27.7   |           | 63.1  |           | 94.4                   |           | 117.2             |           | 176.6  |           |
| May       |   | 123.4  | 119.2     | 118.3  | 114.1     | 125.1                                   | 121.8     | 76.5   | 66.3      | 114.3   | 97.4      | 123.5                  | 114.1     | 117.4             | 119.3     | 175.8  | 176.1     |
| June      |   | 123.6  |           | 118.2  |           | 117.3                                   |           | 94.8   |           | 114.9   |           | 124.5                  |           | 123.3             |           | 175.9  |           |
| July      |   | 123.3  |           | 117.6  |           | 118.0                                   |           | 98.3   |           | 116.6   |           | 125.8                  |           | 122.7             |           | 170.3  |           |
| Aug.      |   | 125.4  | 124.3     | 119.2  | 118.4     | 123.3                                   | 120.6     | 97.2   | 97.1      | 113.3   | 112.7     | 125.0                  | 124.8     | 124.3             | 124.5     | 173.5  | 171.1     |
| Sep.      |   | 124.2  |           | 118.3  |           | 120.4                                   |           | 95.9   |           | 108.2   |           | 123.7                  |           | 126.5             |           | 169.6  |           |
| Oct.      |   | 127.0  |           | 120.9  |           | 122.6                                   |           | 98.3   |           | 119.6   |           | 125.2                  |           | 128.2             |           | 178.8  |           |
| Nov.      |   | 128.6  | 125.5     | 122.5  | 119.4     | 122.6                                   | 123.1     | 86.5   | 81.9      | 126.9   | 113.9     | 132.3                  | 124.4     | 129.0             | 128.9     | 184.5  | 182.6     |
| Dec.      |   | 120.9  |           | 114.8  |           | 124.0                                   |           | 60.8   |           | 95.2  |           | 115.6                  |           | 129.5             |           | 184.4  |           |
| 2021 Jan. | 4 | 110.7  |           | 104.7  |           | 124.8                                   |           | 23.7   |           | 58.0  |           | 65.3                   |           | 125.1             |           | 190.2  |           |
| Feb.      |   | 114.7  | 117.4     | 108.4  | 111.0     | 124.8                                   | 126.3     | 29.5   | 37.3      | 69.9  | 71.9      | 75.3                   | 84.3      | 131.5             | 129.7     | 196.3  | 195.0     |
| Mar.      |   | 126.8  |           | 119.8  |           | 129.2                                   |           | 58.8   |           | 87.9  |           | 112.3                  |           | 132.5             |           | 198.4  |           |
| Apr.      |   | 120.0  |           | 113.4  |           | 122.3                                   |           | 37.0   |           | 80.4  |           | 99.0                   |           | 134.1             |           | 196.0  |           |
| May       |   | 125.4  | 126.1     | 118.1  | 118.8     | 124.3                                   | 122.2     | 61.1   | 70.2      | 87.2  | 91.9      | 109.0                  | 112.2     | 133.6             | 134.3     | 205.8  | 200.6     |
| June      |   | 133.0  |           | 125.0  |           | 120.1                                   |           | 112.4  |           | 108.1   |           | 128.6                  |           | 135.3             |           | 200.1  |           |
| July      |   | 126.0  |           | 117.8  |           | 119.1                                   |           | 102.9  |           | 107.8   |           | 122.1                  |           | 134.7             |           | 175.3  |           |
| Aug.      |   | 127.9  | 126.5     | 119.3  | 118.0     | 117.0                                   | 118.3     | 106.6  | 101.6     | 109.7   | 107.8     | 126.6                  | 122.6     | 138.5             | 135.9     | 187.1  | 181.4     |
| Sep.      |   | 125.5  |           | 116.8  |           | 118.9                                   |           | 95.3   |           | 106.0   |           | 119.1                  |           | 134.4             |           | 181.9  |           |
| Oct.      |   | 128.1  |           | 118.8  |           | 119.6                                   |           | 103.4  |           | 107.4   |           | 121.4                  |           | 138.8             |           | 187.2  |           |
| Nov.      |   | 131.5  | 128.8     | 121.6  | 119.0     | 120.7                                   | 120.2     | 100.6  | 96.4      | 110.2   | 107.5     | 122.0                  | 120.5     | 140.6             | 140.3     | 190.3  | 188.0     |
| Dec.      |   | 126.8  |           | 116.7  |           | 120.3                                   |           | 85.2   |           | 104.8   |           | 118.0                  |           | 141.6             |           | 186.5  |           |
| 2022 Jan. |   | 130.9  |           | 119.7  |           | 125.6                                   |           | 86.1   |           | 106.7   |           | 126.5                  |           | 141.5             |           | 188.0  |           |
| Feb.      |   | 131.5  | 132.5     | 119.8  | 119.9     | 125.4                                   | 126.8     | 95.3   | 92.2      | 108.5   | 107.0     | 126.6                  | 126.4     | 139.7             | 141.7     | 189.9  | 188.4     |
| Mar.      |   | 135.1  |           | 120.3  |           | 129.3                                   |           | 95.1   |           | 105.9   |           | 126.0                  |           | 144.0             |           | 187.2  |           |
| Apr.      |   | 132.7  |           | 117.5  |           | 125.5                                   |           | 95.6   |           | 107.3   |           | 123.5                  |           | 143.2             |           | 188.2  |           |
| May       |   | 134.5  | 133.8     | 117.2  | 116.8     | 125.2                                   | 125.4     | 107.7  | 102.5     | 106.2   | 106.0     | 125.0                  | 123.5     | 145.4             | 144.7     | 189.8  | 189.8     |
| June      |   | 134.1  |           | 115.7  |           | 125.5                                   |           | 104.3  |           | 104.6   |           | 121.9                  |           | 145.5             |           | 191.3  |           |
| July      |   | 136.1  |           | 116.3  |           | 129.0                                   |           | 105.7  |           | 106.8   |           | 122.1                  |           | 147.9             |           | 199.6  |           |
| Aug.      |   | 135.7  | 136.9     | 114.8  | 115.9     | 128.7                                   | 130.2     | 104.0  | 106.7     | 106.9   | 108.8     | 122.1                  | 123.0     | 148.4             | 148.6     | 194.4  | 197.8     |
| Sep.      |   | 138.8  |           | 116.5  |           | 133.0                                   |           | 110.5  |           | 112.6   |           | 124.9                  |           | 149.4             |           | 199.3  |           |
| Oct.      |   | 136.2  |           | 113.2  |           | 132.7                                   |           | 104.2  |           | 109.4   |           | 121.3                  |           | 143.9             |           | 189.3  |           |
| Nov.      |   | 138.6  | ...       | 115.1  | ...       | 132.8                                   | ...       | 113.3  | ...       | 110.8   | ...       | 122.0                  | ...       | 148.7             | ...       | 189.9  | ...       |

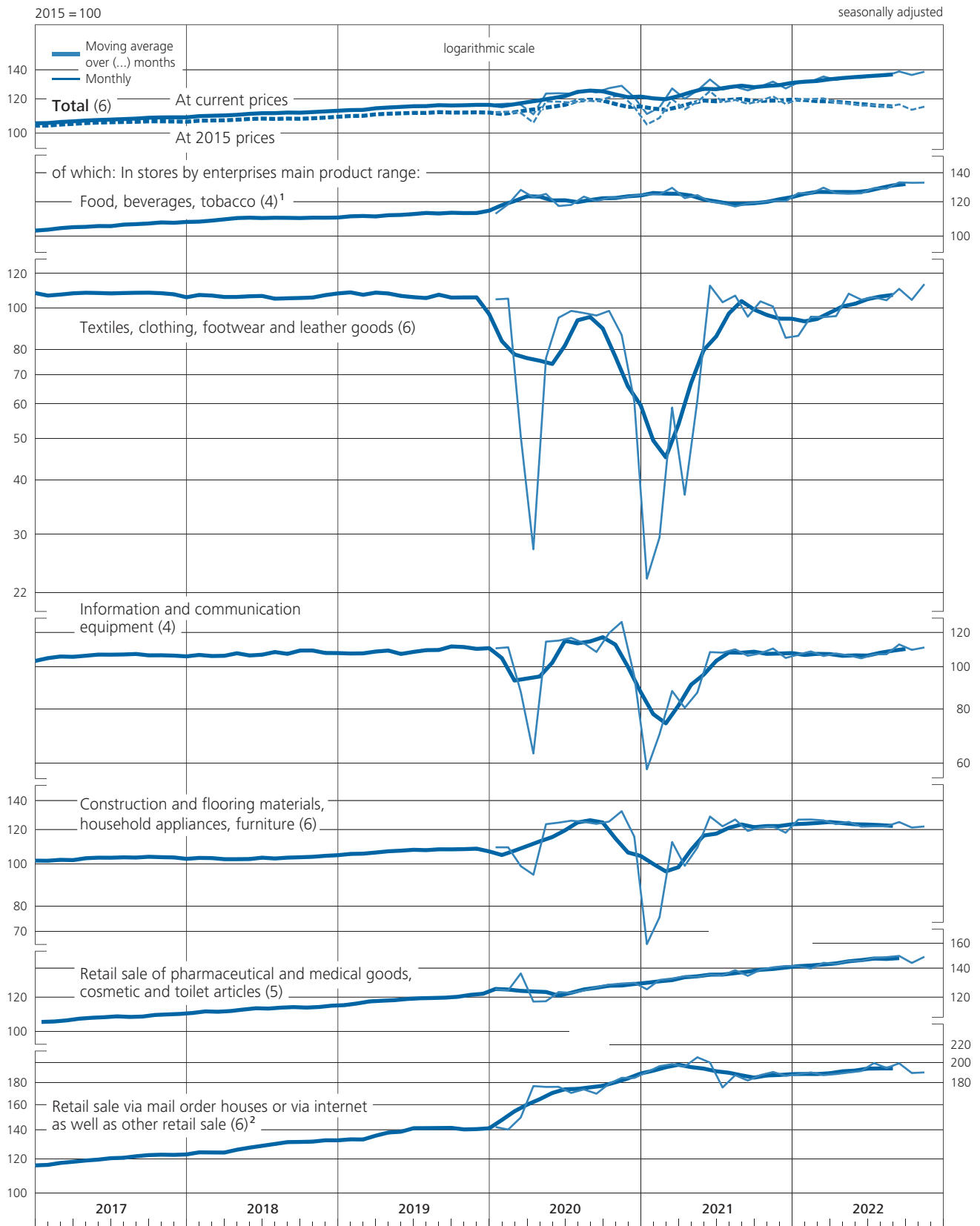
Source of the unadjusted figures: Federal Statistical Office. \* Excluding value added tax. 1 Including stalls and markets. 2 Excluding stores, stalls and markets. 3 Classification of Economic Activities, 2008 edition. Identical with NACE Rev. 2 at the level of classes

(four-digit numerical code). 4 As of January 2021 figures are provisional, partially revised and particularly uncertain in recent months due to estimates for missing reports.

### III. Economic activity and prices

#### 4. Turnover

#### c) Retail turnover\*



\* Excluding value added tax. <sup>1</sup> Including stalls and markets. <sup>2</sup> Excluding stores, stalls and markets.

### III. Economic activity and prices

#### 4. Turnover

##### d) Turnover in services

2015 = 100

(R) seasonally adjusted

| WZ 2008 <sup>3</sup>     | Total 1,2 | of which:                  |         |                               |         |                        |         |   |         |   |       |
|--------------------------|-----------|----------------------------|---------|-------------------------------|---------|------------------------|---------|---|---------|---|-------|
|                          |           | Transportation and storage |         | Information and communication |         | Real estate activities |         | Professional, scientific and technical activities |         | Administrative and support service activities |       |
|                          |           | H                          | J       | L                             | M       | N                      |         |   |         |   |       |
| Period                   | monthly   | quarterly                  | monthly | quarterly                     | monthly | quarterly              | monthly | quarterly   | monthly | quarterly                                     |       |
| 2017 Sep.                | 109.5     |                            | 111.5   |                               | 105.9   |                        | 106.6   |   | 108.4   |   | 114.6 |
| Oct.                     | 108.6     |                            | 109.4   |                               | 105.8   |                        | 106.9   |   | 108.6   |   | 112.1 |
| Nov.                     | 109.7     | 109.4                      | 111.1   | 110.7                         | 104.5   | 105.9                  | 113.6   | 108.2   | 107.5   | 108.0   | 114.5 |
| Dec.                     | 109.8     |                            | 111.5   |                               | 107.5   |                        | 104.2   |   | 108.0   |   | 115.7 |
| 2018 Jan.                | 110.4     |                            | 109.0   |                               | 111.4   |                        | 106.5   |   | 108.3   |   | 115.6 |
| Feb.                     | 109.8     | 109.8                      | 109.5   | 108.6                         | 108.0   | 110.0                  | 107.2   | 107.2   | 107.6   | 107.8   | 116.5 |
| Mar.                     | 109.3     |                            | 107.3   |                               | 110.7   |                        | 107.9   |   | 107.4   |   | 113.1 |
| Apr.                     | 110.0     |                            | 108.8   |                               | 111.9   |                        | 105.9   |   | 108.4   |   | 112.9 |
| May                      | 112.5     | 111.1                      | 110.6   | 110.0                         | 113.2   | 111.8                  | 111.6   | 107.8   | 110.0   | 108.9   | 117.9 |
| June                     | 110.7     |                            | 110.7   |                               | 110.2   |                        | 106.0   |   | 108.2   |   | 116.5 |
| July                     | 112.8     |                            | 113.3   |                               | 113.9   |                        | 106.0   |   | 110.5   |   | 117.5 |
| Aug.                     | 112.2     | 112.7                      | 110.0   | 112.1                         | 113.2   | 113.3                  | 109.9   | 108.2   | 110.6   | 111.0   | 116.7 |
| Sep.                     | 113.1     |                            | 113.0   |                               | 112.7   |                        | 108.6   |   | 111.8   |   | 117.3 |
| Oct.                     | 113.2     |                            | 115.0   |                               | 111.9   |                        | 108.5   |   | 110.5   |   | 118.1 |
| Nov.                     | 112.9     | 113.4                      | 113.6   | 113.5                         | 110.4   | 111.9                  | 110.2   | 109.7   | 110.2   | 111.4   | 119.2 |
| Dec.                     | 114.1     |                            | 111.9   |                               | 113.3   |                        | 110.3   |   | 113.4   |   | 121.0 |
| 2019 Jan.                | 113.9     |                            | 113.4   |                               | 111.8   |                        | 109.5   |   | 114.1   |   | 119.6 |
| Feb.                     | 113.2     | 113.4                      | 114.4   | 113.5                         | 106.8   | 109.9                  | 108.9   | 109.8   | 113.0   | 113.5   | 121.4 |
| Mar.                     | 113.2     |                            | 112.7   |                               | 111.1   |                        | 110.9   |   | 113.4   |   | 117.0 |
| Apr.                     | 113.1     |                            | 112.2   |                               | 112.3   |                        | 110.3   |   | 113.7   |   | 115.9 |
| May                      | 113.2     | 114.1                      | 110.4   | 113.3                         | 111.1   | 112.2                  | 114.2   | 111.7   | 112.9   | 113.7   | 117.4 |
| June                     | 116.0     |                            | 117.3   |                               | 113.2   |                        | 110.6   |   | 114.4   |   | 122.0 |
| July                     | 114.2     |                            | 115.2   |                               | 112.1   |                        | 109.1   |   | 114.3   |   | 117.5 |
| Aug.                     | 115.5     | 114.8                      | 115.2   | 115.3                         | 112.8   | 112.8                  | 114.0   | 111.2   | 115.4   | 114.8   | 119.0 |
| Sep.                     | 114.8     |                            | 115.4   |                               | 113.5   |                        | 110.4   |   | 114.8   |   | 117.7 |
| Oct.                     | 115.9     |                            | 114.5   |                               | 114.9   |                        | 112.6   |   | 114.2   |   | 121.7 |
| Nov.                     | 116.1     | 115.7                      | 114.8   | 113.2                         | 114.7   | 114.7                  | 114.9   | 113.5   | 114.3   | 114.6   | 120.4 |
| Dec.                     | 115.0     |                            | 110.2   |                               | 114.4   |                        | 112.9   |   | 115.4   |   | 121.0 |
| 2020 Jan.                | 112.2     |                            | 114.3   |                               | 113.7   |                        | 85.1    |   | 116.8   |   | 119.2 |
| Feb.                     | 111.2     | 109.2                      | 109.0   | 109.2                         | 111.4   | 112.0                  | 87.3    | 85.4  | 117.2   | 117.3   | 120.5 |
| Mar.                     | 104.2     |                            | 104.4   |                               | 111.0   |                        | 83.7    |   | 117.9   |   | 108.1 |
| Apr.                     | 94.7      |                            | 94.0    |                               | 110.6   |                        | 80.5    |   | 108.7   |   | 92.3  |
| May                      | 94.8      | 95.6                       | 93.8    | 94.1                          | 108.5   | 109.3                  | 79.9    | 80.8  | 107.7   | 108.6   | 92.2  |
| June                     | 97.4      |                            | 94.5    |                               | 108.8   |                        | 82.1    |   | 109.3   |   | 93.4  |
| July                     | 100.4     |                            | 97.2    |                               | 110.8   |                        | 83.5    |   | 108.1   |   | 96.8  |
| Aug.                     | 101.7     | 101.0                      | 101.7   | 100.1                         | 110.3   | 109.3                  | 83.1    | 83.7  | 109.3   | 109.4   | 95.8  |
| Sep.                     | 100.8     |                            | 101.3   |                               | 106.9   |                        | 84.5    |   | 110.8   |   | 94.0  |
| Oct.                     | 104.4     |                            | 100.8   |                               | 116.3   |                        | 84.4    |   | 117.4   |   | 100.1 |
| Nov.                     | 102.3     | 103.5                      | 105.1   | 105.3                         | 115.4   | 114.9                  | 82.3    | 84.1  | 114.7   | 115.5   | 102.7 |
| Dec.                     | 103.7     |                            | 109.9   |                               | 113.0   |                        | 85.6    |   | 114.3   |   | 106.5 |
| 2021 Jan. <sup>2,4</sup> | 104.6     |                            | 110.9   |                               | 109.8   |                        | 87.7    |   | 114.1   |   | 112.4 |
| Feb.                     | 105.3     | 106.2                      | 109.5   | 111.6                         | 117.4   | 115.1                  | 89.2    | 88.7  | 111.3   | 114.3   | 111.3 |
| Mar.                     | 108.6     |                            | 114.4   |                               | 118.2   |                        | 89.2    |   | 117.5   |   | 115.0 |
| Apr.                     | 108.3     |                            | 112.9   |                               | 114.8   |                        | 92.1    |   | 117.7   |   | 118.0 |
| May                      | 113.1     | 112.2                      | 125.3   | 121.2                         | 120.4   | 117.5                  | 92.2    | 92.5  | 120.2   | 119.2   | 114.4 |
| June                     | 115.1     |                            | 125.3   |                               | 117.4   |                        | 93.1    |   | 119.8   |   | 118.0 |
| July                     | 117.1     |                            | 125.3   |                               | 118.5   |                        | 92.8    |   | 120.4   |   | 120.2 |
| Aug.                     | 118.3     | 117.8                      | 126.9   | 126.5                         | 120.3   | 118.6                  | 91.9    | 92.7  | 120.9   | 120.3   | 120.3 |
| Sep.                     | 118.1     |                            | 127.3   |                               | 117.1   |                        | 93.5    |   | 119.5   |   | 123.6 |
| Oct.                     | 121.0     |                            | 131.8   |                               | 120.0   |                        | 93.2    |   | 124.1   |   | 124.9 |
| Nov.                     | 121.7     | 121.2                      | 137.0   | 132.9                         | 118.8   | 122.2                  | 94.1    | 94.2  | 126.0   | 125.0   | 126.8 |
| Dec.                     | 120.9     |                            | 130.0   |                               | 127.7   |                        | 95.4    |   | 125.0   |   | 127.6 |
| 2022 Jan.                | 120.0     |                            | 133.7   |                               | 115.1   |                        | 94.6    |   | 126.2   |   | 128.0 |
| Feb.                     | 123.9     | 123.0                      | 131.5   | 134.1                         | 128.3   | 123.5                  | 97.8    | 95.4  | 127.0   | 126.4   | 132.3 |
| Mar.                     | 125.0     |                            | 137.0   |                               | 127.1   |                        | 93.8    |   | 126.1   |   | 136.3 |
| Apr.                     | 127.9     |                            | 138.0   |                               | 125.6   |                        | 99.1    |   | 127.8   |   | 140.2 |
| May                      | 136.0     | 133.1                      | 155.4   | 149.1                         | 128.8   | 128.0                  | 97.2    | 98.2  | 133.1   | 131.9   | 146.4 |
| June                     | 135.3     |                            | 154.0   |                               | 129.5   |                        | 98.2    |   | 134.8   |   | 140.6 |
| July                     | 135.9     |                            | 153.4   |                               | 130.3   |                        | 100.5   |   | 136.0   |   | 140.8 |
| Aug.                     | 136.1     | 136.3                      | 151.2   | 151.8                         | 131.1   | 131.5                  | 97.9    | 99.7  | 137.9   | 136.9   | 144.4 |
| Sep.                     | 136.8     |                            | 150.8   |                               | 133.2   |                        | 100.7   |   | 136.9   |   | 144.3 |
| Oct.                     | 135.6     |                            | 149.9   |                               | 130.0   |                        | 99.2    |   | 137.9   |   | 142.8 |

Source of the unadjusted figures: Federal Statistical Office. **1** The turnover in the service sector includes the sections transportation and storage, accommodation and food service activities, information and communication, real estate activities, professional, scientific and technical activities as well as administrative and support service activities. The turnover in accommodation and food service activities is measured by an index that is currently labelled experimental and which is not identical

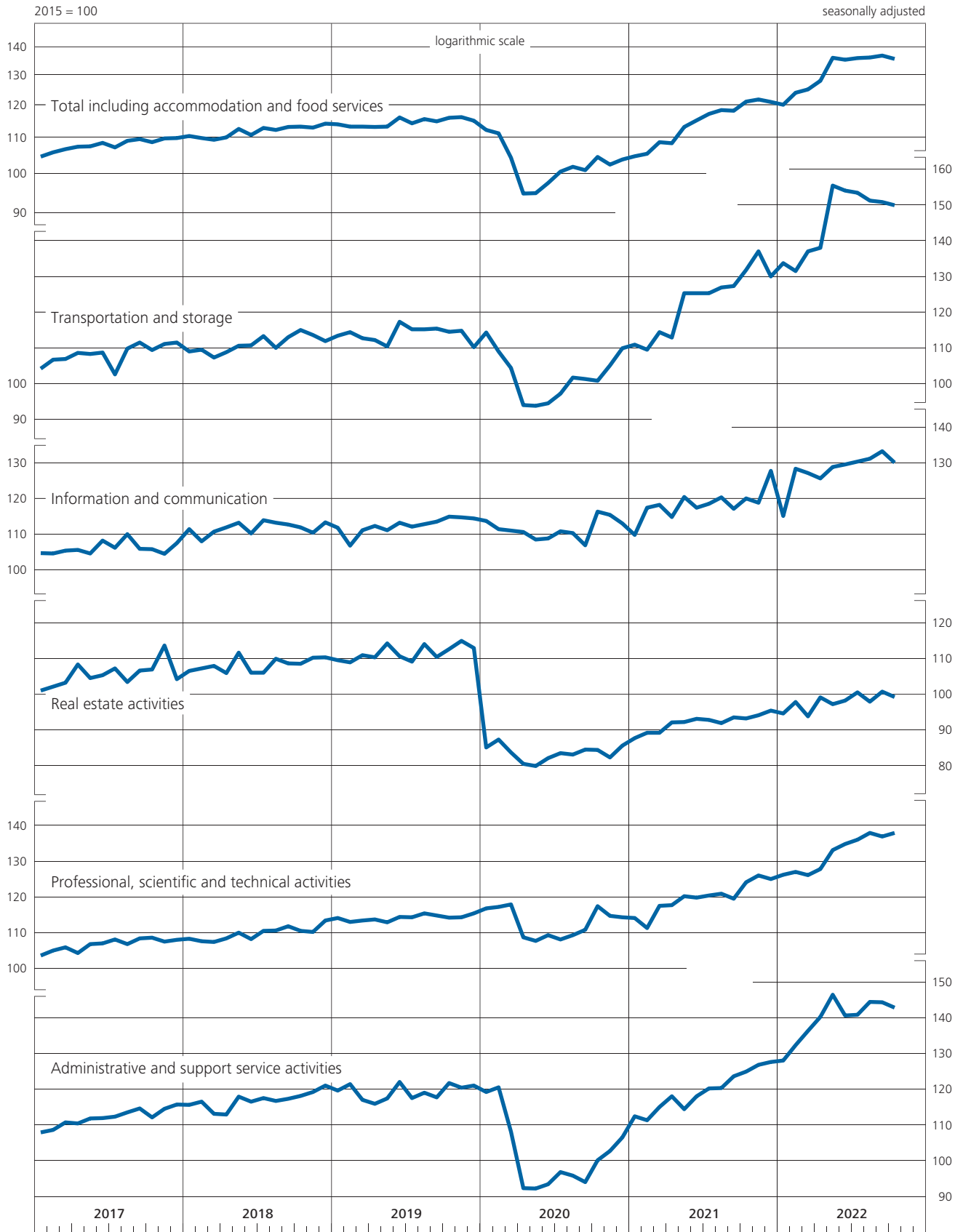
with the published relatives of accommodation and food service activities. **2** Figures partially revised. **3** Classification of Economic Activities, 2008 edition. **4** From 2021 based on monthly survey. Before based on the data of a quarterly survey that have been transformed to monthly figures using administrative data. Due to the recalculation, the estimation of seasonally and calendar-adjusted figures is subject to greater uncertainty.



III. Economic activity and prices

4. Turnover

d) Turnover in services



### III. Economic activity and prices

#### 5. Employment and labour market \*

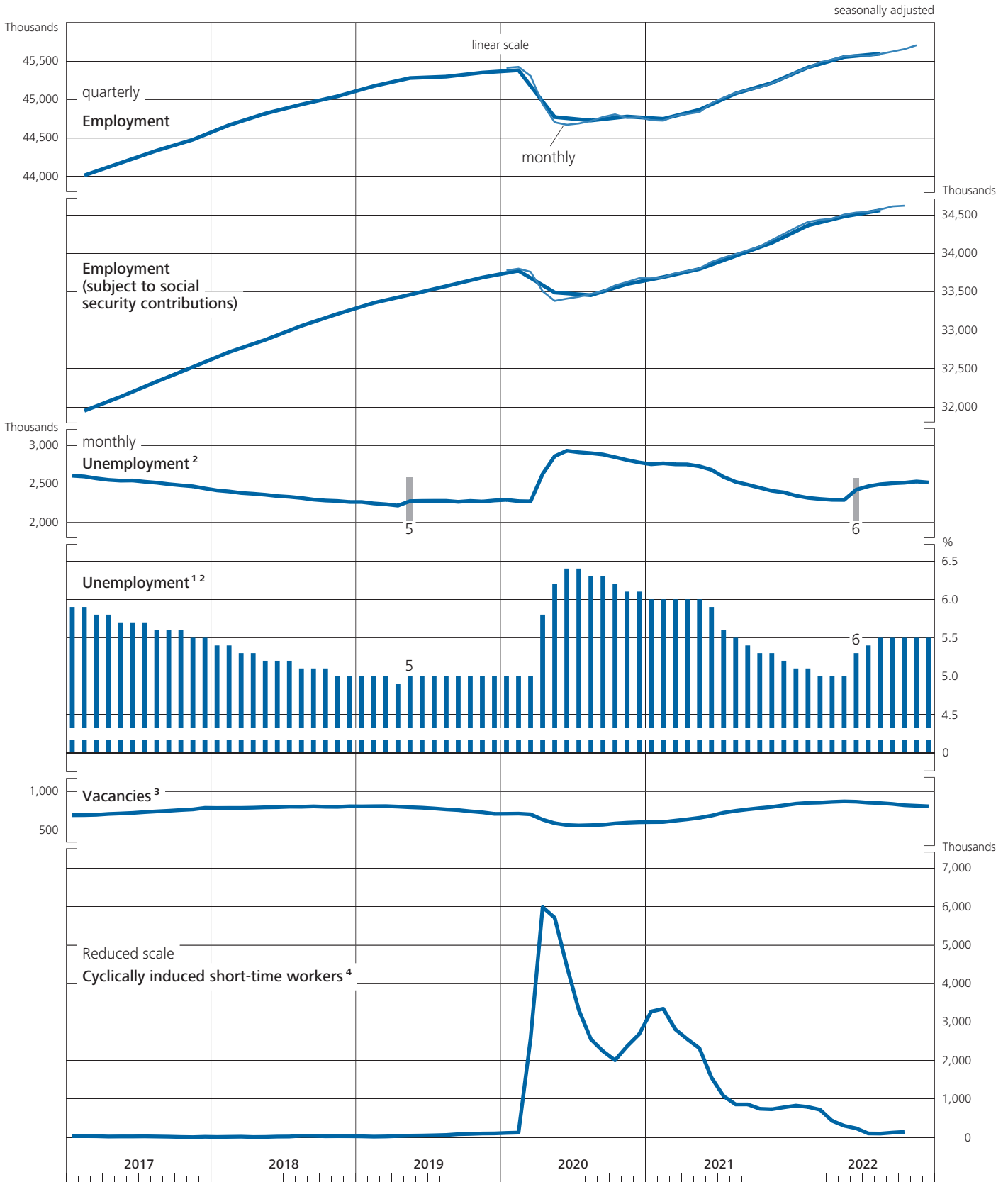
(R) seasonally adjusted

| Period    | Employment (standardised EU definition) <sup>1</sup> |           | Employment (subject to social security contributions) |           | Exclusively marginal employment <sup>2</sup> |           | Unemployment, registered (definition of the Federal Employment Agency) <sup>3</sup> |           |         |           | Cyclically induced short-time workers (A) <sup>4</sup> |           | Vacancies <sup>5</sup> |           |  |           |  |  |           |  |  |  |
|-----------|--|-----------|---|-----------|--|-----------|---|-----------|---------|-----------|--|-----------|------------------------|-----------|--|-----------|--|--|-----------|--|--|--|
|           | Thousands  |           |   |           |  |           |   |           |         |           |  |           |                        |           | As a percentage of the civilian labour force |           |  |  | Thousands |  |  |  |
|           | monthly  | quarterly | monthly   | quarterly | monthly                                      | quarterly | monthly   | quarterly | monthly | quarterly | monthly  | quarterly | monthly                | quarterly | monthly                                      | quarterly |  |  |           |  |  |  |
| 2017 Nov. | 44,480   | 44,479    | 32,562  | 32,522    | 4,709  | 4,713     | 2,470   | 2,465     | 5.5     | 5.5       | 8  | 13        | 767                    | 771       |  |           |  |  |           |  |  |  |
| Dec.      | 44,542   |           | 32,619  |           | 4,707  |           | 2,442   |           | 5.5     |           | 18   |           | 787                    |           |  |           |  |  |           |  |  |  |
| 2018 Jan. | 44,633   |           | 32,702  |           | 4,708  |           | 2,417   |           | 5.4     |           | 12   |           | 785                    |           |  |           |  |  |           |  |  |  |
| Feb.      | 44,663   | 44,669    | 32,747  | 32,716    | 4,698  | 4,702     | 2,403   | 2,401     | 5.4     | 5.4       | 17   | 16        | 786                    | 786       |  |           |  |  |           |  |  |  |
| Mar.      | 44,710   |           | 32,780  |           | 4,694  |           | 2,383   |           | 5.3     |           | 20   |           | 786                    |           |  |           |  |  |           |  |  |  |
| Apr.      | 44,769   |           | 32,855  |           | 4,691  |           | 2,373   |           | 5.3     |           | 11   |           | 789                    |           |  |           |  |  |           |  |  |  |
| May       | 44,833   | 44,819    | 32,903  | 32,875    | 4,690  | 4,690     | 2,360   | 2,358     | 5.2     | 5.2       | 13   | 16        | 794                    | 793       |  |           |  |  |           |  |  |  |
| June      | 44,854   |           | 32,953  |           | 4,684  |           | 2,343   |           | 5.2     |           | 22   |           | 796                    |           |  |           |  |  |           |  |  |  |
| July      | 44,902   |           | 33,030  |           | 4,670  |           | 2,333   |           | 5.2     |           | 25   |           | 802                    |           |  |           |  |  |           |  |  |  |
| Aug.      | 44,952   | 44,937    | 33,103  | 33,057    | 4,653  | 4,662     | 2,318   | 2,316     | 5.1     | 5.1       | 43   | 36        | 801                    | 803       |  |           |  |  |           |  |  |  |
| Sep.      | 44,957   |           | 33,124  |           | 4,643  |           | 2,297   |           | 5.1     |           | 40   |           | 806                    |           |  |           |  |  |           |  |  |  |
| Oct.      | 44,993   |           | 33,195  |           | 4,634  |           | 2,285   |           | 5.1     |           | 31   |           | 801                    |           |  |           |  |  |           |  |  |  |
| Nov.      | 45,056   | 45,044    | 33,241  | 33,213    | 4,627  | 4,632     | 2,279   | 2,277     | 5.0     | 5.0       | 34   | 33        | 800                    | 803       |  |           |  |  |           |  |  |  |
| Dec.      | 45,084   |           | 33,284  |           | 4,624  |           | 2,266   |           | 5.0     |           | 33   |           | 807                    |           |  |           |  |  |           |  |  |  |
| 2019 Jan. | 45,137   |           | 33,338  |           | 4,621  |           | 2,266   |           | 5.0     |           | 29   |           | 806                    |           |  |           |  |  |           |  |  |  |
| Feb.      | 45,174   | 45,176    | 33,386  | 33,356    | 4,618  | 4,619     | 2,247   | 2,250     | 5.0     | 5.0       | 22   | 26        | 808                    | 807       |  |           |  |  |           |  |  |  |
| Mar.      | 45,218   |           | 33,404  |           | 4,612  |           | 2,236   |           | 5.0     |           | 26   |           | 809                    |           |  |           |  |  |           |  |  |  |
| Apr.      | 45,273   |           | 33,458  |           | 4,612  |           | 2,219   |           | 4.9     |           | 38   |           | 803                    |           |  |           |  |  |           |  |  |  |
| May       | 45,288   | 45,281    | 33,482  | 33,463    | 4,601  | 4,605     | 2,277   | 2,259     | 5.0     | 5.0       | 46   | 45        | 795                    | 796       |  |           |  |  |           |  |  |  |
| June      | 45,281   |           | 33,494  |           | 4,590  |           | 2,280   |           | 5.0     |           | 50   |           | 789                    |           |  |           |  |  |           |  |  |  |
| July      | 45,303   |           | 33,557  |           | 4,579  |           | 2,281   |           | 5.0     |           | 56   |           | 779                    |           |  |           |  |  |           |  |  |  |
| Aug.      | 45,292   | 45,299    | 33,590  | 33,573    | 4,556  | 4,567     | 2,281   | 2,277     | 5.0     | 5.0       | 64   | 69        | 767                    | 768       |  |           |  |  |           |  |  |  |
| Sep.      | 45,303   |           | 33,648  |           | 4,539  |           | 2,268   |           | 5.0     |           | 86   |           | 758                    |           |  |           |  |  |           |  |  |  |
| Oct.      | 45,330   |           | 33,678  |           | 4,525  |           | 2,280   |           | 5.0     |           | 93   |           | 742                    |           |  |           |  |  |           |  |  |  |
| Nov.      | 45,356   | 45,352    | 33,694  | 33,686    | 4,521  | 4,525     | 2,272   | 2,279     | 5.0     | 5.0       | 103  | 101       | 729                    | 726       |  |           |  |  |           |  |  |  |
| Dec.      | 45,370   |           | 33,726  |           | 4,518  |           | 2,286   |           | 5.0     |           | 106  |           | 709                    |           |  |           |  |  |           |  |  |  |
| 2020 Jan. | 45,413   |           | 33,777  |           | 4,519  |           | 2,294   |           | 5.0     |           | 118  |           | 710                    |           |  |           |  |  |           |  |  |  |
| Feb.      | 45,426   | 45,382    | 33,801  | 33,774    | 4,515  | 4,496     | 2,277   | 2,282     | 5.0     | 5.0       | 127  | 940       | 712                    | 708       |  |           |  |  |           |  |  |  |
| Mar.      | 45,308   |           | 33,760  |           | 4,388  |           | 2,274   |           | 5.0     |           | 2,574  |           | 703                    |           |  |           |  |  |           |  |  |  |
| Apr.      | 44,941   |           | 33,507  |           | 4,199  |           | 2,631   |           | 5.8     |           | 5,992  |           | 634                    |           |  |           |  |  |           |  |  |  |
| May       | 44,705   | 44,773    | 33,382  | 33,491    | 4,183  | 4,227     | 2,862   | 2,808     | 6.2     | 6.1       | 5,715  | 5,389     | 587                    | 595       |  |           |  |  |           |  |  |  |
| June      | 44,673   |           | 33,411  |           | 4,209  |           | 2,933   |           | 6.4     |           | 4,460  |           | 564                    |           |  |           |  |  |           |  |  |  |
| July      | 44,690   |           | 33,436  |           | 4,243  |           | 2,913   |           | 6.4     |           | 3,314  |           | 558                    |           |  |           |  |  |           |  |  |  |
| Aug.      | 44,722   | 44,729    | 33,472  | 33,456    | 4,253  | 4,243     | 2,901   | 2,899     | 6.3     | 6.3       | 2,555  | 2,705     | 562                    | 562       |  |           |  |  |           |  |  |  |
| Sep.      | 44,774   |           | 33,510  |           | 4,258  |           | 2,884   |           | 6.3     |           | 2,245  |           | 568                    |           |  |           |  |  |           |  |  |  |
| Oct.      | 44,808   |           | 33,582  |           | 4,239  |           | 2,849   |           | 6.2     |           | 2,008  |           | 584                    |           |  |           |  |  |           |  |  |  |
| Nov.      | 44,761   | 44,780    | 33,628  | 33,601    | 4,153  | 4,194     | 2,812   | 2,814     | 6.1     | 6.1       | 2,372  | 2,355     | 594                    | 593       |  |           |  |  |           |  |  |  |
| Dec.      | 44,771   |           | 33,677  |           | 4,123  |           | 2,780   |           | 6.1     |           | 2,686  |           | 600                    |           |  |           |  |  |           |  |  |  |
| 2021 Jan. | 44,733   |           | 33,675  |           | 4,089  |           | 2,757   |           | 6.0     |           | 3,277  |           | 602                    |           |  |           |  |  |           |  |  |  |
| Feb.      | 44,727   | 44,750    | 33,689  | 33,691    | 4,075  | 4,087     | 2,769   | 2,761     | 6.0     | 6.0       | 3,350  | 3,147     | 603                    | 609       |  |           |  |  |           |  |  |  |
| Mar.      | 44,790   |           | 33,742  |           | 4,069  |           | 2,756   |           | 6.0     |           | 2,813  |           | 621                    |           |  |           |  |  |           |  |  |  |
| Apr.      | 44,814   |           | 33,769  |           | 4,046  |           | 2,755   |           | 6.0     |           | 2,555  |           | 638                    |           |  |           |  |  |           |  |  |  |
| May       | 44,838   | 44,868    | 33,803  | 33,796    | 4,046  | 4,059     | 2,730   | 2,723     | 6.0     | 5.9       | 2,320  | 2,144     | 658                    | 660       |  |           |  |  |           |  |  |  |
| June      | 44,953   |           | 33,889  |           | 4,102  |           | 2,685   |           | 5.9     |           | 1,556  |           | 686                    |           |  |           |  |  |           |  |  |  |
| July      | 45,027   |           | 33,944  |           | 4,137  |           | 2,592   |           | 5.6     |           | 1,075  |           | 724                    |           |  |           |  |  |           |  |  |  |
| Aug.      | 45,086   | 45,080    | 33,991  | 33,967    | 4,141  | 4,133     | 2,528   | 2,537     | 5.5     | 5.5       | 860  | 932       | 748                    | 746       |  |           |  |  |           |  |  |  |
| Sep.      | 45,127   |           | 34,040  |           | 4,139  |           | 2,491   |           | 5.4     |           | 861  |           | 767                    |           |  |           |  |  |           |  |  |  |
| Oct.      | 45,158   |           | 34,089  |           | 4,129  |           | 2,451   |           | 5.3     |           | 746  |           | 784                    |           |  |           |  |  |           |  |  |  |
| Nov.      | 45,215   | 45,217    | 34,174  | 34,137    | 4,118  | 4,123     | 2,412   | 2,418     | 5.3     | 5.3       | 734  | 755       | 799                    | 801       |  |           |  |  |           |  |  |  |
| Dec.      | 45,278   |           | 34,254  |           | 4,102  |           | 2,391   |           | 5.2     |           | 784  |           | 820                    |           |  |           |  |  |           |  |  |  |
| 2022 Jan. | r 45,356   |           | 34,334  |           | 4,094  |           | 2,348   |           | 5.1     |           | 829  |           | 841                    |           |  |           |  |  |           |  |  |  |
| Feb.      | r 45,414   | 45,419    | 34,409  | 34,363    | 4,100  | 4,098     | 2,320   | 2,324     | 5.1     | 5.1       | 794  | 781       | 852                    | 850       |  |           |  |  |           |  |  |  |
| Mar.      | r 45,487   |           | 34,436  |           | 4,099  |           | 2,305   |           | 5.0     |           | 722  |           | 856                    |           |  |           |  |  |           |  |  |  |
| Apr.      | r 45,520   |           | 34,452  |           | 4,100  |           | 2,294   |           | 5.0     |           | 432  |           | 865                    |           |  |           |  |  |           |  |  |  |
| May       | r 45,562   | 45,554    | 34,505  | 34,480    | 4,109  | 4,105     | 2,293   | 2,338     | 5.0     | 5.1       | 304  | 324       | 871                    | 868       |  |           |  |  |           |  |  |  |
| June      | r 45,579   |           | 34,531  |           | 4,115  |           | 2,426   |           | 5.3     |           | 237  |           | 867                    |           |  |           |  |  |           |  |  |  |
| July      | r 45,571   |           | 9 34,538  |           | 9 4,111                                      |           | 2,471   |           | 5.4     |           | 9 104  |           | 855                    |           |  |           |  |  |           |  |  |  |
| Aug.      | r 45,594   | 45,597    | 9 34,571  | 34,560    | 9 4,136                                      | 4,126     | 2,497   | 2,492     | 5.5     | 5.5       | 9 101  | 111       | 849                    | 847       |  |           |  |  |           |  |  |  |
| Sep.      | r 45,625   |           | 9 34,611  |           | 9 4,148                                      |           | 2,510   |           | 5.5     |           | 9 126  |           | 838                    |           |  |           |  |  |           |  |  |  |
| Oct.      | r 45,657   |           | 9 34,620  |           | 9 4,162                                      |           | 2,517   |           | 5.5     |           | 9 145  |           | 821                    |           |  |           |  |  |           |  |  |  |
| Nov.      | 10 45,707  | ...       | ...   | ...       | ...  | ...       | 2,533   | 2,523     | 5.5     | 5.5       | ...  | ...       | 814                    | 814       |  |           |  |  |           |  |  |  |
| Dec.      | ...  | ...       | ...   | ...       | ...  | ...       | 2,520   | ...       | 5.5     | ...       | ...  | ...       | 807                    | ...       |  |           |  |  |           |  |  |  |

Sources of the unadjusted figures: Federal Statistical Office, Federal Employment Agency. \* For employment (EU definition): averages; employment (subject to social security contributions) and exclusively marginal employment: end-of-month levels; unemployment (registered) and vacancies: mid-month levels; short-time workers: flows; quarterly figures: averages **1** Workplace concept. **2** Earned income does not regularly exceed €450 per month (until December 2012: €400). **3** See explanatory notes. **4** Definition in accordance with Section 96 of the Social Security Code (SGB III). **5** Excluding government-assisted forms of employment and seasonal jobs, including jobs located abroad. **6** Statistical break due to ex post registration of unemployed

persons in the jurisdiction SGB II. **7** As of May 2022, calculated on the basis of updated labour figures. **8** Inclusion of refugees in need from Ukraine under the SGB II. **9** Unadjusted figures estimated by the Federal Employment Agency. The estimates for Germany in 2020 and 2021 deviated from the final figures by a maximum of 0.1 % for employees subject to social contributions, by a maximum of 0.9 % for persons solely in jobs exempt from social contributions and by a maximum of 28.1 % for cyclically induced short-time work. **10** Initial preliminary estimate by the Federal Statistical Office.

III. Economic activity and prices  
 5. Employment and labour market



**1** Registered unemployment as a percentage of the civilian labour force. **2** Definition of the Federal Employment Agency. **3** Excluding government-assisted forms of employment. **4** Definition in accordance with Section 96 of the Social Security

Code (SGB III). **5** Statistical break due to ex post registration of unemployed persons in the jurisdiction SGB II. **6** Inclusion of refugees in need from Ukraine under the SGB II.

### III. Economic activity and prices

#### 6. Labour costs \*

2016 = 100

(R) r seasonally adjusted

| WZ 2008 <sup>2</sup>                     | Period  | of which:         |                                  |       |                                  |                    |                                  |       |                                  |                             |                                  |       |                                  |       |                                  |       |                                  |
|--|---------|-------------------|----------------------------------|-------|----------------------------------|--------------------|----------------------------------|-------|----------------------------------|-----------------------------|----------------------------------|-------|----------------------------------|-------|----------------------------------|-------|----------------------------------|
|  |         | Production sector |                                  |       |                                  | Service activities |                                  |       |                                  | Private sector <sup>1</sup> |                                  |       |                                  |       |                                  |       |                                  |
|  |         | B - S             |                                  | B - F |                                  | C                  |                                  | F     |                                  | G - S                       |                                  | G - N |                                  | O - S |                                  | B - N |                                  |
|  |         | Index             | Change from previous period in % | Index | Change from previous period in % | Index              | Change from previous period in % | Index | Change from previous period in % | Index                       | Change from previous period in % | Index | Change from previous period in % | Index | Change from previous period in % | Index | Change from previous period in % |
| <b>Index of labour costs</b>             |         |                   |                                  |       |                                  |                    |                                  |       |                                  |                             |                                  |       |                                  |       |                                  |       |                                  |
|  | 2018 Q2 | 105.3             | 0.0                              | 106.1 | 0.9                              | 105.7              | 1.0                              | 109.4 | 1.1                              | 105.0                       | -0.4                             | 105.7 | -0.2                             | 104.0 | -0.6                             | 105.9 | 0.3                              |
|  | Q3      | 106.7             | 1.3                              | 106.3 | 0.3                              | 105.8              | 0.1                              | 109.4 | -0.0                             | 106.8                       | 1.7                              | 107.5 | 1.7                              | 105.8 | 1.8                              | 107.0 | 1.1                              |
|  | Q4      | 106.3             | -0.4                             | 106.5 | 0.1                              | 105.8              | 0.0                              | 110.6 | 1.1                              | 106.2                       | -0.6                             | 106.4 | -1.0                             | 105.9 | 0.0                              | 106.4 | -0.5                             |
|  | 2019 Q1 | 107.7             | 1.3                              | 107.5 | 1.0                              | 107.0              | 1.1                              | 110.7 | 0.1                              | 107.7                       | 1.5                              | 108.7 | 2.2                              | 106.4 | 0.5                              | 108.2 | 1.7                              |
|  | Q2      | 109.5             | 1.7                              | 108.8 | 1.2                              | 107.9              | 0.8                              | 113.6 | 2.6                              | 109.8                       | 1.9                              | 110.3 | 1.5                              | 109.1 | 2.6                              | 109.6 | 1.3                              |
|  | Q3      | 109.8             | 0.3                              | 110.2 | 1.3                              | 110.3              | 2.3                              | 111.2 | -2.1                             | 109.6                       | -0.2                             | 110.3 | -0.0                             | 108.6 | -0.5                             | 110.3 | 0.6                              |
|  | Q4      | 109.5             | -0.2                             | 109.1 | -1.0                             | 108.1              | -2.0                             | 114.9 | 3.3                              | 109.7                       | 0.1                              | 110.2 | -0.1                             | 109.1 | 0.5                              | 109.7 | -0.5                             |
|  | 2020 Q1 | 112.4             | 2.6                              | 109.9 | 0.7                              | 109.1              | 1.0                              | 113.1 | -1.6                             | 113.5                       | 3.4                              | 112.9 | 2.5                              | 114.2 | 4.6                              | 111.6 | 1.7                              |
|  | Q2      | 112.7             | 0.3                              | 109.0 | -0.8                             | 107.9              | -1.2                             | 113.9 | 0.7                              | 114.5                       | 0.9                              | 113.8 | 0.7                              | 115.4 | 1.0                              | 111.6 | 0.0                              |
|  | Q3      | 115.1             | 2.1                              | 113.6 | 4.2                              | 113.4              | 5.1                              | 114.9 | 0.9                              | 115.7                       | 1.1                              | 115.5 | 1.5                              | 116.0 | 0.6                              | 114.7 | 2.7                              |
|  | Q4      | 112.5             | -2.2                             | 109.6 | -3.5                             | 108.6              | -4.2                             | 114.4 | -0.4                             | 113.8                       | -1.7                             | 113.1 | -2.1                             | 114.8 | -1.1                             | 111.5 | -2.7                             |
|  | 2021 Q1 | 112.5             | 0.0                              | 109.9 | 0.2                              | 108.6              | 0.0                              | 116.1 | 1.4                              | 113.8                       | -0.0                             | 112.3 | -0.7                             | 115.6 | 0.7                              | 111.2 | -0.3                             |
|  | Q2      | 113.0             | 0.4                              | 108.4 | -1.3                             | 106.4              | -2.1                             | 117.4 | 1.1                              | 115.0                       | 1.1                              | 114.2 | 1.7                              | 116.1 | 0.4                              | 111.6 | 0.4                              |
|  | Q3      | 117.5             | 4.0                              | 115.5 | 6.5                              | 114.5              | 7.7                              | 120.9 | 3.0                              | 118.4                       | 2.9                              | 118.2 | 3.5                              | 118.7 | 2.2                              | 117.0 | 4.8                              |
|  | Q4      | 117.1             | -0.3                             | 114.0 | -1.3                             | 112.3              | -1.9                             | 122.0 | 0.9                              | 118.5                       | 0.1                              | 117.9 | -0.2                             | 119.2 | 0.5                              | 116.2 | -0.7                             |
|  | 2022 Q1 | 117.7             | 0.5                              | 116.0 | 1.8                              | 114.1              | 1.6                              | 125.2 | 2.6                              | 118.5                       | 0.0                              | 117.7 | -0.2                             | 119.5 | 0.3                              | 116.9 | 0.7                              |
|  | Q2      | 117.8             | 0.1                              | 111.6 | -3.8                             | 109.5              | -4.0                             | 119.6 | -4.5                             | 120.6                       | 1.8                              | 120.9 | 2.7                              | 120.2 | 0.6                              | 116.8 | -0.1                             |
|  | Q3      | 117.6             | -0.2                             | 112.1 | 0.4                              | 110.5              | 1.0                              | 118.6 | -0.8                             | 120.0                       | -0.5                             | 120.0 | -0.7                             | 120.0 | -0.2                             | 116.5 | -0.2                             |
| <b>Index of gross wages and salaries</b> |         |                   |                                  |       |                                  |                    |                                  |       |                                  |                             |                                  |       |                                  |       |                                  |       |                                  |
|  | 2018 Q2 | 105.1             | 0.2                              | 105.8 | 1.2                              | 105.3              | 1.2                              | 109.5 | 1.5                              | 104.8                       | -0.2                             | 105.4 | -0.2                             | 103.8 | -0.2                             | 105.6 | 0.4                              |
|  | Q3      | 106.6             | 1.4                              | 106.2 | 0.4                              | 105.7              | 0.4                              | 109.2 | -0.2                             | 106.7                       | 1.8                              | 107.4 | 1.9                              | 105.6 | 1.7                              | 106.9 | 1.2                              |
|  | Q4      | 106.4             | -0.1                             | 106.8 | 0.5                              | 106.1              | 0.4                              | 111.0 | 1.7                              | 106.2                       | -0.5                             | 106.3 | -1.1                             | 106.1 | 0.4                              | 106.5 | -0.4                             |
|  | 2019 Q1 | 107.3             | 0.8                              | 106.8 | -0.0                             | 106.0              | -0.1                             | 110.6 | -0.3                             | 107.5                       | 1.2                              | 108.4 | 2.0                              | 106.3 | 0.2                              | 107.7 | 1.1                              |
|  | Q2      | 109.2             | 1.8                              | 108.1 | 1.3                              | 107.0              | 0.9                              | 113.8 | 2.9                              | 109.7                       | 2.0                              | 109.9 | 1.4                              | 109.3 | 2.8                              | 109.1 | 1.4                              |
|  | Q3      | 109.6             | 0.4                              | 109.9 | 1.7                              | 109.9              | 2.7                              | 111.2 | -2.3                             | 109.5                       | -0.2                             | 110.1 | 0.1                              | 108.7 | -0.6                             | 110.0 | 0.8                              |
|  | Q4      | 109.4             | -0.2                             | 108.9 | -0.9                             | 107.7              | -2.0                             | 115.4 | 3.8                              | 109.7                       | 0.1                              | 109.8 | -0.2                             | 109.4 | 0.7                              | 109.4 | -0.5                             |
|  | 2020 Q1 | 112.2             | 2.6                              | 109.6 | 0.7                              | 108.9              | 1.1                              | 113.2 | -1.8                             | 113.4                       | 3.4                              | 113.1 | 3.0                              | 113.9 | 4.1                              | 111.6 | 2.0                              |
|  | Q2      | 112.5             | 0.3                              | 108.4 | -1.1                             | 107.4              | -1.4                             | 113.7 | 0.4                              | 114.4                       | 0.9                              | 113.8 | 0.7                              | 115.2 | 1.1                              | 111.5 | -0.1                             |
|  | Q3      | 115.1             | 2.3                              | 113.6 | 4.8                              | 113.6              | 5.8                              | 114.8 | 1.0                              | 115.8                       | 1.2                              | 115.8 | 1.7                              | 115.8 | 0.5                              | 114.8 | 3.0                              |
|  | Q4      | 112.4             | -2.3                             | 109.6 | -3.5                             | 108.8              | -4.2                             | 114.3 | -0.4                             | 113.7                       | -1.8                             | 113.3 | -2.2                             | 114.3 | -1.3                             | 111.7 | -2.7                             |
|  | 2021 Q1 | 113.3             | 0.8                              | 110.2 | 0.6                              | 109.1              | 0.3                              | 116.2 | 1.7                              | 114.7                       | 0.9                              | 113.6 | 0.3                              | 116.2 | 1.7                              | 112.1 | 0.4                              |
|  | Q2      | 113.0             | -0.3                             | 108.0 | -2.1                             | 106.0              | -2.9                             | 117.0 | 0.7                              | 115.2                       | 0.5                              | 114.8 | 1.0                              | 115.9 | -0.3                             | 111.8 | -0.3                             |
|  | Q3      | 117.5             | 4.1                              | 115.7 | 7.1                              | 115.0              | 8.5                              | 120.4 | 2.9                              | 118.4                       | 2.8                              | 118.7 | 3.5                              | 118.0 | 1.8                              | 117.4 | 5.0                              |
|  | Q4      | 116.7             | -0.7                             | 113.8 | -1.6                             | 112.5              | -2.2                             | 121.1 | 0.6                              | 118.0                       | -0.3                             | 118.2 | -0.4                             | 117.8 | -0.1                             | 116.3 | -0.9                             |
|  | 2022 Q1 | 116.0             | -0.6                             | 114.1 | 0.2                              | 112.3              | -0.1                             | 123.1 | 1.7                              | 116.9                       | -1.0                             | 117.3 | -0.7                             | 116.3 | -1.3                             | 115.9 | -0.3                             |
|  | Q2      | 116.5             | 0.4                              | 110.1 | -3.4                             | 108.2              | -3.7                             | 118.1 | -4.0                             | 119.3                       | 2.1                              | 120.5 | 2.7                              | 117.7 | 1.2                              | 116.0 | 0.1                              |
|  | Q3      | 115.7             | -0.6                             | 110.7 | 0.5                              | 109.6              | 1.3                              | 116.5 | -1.3                             | 118.0                       | -1.1                             | 119.0 | -1.2                             | 116.6 | -0.9                             | 115.4 | -0.5                             |
| <b>Index of non-wage costs</b>           |         |                   |                                  |       |                                  |                    |                                  |       |                                  |                             |                                  |       |                                  |       |                                  |       |                                  |
|  | 2018 Q2 | 106.1             | -0.7                             | 107.0 | -0.1                             | 107.1              | 0.0                              | 109.3 | -0.4                             | 105.7                       | -0.9                             | 107.0 | -0.2                             | 104.3 | -1.6                             | 107.0 | -0.2                             |
|  | Q3      | 107.1             | 0.9                              | 106.8 | -0.2                             | 106.3              | -0.7                             | 110.1 | 0.8                              | 107.2                       | 1.4                              | 107.8 | 0.8                              | 106.4 | 2.0                              | 107.4 | 0.4                              |
|  | Q4      | 105.8             | -1.2                             | 105.3 | -1.4                             | 104.9              | -1.3                             | 109.2 | -0.8                             | 106.0                       | -1.1                             | 106.8 | -1.0                             | 105.2 | -1.2                             | 106.1 | -1.2                             |
|  | 2019 Q1 | 109.0             | 3.0                              | 110.3 | 4.7                              | 110.8              | 5.6                              | 110.8 | 1.5                              | 108.4                       | 2.2                              | 110.1 | 3.1                              | 106.6 | 1.3                              | 110.2 | 3.8                              |
|  | Q2      | 110.6             | 1.5                              | 111.2 | 0.8                              | 111.5              | 0.6                              | 112.6 | 1.6                              | 110.3                       | 1.8                              | 111.9 | 1.6                              | 108.6 | 2.0                              | 111.6 | 1.3                              |
|  | Q3      | 110.3             | -0.3                             | 111.4 | 0.1                              | 112.1              | 0.5                              | 111.2 | -1.2                             | 109.8                       | -0.4                             | 111.3 | -0.6                             | 108.3 | -0.3                             | 111.3 | -0.2                             |
|  | Q4      | 110.0             | -0.3                             | 109.9 | -1.3                             | 109.8              | -2.1                             | 113.3 | 1.9                              | 110.0                       | 0.2                              | 111.6 | 0.3                              | 108.3 | 0.0                              | 110.8 | -0.5                             |
|  | 2020 Q1 | 112.8             | 2.5                              | 110.8 | 0.8                              | 110.1              | 0.3                              | 112.4 | -0.8                             | 113.6                       | 3.3                              | 112.3 | 0.7                              | 114.9 | 6.1                              | 111.6 | 0.7                              |
|  | Q2      | 113.5             | 0.7                              | 111.0 | 0.2                              | 109.8              | -0.2                             | 114.7 | 2.1                              | 114.6                       | 0.8                              | 113.4 | 1.0                              | 115.8 | 0.7                              | 112.3 | 0.6                              |
|  | Q3      | 115.0             | 1.3                              | 113.5 | 2.2                              | 112.7              | 2.6                              | 115.4 | 0.5                              | 115.6                       | 0.9                              | 114.5 | 0.9                              | 116.8 | 0.9                              | 114.0 | 1.5                              |
|  | Q4      | 112.8             | -1.9                             | 109.6 | -3.4                             | 107.9              | -4.2                             | 114.9 | -0.4                             | 114.2                       | -1.2                             | 112.3 | -1.9                             | 116.2 | -0.5                             | 111.1 | -2.6                             |
|  | 2021 Q1 | 110.0             | -2.5                             | 108.5 | -1.0                             | 106.7              | -1.2                             | 115.5 | 0.6                              | 110.6                       | -3.2                             | 107.4 | -4.4                             | 113.8 | -2.0                             | 107.9 | -2.8                             |
|  | Q2      | 113.1             | 2.8                              | 110.1 | 1.5                              | 107.7              | 1.0                              | 118.8 | 2.9                              | 114.3                       | 3.4                              | 112.0 | 4.2                              | 116.7 | 2.5                              | 111.1 | 3.0                              |
|  | Q3      | 117.3             | 3.7                              | 114.9 | 4.4                              | 112.7              | 4.7                              | 123.0 | 3.5                              | 118.3                       | 3.5                              | 115.9 | 3.5                              | 120.7 | 3.4                              | 115.5 | 3.9                              |
|  | Q4      | 118.4             | 0.9                              | 114.6 | -0.3                             | 111.6              | -1.0                             | 125.4 | 1.9                              | 120.0                       | 1.4                              | 116.8 | 0.8                              | 123.3 | 2.1                              | 115.8 | 0.3                              |
|  | 2022 Q1 | 123.8             | 4.5                              | 123.2 | 7.5                              | 120.7              | 8.1                              | 133.0 | 6.1                              | 124.0                       | 3.4                              | 119.3 | 2.1                              | 129.0 | 4.6                              | 121.0 | 4.5                              |
|  | Q2      | 122.6             | -0.9                             | 117.1 | -4.9                             | 114.2              | -5.3                             | 125.1 | -5.9                             | 125.0                       | 0.8                              | 122.4 | 2.6                              | 127.6 | -1.0                             | 120.0 | -0.8                             |
|  | Q3      | 124.0             | 1.1                              | 117.2 | 0.1                              | 114.2              | -0.0                             | 126.3 | 1.0                              | 126.9                       | 1.5                              | 124.2 | 1.4                              | 129.7 | 1.6                              | 121.0 | 0.9                              |

Source of the unadjusted figures: Federal Statistical Office. \* Labour costs per hour worked, including special payments, employers' social contributions, excluding grants to employers (for example, subsidies linked to employing the long-term unemployed);

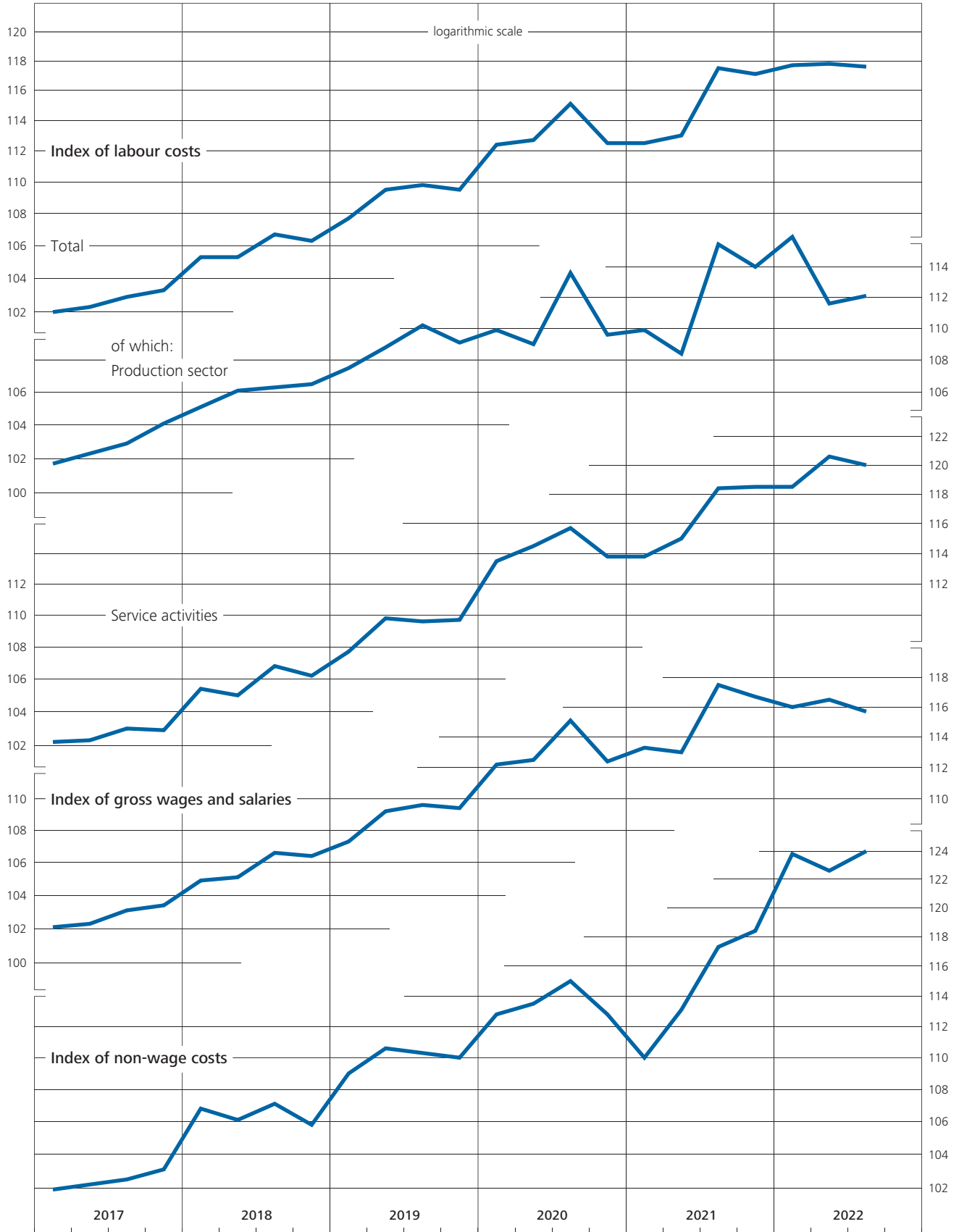
figures calculated on the basis of indices with three decimal places. <sup>1</sup> Production and market services sectors. <sup>2</sup> Classification of Economic Activities, 2008 edition.

### III. Economic activity and prices

#### 6. Labour costs

2016 = 100

seasonally adjusted



### III. Economic activity and prices

#### 7. Producer and consumer prices

##### a) Producer and harmonised index of consumer prices

2015 = 100

seasonally adjusted

| Percentage weight | Producer price index 1 |                                  |                          | Harmonised index of consumer prices |  |                                 |        |              |               | Memo item:                                    |           |
|-------------------|------------------------|----------------------------------|--------------------------|-------------------------------------|--|---------------------------------|--------|--------------|---------------|---|-----------|
|                   | Of industrial products |                                  | Of agricultural products | Total 2 (R)                         | of which:  |                                 |        |              | Housing rents | Consumer price index (national concept) 2 (R) |           |
|                   | Total 2                | Total excluding energy sources 3 |                          |                                     | Food (including alcoholic beverages and tobacco) | Non-energy industrial goods (R) | Energy | Services (R) |               |   | of which: |
|                   |                        |                                  |                          |                                     |  |                                 |        |              |               |   |           |
|                   | 100.00                 | 76.97                            | 100.00                   | 100.00                              | 17.15  | 26.68                           | 12.07  | 44.10        | 11.34         | 100.00  |           |
| Period            |                        |                                  |                          |                                     |  |                                 |        |              |               |   |           |
| 2019 Q2           | 105.0                  | 105.2                            | 114.2                    | 105.5                               | 107.8  | 104.2                           | 105.1  | 105.5        | 105.9         | 105.2   |           |
| Q3                | 104.7                  | 105.1                            | 112.9                    | 105.7                               | 109.1  | 104.3                           | 104.1  | 105.9        | 106.3         | 105.5   |           |
| Q4                | 104.6                  | 105.2                            | 113.1                    | 106.0                               | 109.3  | 104.5                           | 103.7  | 106.4        | 106.7         | 105.8   |           |
| 2020 Q1           | 104.8                  | 105.5                            | 113.4                    | 106.3                               | 110.4  | 104.8                           | 103.5  | 106.5        | 107.1         | 106.1   |           |
| Q2                | 102.9                  | 104.8                            | 109.3                    | 106.2                               | 112.0  | 104.9                           | 98.2   | 106.9        | 107.4         | 106.0   |           |
| Q3                | 103.3                  | 104.8                            | 106.0                    | 4 105.5                             | 4 110.4  | 4 103.3                         | 4 97.5 | 4 107.0      | 107.8         | 4 105.4                                       |           |
| Q4                | 104.3                  | 105.4                            | 104.9                    | 4 105.5                             | 4 110.6  | 4 103.2                         | 4 96.8 | 4 107.1      | 108.1         | 4 105.6                                       |           |
| 2021 Q1           | 107.0                  | 107.1                            | 109.5                    | 107.6                               | 112.4  | 105.7                           | 104.3  | 107.8        | 108.4         | 107.5   |           |
| Q2                | 110.2                  | 109.9                            | 115.8                    | 108.6                               | 113.8  | 106.0                           | 106.8  | 108.5        | 108.8         | 108.4   |           |
| Q3                | 115.9                  | 113.2                            | 118.7                    | 109.7                               | 114.8  | 107.2                           | 109.5  | 109.5        | 109.2         | 109.5   |           |
| Q4                | 125.7                  | 115.7                            | 125.8                    | 111.1                               | 115.5  | 107.9                           | 115.4  | 110.2        | 109.6         | 110.9   |           |
| 2022 Q1           | 136.2                  | 120.8                            | 5 138.0                  | 114.2                               | 117.7  | 109.6                           | 132.4  | 110.9        | 110.0         | 113.7   |           |
| Q2                | 146.9                  | 127.4                            | 158.0                    | 117.5                               | 123.4  | 111.9                           | 145.7  | 111.3        | 110.5         | 116.7   |           |
| Q3                | 165.7                  | 129.0                            | 161.7                    | 120.0                               | 129.6  | 113.8                           | 151.7  | 111.9        | 111.1         | 118.8   |           |
| Q4                | 160.9                  | 130.2                            | ...                      | 123.1                               | 134.1  | 115.7                           | 157.3  | 114.6        | 111.6         | 121.7   |           |
| 2019 Feb.         | 105.0                  | 104.9                            | 111.9                    | 104.5                               | 107.4  | 103.9                           | 101.7  | 104.7        | 105.5         | 104.4   |           |
| Mar.              | 104.9                  | 105.0                            | 112.0                    | 104.7                               | 107.4  | 103.5                           | 102.4  | 105.1        | 105.6         | 104.6   |           |
| Apr.              | 105.2                  | 105.1                            | 113.9                    | 105.3                               | 107.3  | 104.0                           | 104.4  | 105.5        | 105.8         | 105.1   |           |
| May               | 105.1                  | 105.2                            | 114.6                    | 105.6                               | 107.9  | 104.2                           | 106.1  | 105.5        | 105.9         | 105.3   |           |
| June              | 104.8                  | 105.2                            | 114.2                    | 105.6                               | 108.2  | 104.3                           | 104.9  | 105.6        | 106.1         | 105.3   |           |
| July              | 104.9                  | 105.1                            | 114.0                    | 105.7                               | 108.8  | 104.3                           | 104.7  | 105.8        | 106.2         | 105.4   |           |
| Aug.              | 104.5                  | 105.1                            | 113.2                    | 105.7                               | 109.3  | 104.3                           | 103.8  | 105.9        | 106.3         | 105.5   |           |
| Sep.              | 104.6                  | 105.2                            | 111.5                    | 105.8                               | 109.2  | 104.4                           | 103.8  | 106.1        | 106.4         | 105.6   |           |
| Oct.              | 104.4                  | 105.0                            | 111.7                    | 105.9                               | 109.0  | 104.4                           | 103.8  | 106.4        | 106.6         | 105.7   |           |
| Nov.              | 104.6                  | 105.2                            | 112.8                    | 106.0                               | 109.5  | 104.5                           | 103.7  | 106.4        | 106.7         | 105.8   |           |
| Dec.              | 104.7                  | 105.4                            | 114.7                    | 106.2                               | 109.5  | 104.7                           | 103.6  | 106.5        | 106.9         | 106.0   |           |
| 2020 Jan.         | 105.3                  | 105.5                            | 113.7                    | 106.3                               | 109.9  | 104.7                           | 104.9  | 106.4        | 107.0         | 106.1   |           |
| Feb.              | 104.9                  | 105.6                            | 114.1                    | 106.4                               | 110.6  | 104.8                           | 103.9  | 106.6        | 107.1         | 106.2   |           |
| Mar.              | 104.1                  | 105.5                            | 112.5                    | 106.1                               | 110.6  | 104.8                           | 101.6  | 106.6        | 107.2         | 106.0   |           |
| Apr.              | 103.2                  | 105.0                            | 111.0                    | 106.1                               | 111.5  | 104.8                           | 98.6   | 106.9        | 107.3         | 105.9   |           |
| May               | 102.8                  | 104.8                            | 107.9                    | 106.1                               | 112.0  | 105.0                           | 97.4   | 106.8        | 107.4         | 105.9   |           |
| June              | 102.8                  | 104.7                            | 109.0                    | 106.4                               | 112.5  | 105.0                           | 98.7   | 107.1        | 107.6         | 106.2   |           |
| July              | 103.1                  | 104.7                            | 107.3                    | 4 105.5                             | 4 110.4  | 4 103.3                         | 4 98.0 | 4 107.0      | 107.7         | 4 105.4                                       |           |
| Aug.              | 103.2                  | 104.7                            | 105.4                    | 4 105.5                             | 4 110.5  | 4 103.4                         | 4 97.6 | 4 107.0      | 107.8         | 4 105.4                                       |           |
| Sep.              | 103.6                  | 104.9                            | 105.3                    | 4 105.4                             | 4 110.3  | 4 103.3                         | 4 96.9 | 4 107.1      | 107.9         | 4 105.4                                       |           |
| Oct.              | 103.8                  | 105.1                            | 105.5                    | 4 105.5                             | 4 110.7  | 4 103.4                         | 4 97.0 | 4 107.0      | 108.0         | 4 105.6                                       |           |
| Nov.              | 104.1                  | 105.4                            | 104.8                    | 4 105.4                             | 4 110.9  | 4 103.3                         | 4 96.0 | 4 107.1      | 108.1         | 4 105.5                                       |           |
| Dec.              | 104.9                  | 105.7                            | 104.5                    | 4 105.5                             | 4 110.3  | 4 103.0                         | 4 97.4 | 4 107.3      | 108.2         | 4 105.7                                       |           |
| 2021 Jan.         | 106.2                  | 106.5                            | 107.1                    | 107.3                               | 112.0  | 105.7                           | 102.6  | 107.7        | 108.3         | 107.1   |           |
| Feb.              | 106.9                  | 107.0                            | 108.7                    | 107.6                               | 112.4  | 105.9                           | 104.1  | 107.8        | 108.4         | 107.5   |           |
| Mar.              | 107.8                  | 107.9                            | 112.6                    | 107.9                               | 112.7  | 105.4                           | 106.2  | 108.0        | 108.6         | 107.9   |           |
| Apr.              | 108.7                  | 108.8                            | 113.9                    | 108.2                               | 113.7  | 105.4                           | 106.1  | 108.3        | 108.7         | 108.1   |           |
| May               | 110.3                  | 110.0                            | 117.0                    | 108.5                               | 113.8  | 106.0                           | 106.7  | 108.5        | 108.8         | 108.4   |           |
| June              | 111.6                  | 111.0                            | 116.6                    | 109.0                               | 113.9  | 106.7                           | 107.6  | 108.8        | 108.9         | 108.8   |           |
| July              | 113.8                  | 112.3                            | 117.0                    | 109.5                               | 114.5  | 107.1                           | 109.0  | 109.3        | 109.1         | 109.2   |           |
| Aug.              | 115.5                  | 113.4                            | 119.5                    | 109.7                               | 114.9  | 107.2                           | 109.4  | 109.5        | 109.2         | 109.5   |           |
| Sep.              | 118.3                  | 113.9                            | 119.7                    | 110.0                               | 114.9  | 107.4                           | 110.1  | 109.6        | 109.3         | 109.8   |           |
| Oct.              | 122.9                  | 114.8                            | 122.8                    | 110.6                               | 115.1  | 107.5                           | 114.6  | 109.8        | 109.5         | 110.4   |           |
| Nov.              | 124.0                  | 115.8                            | 126.8                    | 111.3                               | 115.4  | 107.9                           | 116.7  | 110.3        | 109.6         | 111.1   |           |
| Dec.              | 130.3                  | 116.5                            | 127.7                    | 111.4                               | 116.1  | 108.2                           | 115.0  | 110.6        | 109.7         | 111.3   |           |
| 2022 Jan.         | 132.8                  | 119.1                            | 5 129.5                  | 112.8                               | 116.9  | 109.0                           | 123.7  | 110.8        | 109.8         | 112.5   |           |
| Feb.              | 134.6                  | 120.3                            | 132.9                    | 113.5                               | 117.5  | 109.5                           | 127.4  | 110.8        | 110.0         | 113.0   |           |
| Mar.              | 141.1                  | 122.9                            | 151.5                    | 116.2                               | 118.6  | 110.2                           | 146.1  | 111.1        | 110.2         | 115.7   |           |
| Apr.              | 145.0                  | 126.4                            | 159.3                    | 116.7                               | 121.3  | 111.0                           | 142.7  | 111.6        | 110.3         | 116.0   |           |
| May               | 147.3                  | 127.8                            | 158.6                    | 118.0                               | 123.7  | 112.0                           | 146.7  | 111.9        | 110.6         | 117.1   |           |
| June              | 148.3                  | 128.0                            | 156.1                    | 117.9                               | 125.3  | 112.7                           | 147.8  | 110.5        | 110.7         | 116.9   |           |
| July              | 156.2                  | 128.5                            | 156.2                    | 118.7                               | 127.7  | 113.3                           | 147.8  | 110.9        | 110.9         | 117.5   |           |
| Aug.              | 168.5                  | 129.0                            | 161.0                    | 119.3                               | 129.6  | 113.7                           | 148.6  | 111.3        | 111.1         | 118.2   |           |
| Sep.              | 172.5                  | 129.6                            | 167.8                    | 122.0                               | 131.5  | 114.4                           | 158.8  | 113.5        | 111.3         | 120.7   |           |
| Oct.              | 165.3                  | 130.2                            | 169.4                    | 123.4                               | 132.9  | 115.2                           | 164.5  | 114.1        | 111.4         | 121.9   |           |
| Nov.              | 158.9                  | 130.2                            | 167.4                    | 123.9                               | 134.2  | 115.7                           | 163.5  | 114.6        | 111.6         | 122.3   |           |
| Dec.              | 158.4                  | 130.3                            | ...                      | 122.1                               | 135.1  | 116.2                           | 143.9  | 115.1        | 111.8         | 120.8   |           |

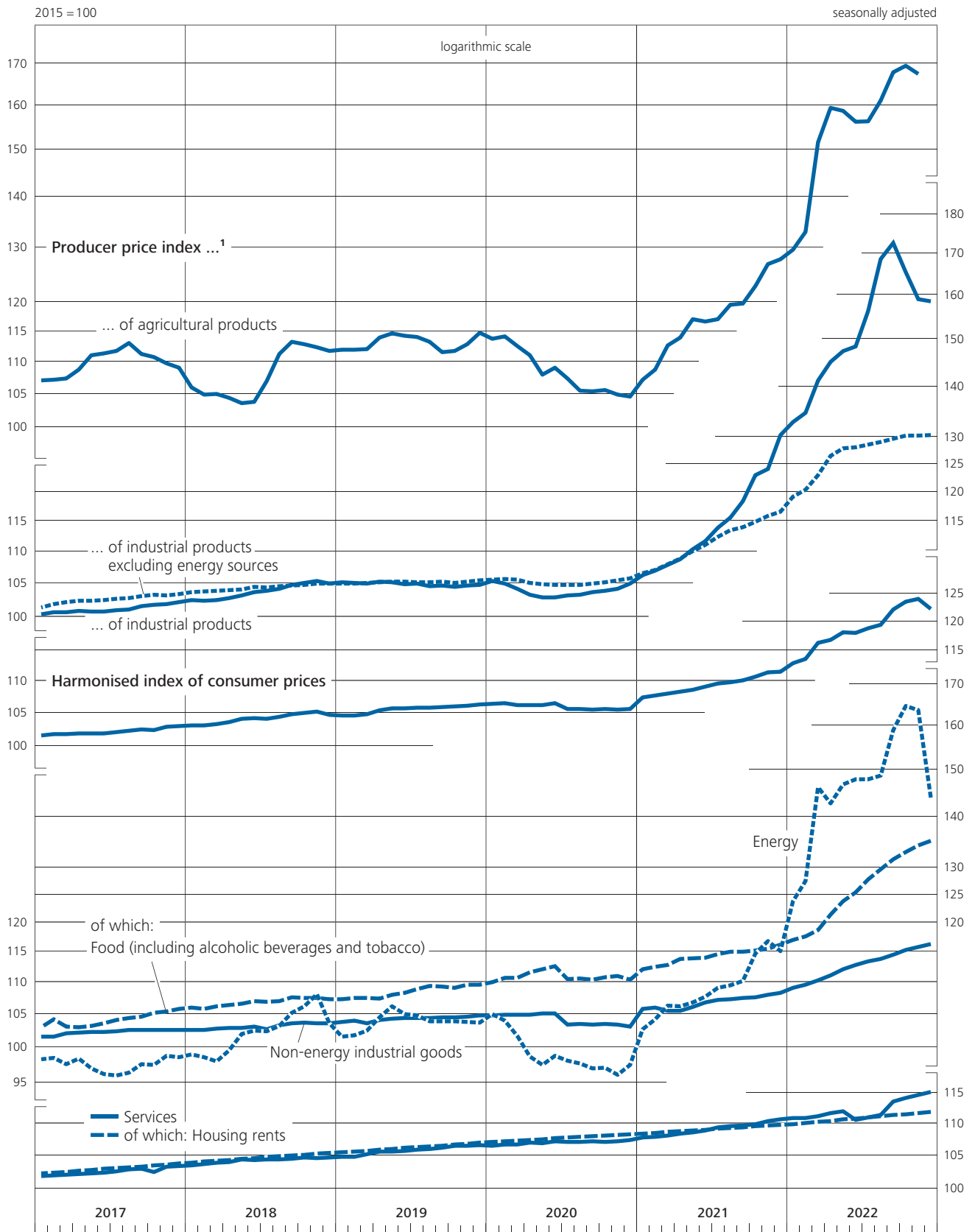
Source of the unadjusted figures: Federal Statistical Office. 1 Domestic sales; excluding value added tax. 2 Derived from seasonally adjusted components, subindex of energy and energy sources, respectively, not seasonally adjusted as of 2010. 3 Energy sources

include refined petroleum and coke oven products, crude petroleum, electricity, gas, coal and district heating (Bundesbank calculation). 4 Influenced by a reduction of value added tax. 5 Figures as of January 2022 provisional.

III. Economic activity and prices

7. Producer and consumer prices

a) Producer and harmonised index of consumer prices



<sup>1</sup> Domestic sales; excluding value added tax.

III. Economic activity and prices

7. Producer and consumer prices

b) Consumer price index (national concept)

2015 = 100

seasonally adjusted

| Percentage weight | of which:              |           |         |           |                                     |           |                     |           |              |           |           |           | Total excluding energy <sup>3</sup> (R) |           | Total excluding energy and food products (R) |           |         |           |
|-------------------|------------------------|-----------|---------|-----------|-------------------------------------|-----------|---------------------|-----------|--------------|-----------|-----------|-----------|---|-----------|--|-----------|---------|-----------|
|                   | Total <sup>1</sup> (R) |           | Food    |           | Manufactured goods excluding energy |           | Energy <sup>2</sup> |           | Services (R) |           | of which: |           |   |           |  |           |         |           |
|                   | monthly                | quarterly | monthly | quarterly | monthly                             | quarterly | monthly             | quarterly | monthly      | quarterly | monthly   | quarterly | monthly                                 | quarterly | monthly                                      | quarterly | monthly | quarterly |
|                   | 100.00                 |           | 8.49    |           | 27.95                               |           | 10.38               |           | 53.18        |           | 20.73     |           | 89.62                                   |           | 81.13  |           |         |           |
| 2017 Aug.         | 102.1                  | 102.1     | 103.9   | 103.8     | 102.3                               | 102.2     | 96.1                | 96.3      | 102.9        | 102.9     | 102.6     | 102.6     | 102.8                                   | 102.7     | 102.7  | 102.7     |         |           |
| Sep.              | 102.2                  |           | 104.3   |           | 102.1                               |           | 97.1                |           | 103.0        |           | 102.8     |           | 102.8                                   |           | 102.8  |           |         |           |
| Oct.              | 102.1                  |           | 105.3   |           | 102.1                               |           | 97.0                |           | 102.6        |           | 102.9     |           | 102.7                                   |           | 102.5  |           |         |           |
| Nov.              | 102.6                  | 102.5     | 105.3   | 105.4     | 102.3                               | 102.3     | 98.3                | 97.8      | 103.2        | 103.0     | 103.0     | 103.0     | 103.1                                   | 103.0     | 102.9  | 102.8     |         |           |
| Dec.              | 102.8                  |           | 105.6   |           | 102.5                               |           | 98.1                |           | 103.3        |           | 103.2     |           | 103.3                                   |           | 103.1  |           |         |           |
| 2018 Jan.         | 102.9                  |           | 105.8   |           | 102.5                               |           | 98.5                |           | 103.5        |           | 103.4     |           | 103.4                                   |           | 103.2  |           |         |           |
| Feb.              | 102.9                  | 102.9     | 105.4   | 105.7     | 102.5                               | 102.6     | 98.2                | 98.1      | 103.6        | 103.6     | 103.5     | 103.5     | 103.4                                   | 103.5     | 103.2  | 103.3     |         |           |
| Mar.              | 103.0                  |           | 105.8   |           | 102.8                               |           | 97.5                |           | 103.7        |           | 103.6     |           | 103.6                                   |           | 103.4  |           |         |           |
| Apr.              | 103.2                  |           | 105.7   |           | 102.8                               |           | 99.1                |           | 103.8        |           | 103.6     |           | 103.7                                   |           | 103.5  |           |         |           |
| May               | 103.6                  | 103.5     | 106.1   | 106.0     | 102.8                               | 102.9     | 101.2               | 100.7     | 104.1        | 104.0     | 103.8     | 103.8     | 103.9                                   | 103.9     | 103.6  | 103.6     |         |           |
| June              | 103.7                  |           | 106.3   |           | 103.0                               |           | 101.7               |           | 104.1        |           | 103.9     |           | 104.0                                   |           | 103.7  |           |         |           |
| July              | 103.7                  |           | 106.0   |           | 102.7                               |           | 101.6               |           | 104.3        |           | 104.0     |           | 103.9                                   |           | 103.7  |           |         |           |
| Aug.              | 104.0                  | 104.0     | 106.2   | 106.5     | 103.1                               | 103.1     | 102.4               | 102.7     | 104.4        | 104.4     | 104.2     | 104.2     | 104.1                                   | 104.1     | 104.0  | 103.9     |         |           |
| Sep.              | 104.4                  |           | 107.4   |           | 103.5                               |           | 104.2               |           | 104.4        |           | 104.3     |           | 104.4                                   |           | 104.1  |           |         |           |
| Oct.              | 104.6                  |           | 107.2   |           | 103.5                               |           | 105.2               |           | 104.6        |           | 104.4     |           | 104.5                                   |           | 104.2  |           |         |           |
| Nov.              | 104.7                  | 104.6     | 106.9   | 107.0     | 103.7                               | 103.6     | 106.9               | 105.0     | 104.5        | 104.6     | 104.5     | 104.5     | 104.5                                   | 104.5     | 104.2  | 104.2     |         |           |
| Dec.              | 104.4                  |           | 106.9   |           | 103.5                               |           | 102.9               |           | 104.8        |           | 104.7     |           | 104.6                                   |           | 104.3  |           |         |           |
| 2019 Jan.         | 104.3                  |           | 106.8   |           | 103.6                               |           | 100.8               |           | 105.0        |           | 104.8     |           | 104.7                                   |           | 104.5  |           |         |           |
| Feb.              | 104.4                  | 104.4     | 106.9   | 106.8     | 103.8                               | 103.7     | 101.0               | 101.1     | 105.0        | 105.1     | 104.9     | 104.9     | 104.8                                   | 104.8     | 104.6  | 104.6     |         |           |
| Mar.              | 104.6                  |           | 106.6   |           | 103.8                               |           | 101.6               |           | 105.3        |           | 105.0     |           | 104.9                                   |           | 104.8  |           |         |           |
| Apr.              | 105.1                  |           | 106.4   |           | 104.1                               |           | 103.7               |           | 105.6        |           | 105.2     |           | 105.2                                   |           | 105.1  |           |         |           |
| May               | 105.3                  | 105.2     | 107.1   | 107.0     | 104.2                               | 104.1     | 105.4               | 104.4     | 105.6        | 105.7     | 105.3     | 105.3     | 105.3                                   | 105.3     | 105.1  | 105.1     |         |           |
| June              | 105.3                  |           | 107.6   |           | 104.1                               |           | 104.2               |           | 105.8        |           | 105.4     |           | 105.4                                   |           | 105.2  |           |         |           |
| July              | 105.4                  |           | 108.2   |           | 104.2                               |           | 104.0               |           | 105.8        |           | 105.5     |           | 105.6                                   |           | 105.4  |           |         |           |
| Aug.              | 105.5                  | 105.5     | 109.0   | 108.6     | 104.2                               | 104.3     | 103.0               | 103.4     | 106.1        | 106.1     | 105.6     | 105.6     | 105.8                                   | 105.8     | 105.5  | 105.5     |         |           |
| Sep.              | 105.6                  |           | 108.7   |           | 104.5                               |           | 103.1               |           | 106.3        |           | 105.7     |           | 105.9                                   |           | 105.7  |           |         |           |
| Oct.              | 105.7                  |           | 108.4   |           | 104.6                               |           | 103.0               |           | 106.4        |           | 105.9     |           | 106.0                                   |           | 105.8  |           |         |           |
| Nov.              | 105.8                  | 105.8     | 108.8   | 108.8     | 104.7                               | 104.7     | 102.9               | 102.9     | 106.5        | 106.5     | 106.0     | 106.0     | 106.1                                   | 106.1     | 105.9  | 105.9     |         |           |
| Dec.              | 106.0                  |           | 109.1   |           | 104.9                               |           | 102.8               |           | 106.6        |           | 106.2     |           | 106.3                                   |           | 106.1  |           |         |           |
| 2020 Jan.         | 106.1                  |           | 109.3   |           | 105.0                               |           | 104.2               |           | 106.5        |           | 106.3     |           | 106.3                                   |           | 106.0  |           |         |           |
| Feb.              | 106.2                  | 106.1     | 110.5   | 110.1     | 105.1                               | 105.1     | 103.0               | 102.6     | 106.7        | 106.7     | 106.4     | 106.4     | 106.5                                   | 106.5     | 106.1  | 106.1     |         |           |
| Mar.              | 106.0                  |           | 110.6   |           | 105.1                               |           | 100.7               |           | 106.8        |           | 106.6     |           | 106.6                                   |           | 106.2  |           |         |           |
| Apr.              | 105.9                  |           | 111.5   |           | 105.3                               |           | 97.7                |           | 107.0        |           | 106.7     |           | 106.9                                   |           | 106.4  |           |         |           |
| May               | 105.9                  | 106.0     | 111.9   | 111.9     | 105.4                               | 105.4     | 96.4                | 97.3      | 107.0        | 107.1     | 106.8     | 106.8     | 106.9                                   | 107.0     | 106.4  | 106.5     |         |           |
| June              | 106.2                  |           | 112.3   |           | 105.5                               |           | 97.7                |           | 107.3        |           | 106.9     |           | 107.2                                   |           | 106.6  |           |         |           |
| July <sup>4</sup> | 105.4                  |           | 109.5   |           | 103.8                               |           | 97.0                |           | 107.2        |           | 107.0     |           | 106.3                                   |           | 106.0  |           |         |           |
| Aug. <sup>4</sup> | 105.4                  | 105.4     | 109.8   | 109.6     | 104.0                               | 103.9     | 96.5                | 96.4      | 107.2        | 107.3     | 107.1     | 107.1     | 106.5                                   | 106.4     | 106.2  | 106.2     |         |           |
| Sep. <sup>4</sup> | 105.4                  |           | 109.4   |           | 103.9                               |           | 95.8                |           | 107.4        |           | 107.2     |           | 106.5                                   |           | 106.2  |           |         |           |
| Oct. <sup>4</sup> | 105.6                  |           | 109.9   |           | 104.1                               |           | 96.0                |           | 107.6        |           | 107.3     |           | 106.7                                   |           | 106.4  |           |         |           |
| Nov. <sup>4</sup> | 105.5                  | 105.6     | 110.4   | 110.0     | 104.0                               | 104.0     | 95.0                | 95.9      | 107.6        | 107.7     | 107.4     | 107.4     | 106.8                                   | 106.8     | 106.4  | 106.4     |         |           |
| Dec. <sup>4</sup> | 105.7                  |           | 109.6   |           | 103.9                               |           | 96.6                |           | 107.8        |           | 107.6     |           | 106.8                                   |           | 106.5  |           |         |           |
| 2021 Jan.         | 107.1                  |           | 111.7   |           | 106.0                               |           | 101.8               |           | 108.1        |           | 107.7     |           | 107.8                                   |           | 107.4  |           |         |           |
| Feb.              | 107.5                  | 107.5     | 112.1   | 112.1     | 106.3                               | 106.2     | 103.3               | 103.5     | 108.2        | 108.3     | 107.8     | 107.8     | 108.0                                   | 108.0     | 107.6  | 107.6     |         |           |
| Mar.              | 107.9                  |           | 112.4   |           | 106.2                               |           | 105.5               |           | 108.5        |           | 108.0     |           | 108.2                                   |           | 107.7  |           |         |           |
| Apr.              | 108.1                  |           | 113.6   |           | 106.3                               |           | 105.4               |           | 108.6        |           | 108.0     |           | 108.4                                   |           | 107.8  |           |         |           |
| May               | 108.4                  | 108.4     | 113.6   | 113.6     | 106.7                               | 106.7     | 106.0               | 106.1     | 108.9        | 108.9     | 108.2     | 108.2     | 108.7                                   | 108.7     | 108.2  | 108.2     |         |           |
| June              | 108.8                  |           | 113.6   |           | 107.2                               |           | 106.9               |           | 109.3        |           | 108.3     |           | 109.1                                   |           | 108.6  |           |         |           |
| July              | 109.2                  |           | 114.2   |           | 107.5                               |           | 108.3               |           | 109.6        |           | 108.4     |           | 109.4                                   |           | 108.9  |           |         |           |
| Aug.              | 109.5                  | 109.5     | 114.7   | 114.5     | 107.7                               | 107.7     | 108.7               | 108.8     | 109.8        | 109.8     | 108.5     | 108.5     | 109.6                                   | 109.6     | 109.1  | 109.1     |         |           |
| Sep.              | 109.8                  |           | 114.7   |           | 107.9                               |           | 109.5               |           | 110.1        |           | 108.7     |           | 109.8                                   |           | 109.3  |           |         |           |
| Oct.              | 110.4                  |           | 114.8   |           | 108.0                               |           | 113.9               |           | 110.2        |           | 108.8     |           | 110.0                                   |           | 109.5  |           |         |           |
| Nov.              | 111.1                  | 110.9     | 115.4   | 115.5     | 108.5                               | 108.5     | 116.0               | 114.7     | 110.8        | 110.7     | 108.9     | 108.9     | 110.5                                   | 110.5     | 110.0  | 110.0     |         |           |
| Dec.              | 111.3                  |           | 116.3   |           | 108.9                               |           | 114.3               |           | 111.2        |           | 109.1     |           | 111.0                                   |           | 110.4  |           |         |           |
| 2022 Jan.         | 112.5                  |           | 117.3   |           | 109.3                               |           | 122.7               |           | 111.4        |           | 109.2     |           | 111.3                                   |           | 110.7  |           |         |           |
| Feb.              | 113.0                  | 113.7     | 118.0   | 118.2     | 109.8                               | 109.9     | 126.5               | 132.1     | 111.3        | 111.4     | 109.4     | 109.4     | 111.4                                   | 111.6     | 110.8  | 111.0     |         |           |
| Mar.              | 115.7                  |           | 119.4   |           | 110.7                               |           | 147.2               |           | 111.6        |           | 109.6     |           | 112.1                                   |           | 111.4  |           |         |           |
| Apr.              | 116.0                  |           | 123.3   |           | 111.4                               |           | 142.6               |           | 112.1        |           | 109.7     |           | 112.9                                   |           | 111.9  |           |         |           |
| May               | 117.1                  | 116.7     | 126.2   | 125.8     | 112.2                               | 112.3     | 146.6               | 145.6     | 112.4        | 111.9     | 110.0     | 109.9     | 113.7                                   | 113.3     | 112.5  | 112.1     |         |           |
| June              | 116.9                  |           | 127.9   |           | 113.2                               |           | 147.5               |           | 111.2        |           | 110.1     |           | 113.4                                   |           | 111.9  |           |         |           |
| July              | 117.5                  |           | 131.1   |           | 113.7                               |           | 147.0               |           | 111.6        |           | 110.3     |           | 114.1                                   |           | 112.3  |           |         |           |
| Aug.              | 118.2                  | 118.8     | 133.7   | 133.7     | 114.3                               | 114.4     | 147.4               | 150.7     | 112.0        | 112.5     | 110.5     | 110.5     | 114.8                                   | 115.1     | 112.8  | 113.2     |         |           |
| Sep.              | 120.7                  |           | 136.2   |           | 115.1                               |           | 157.6               |           | 114.0        |           | 110.6     |           | 116.4                                   |           | 114.4  |           |         |           |
| Oct.              | 121.9                  |           | 138.1   |           | 115.8                               |           | 162.9               |           | 114.6        |           | 110.8     |           | 117.2                                   |           | 115.0  |           |         |           |
| Nov.              | 122.3                  | 121.7     | 139.8   | 139.4     | 116.5                               | 116.5     | 160.9               | 155.3     | 114.9        | 115.0     | 111.0     | 111.0     | 117.8                                   | 117.8     | 115.5  | 115.5     |         |           |
| Dec.              | 120.8                  |           | 140.4   |           | 117.2                               |           | 142.2               |           | 115.5        |           | 111.2     |           | 118.4                                   |           | 116.1  |           |         |           |

Source of the unadjusted figures: Federal Statistical Office. <sup>1</sup> Derived from seasonally adjusted components. <sup>2</sup> As of 2010 not seasonally adjusted. <sup>3</sup> Electricity, gas, other

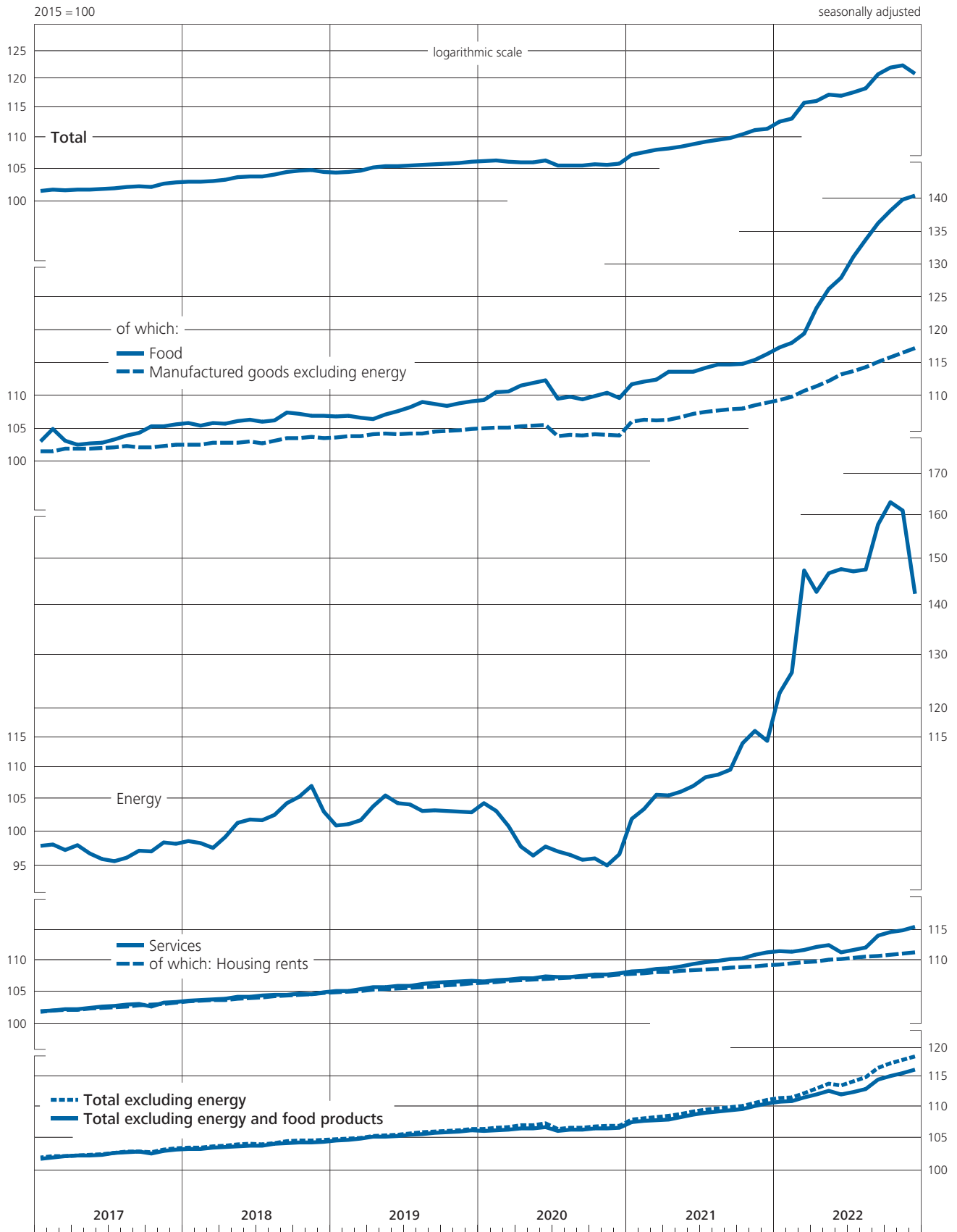
fuels and motor fuels. <sup>4</sup> Influenced by a reduction of value added tax (except for housing rents).



### III. Economic activity and prices

#### 7. Producer and consumer prices

##### b) Consumer price index (national concept)



### III. Economic activity and prices

#### 8. Foreign trade prices

2015 = 100 seasonally adjusted

| Period    | Exports (R) |           |                        |           | Imports |           |                        |           | Terms of trade 1 (R) |           |                        |           |
|-----------|-------------|-----------|------------------------|-----------|---------|-----------|------------------------|-----------|----------------------|-----------|------------------------|-----------|
|           | Total 2     |           | Total excluding energy |           | Total 2 |           | Total excluding energy |           | Total 2              |           | Total excluding energy |           |
|           | monthly     | quarterly | monthly                | quarterly | monthly | quarterly | monthly                | quarterly | monthly              | quarterly | monthly                | quarterly |
| 2017 Apr. | 101.0       |           | 101.1                  |           | 100.6   |           | 100.7                  |           | 100.4                |           | 100.4                  |           |
| May       | 100.7       | 100.7     | 100.9                  | 100.9     | 99.7    | 99.8      | 100.1                  | 100.2     | 101.0                | 101.0     | 100.8                  | 100.7     |
| June      | 100.5       |           | 100.7                  |           | 99.0    |           | 99.9                   |           | 101.5                |           | 100.8                  |           |
| July      | 100.4       |           | 100.6                  |           | 98.6    |           | 99.5                   |           | 101.8                |           | 101.1                  |           |
| Aug.      | 100.3       | 100.4     | 100.5                  | 100.6     | 98.8    | 98.9      | 99.5                   | 99.6      | 101.5                | 101.5     | 101.0                  | 101.0     |
| Sep.      | 100.5       |           | 100.6                  |           | 99.4    |           | 99.7                   |           | 101.1                |           | 100.9                  |           |
| Oct.      | 100.8       |           | 100.9                  |           | 100.1   |           | 100.2                  |           | 100.7                |           | 100.7                  |           |
| Nov.      | 101.0       | 101.0     | 100.9                  | 100.9     | 100.8   | 100.7     | 100.2                  | 100.2     | 100.2                | 100.3     | 100.7                  | 100.7     |
| Dec.      | 101.1       |           | 101.0                  |           | 101.1   |           | 100.3                  |           | 100.0                |           | 100.7                  |           |
| 2018 Jan. | 101.1       |           | 101.0                  |           | 101.4   |           | 100.2                  |           | 99.7                 |           | 100.8                  |           |
| Feb.      | 101.0       | 101.0     | 101.0                  | 101.0     | 100.7   | 100.9     | 100.0                  | 100.0     | 100.3                | 100.2     | 101.0                  | 101.0     |
| Mar.      | 101.0       |           | 100.9                  |           | 100.5   |           | 99.8                   |           | 100.5                |           | 101.1                  |           |
| Apr.      | 101.1       |           | 101.0                  |           | 101.1   |           | 99.9                   |           | 100.0                |           | 101.1                  |           |
| May       | 101.7       | 101.6     | 101.4                  | 101.4     | 102.7   | 102.4     | 100.6                  | 100.5     | 99.0                 | 99.2      | 100.8                  | 100.8     |
| June      | 102.0       |           | 101.7                  |           | 103.3   |           | 101.1                  |           | 98.7                 |           | 100.6                  |           |
| July      | 102.1       |           | 101.7                  |           | 103.3   |           | 101.0                  |           | 98.8                 |           | 100.7                  |           |
| Aug.      | 102.4       | 102.4     | 101.9                  | 101.9     | 103.5   | 103.6     | 101.2                  | 101.1     | 98.9                 | 98.8      | 100.7                  | 100.8     |
| Sep.      | 102.6       |           | 102.0                  |           | 104.0   |           | 101.1                  |           | 98.7                 |           | 100.9                  |           |
| Oct.      | 102.7       |           | 102.1                  |           | 105.0   |           | 101.3                  |           | 97.8                 |           | 100.8                  |           |
| Nov.      | 102.6       | 102.5     | 102.1                  | 102.1     | 103.9   | 103.8     | 101.3                  | 101.2     | 98.7                 | 98.7      | 100.8                  | 100.9     |
| Dec.      | 102.3       |           | 102.1                  |           | 102.6   |           | 101.1                  |           | 99.7                 |           | 101.0                  |           |
| 2019 Jan. | 102.3       |           | 102.1                  |           | 102.2   |           | 100.9                  |           | 100.1                |           | 101.2                  |           |
| Feb.      | 102.2       | 102.3     | 102.1                  | 102.2     | 102.3   | 102.2     | 100.9                  | 100.9     | 99.9                 | 100.1     | 101.2                  | 101.3     |
| Mar.      | 102.4       |           | 102.3                  |           | 102.2   |           | 100.9                  |           | 100.2                |           | 101.4                  |           |
| Apr.      | 102.3       |           | 102.2                  |           | 102.5   |           | 101.0                  |           | 99.8                 |           | 101.2                  |           |
| May       | 102.3       | 102.3     | 102.2                  | 102.2     | 102.4   | 102.1     | 100.9                  | 100.9     | 99.9                 | 100.2     | 101.3                  | 101.3     |
| June      | 102.2       |           | 102.3                  |           | 101.3   |           | 100.8                  |           | 100.9                |           | 101.5                  |           |
| July      | 102.4       |           | 102.4                  |           | 101.1   |           | 100.8                  |           | 101.3                |           | 101.6                  |           |
| Aug.      | 102.3       | 102.4     | 102.4                  | 102.5     | 100.6   | 101.0     | 100.8                  | 100.9     | 101.7                | 101.4     | 101.6                  | 101.6     |
| Sep.      | 102.6       |           | 102.6                  |           | 101.4   |           | 101.1                  |           | 101.2                |           | 101.5                  |           |
| Oct.      | 102.5       |           | 102.6                  |           | 101.2   |           | 100.8                  |           | 101.3                |           | 101.8                  |           |
| Nov.      | 102.6       | 102.6     | 102.6                  | 102.6     | 101.6   | 101.6     | 100.7                  | 100.8     | 101.0                | 101.0     | 101.9                  | 101.9     |
| Dec.      | 102.7       |           | 102.7                  |           | 101.9   |           | 100.8                  |           | 100.8                |           | 101.9                  |           |
| 2020 Jan. | 102.8       |           | 102.9                  |           | 101.3   |           | 100.8                  |           | 101.5                |           | 102.1                  |           |
| Feb.      | 102.6       | 102.4     | 102.9                  | 102.7     | 100.2   | 99.4      | 100.8                  | 100.6     | 102.4                | 103.1     | 102.1                  | 102.2     |
| Mar.      | 101.7       |           | 102.4                  |           | 96.6    |           | 100.1                  |           | 105.3                |           | 102.3                  |           |
| Apr.      | 101.3       |           | 102.3                  |           | 94.9    |           | 99.8                   |           | 106.7                |           | 102.5                  |           |
| May       | 101.1       | 101.2     | 102.1                  | 102.1     | 95.2    | 95.4      | 99.6                   | 99.6      | 106.2                | 106.1     | 102.5                  | 102.5     |
| June      | 101.2       |           | 102.0                  |           | 96.0    |           | 99.5                   |           | 105.4                |           | 102.5                  |           |
| July      | 101.1       |           | 101.8                  |           | 96.5    |           | 99.4                   |           | 104.8                |           | 102.4                  |           |
| Aug.      | 101.3       | 101.3     | 101.9                  | 101.9     | 96.7    | 96.7      | 99.4                   | 99.5      | 104.8                | 104.8     | 102.5                  | 102.4     |
| Sep.      | 101.5       |           | 102.0                  |           | 96.9    |           | 99.7                   |           | 104.7                |           | 102.3                  |           |
| Oct.      | 101.5       |           | 102.0                  |           | 97.4    |           | 99.9                   |           | 104.2                |           | 102.1                  |           |
| Nov.      | 101.9       | 101.8     | 102.3                  | 102.2     | 97.8    | 97.9      | 100.0                  | 100.0     | 104.2                | 104.1     | 102.3                  | 102.3     |
| Dec.      | 102.1       |           | 102.4                  |           | 98.4    |           | 100.0                  |           | 103.8                |           | 102.4                  |           |
| 2021 Jan. | 102.8       |           | 102.9                  |           | 100.2   |           | 101.1                  |           | 102.6                |           | 101.8                  |           |
| Feb.      | 103.4       | 103.4     | 103.4                  | 103.4     | 101.6   | 101.7     | 101.8                  | 102.0     | 101.8                | 101.7     | 101.6                  | 101.4     |
| Mar.      | 103.9       |           | 103.9                  |           | 103.3   |           | 103.1                  |           | 100.6                |           | 100.8                  |           |
| Apr.      | 104.7       |           | 104.6                  |           | 104.7   |           | 104.6                  |           | 100.0                |           | 100.0                  |           |
| May       | 105.4       | 105.5     | 105.2                  | 105.2     | 106.5   | 106.6     | 105.6                  | 105.6     | 99.0                 | 99.0      | 99.6                   | 99.6      |
| June      | 106.3       |           | 105.9                  |           | 108.5   |           | 106.6                  |           | 98.0                 |           | 99.3                   |           |
| July      | 107.6       |           | 107.0                  |           | 111.0   |           | 108.2                  |           | 96.9                 |           | 98.9                   |           |
| Aug.      | 108.5       | 108.6     | 107.7                  | 107.6     | 112.6   | 112.6     | 109.2                  | 109.1     | 96.4                 | 96.5      | 98.6                   | 98.7      |
| Sep.      | 109.6       |           | 108.2                  |           | 114.1   |           | 109.8                  |           | 96.1                 |           | 98.5                   |           |
| Oct.      | 111.2       |           | 109.1                  |           | 118.6   |           | 111.1                  |           | 93.8                 |           | 98.2                   |           |
| Nov.      | 112.1       | 112.2     | 109.9                  | 109.8     | 121.9   | 120.8     | 112.2                  | 112.1     | 92.0                 | 92.9      | 98.0                   | 98.0      |
| Dec.      | 113.2       |           | 110.5                  |           | 122.0   |           | 113.1                  |           | 92.8                 |           | 97.7                   |           |
| 2022 Jan. | 115.1       |           | 112.8                  |           | 127.1   |           | 115.7                  |           | 90.6                 |           | 97.5                   |           |
| Feb.      | 116.2       | 117.3     | 113.7                  | 114.1     | 128.4   | 130.4     | 116.7                  | 117.4     | 90.5                 | 90.0      | 97.4                   | 97.2      |
| Mar.      | 120.6       |           | 115.7                  |           | 135.6   |           | 119.7                  |           | 88.9                 |           | 96.7                   |           |
| Apr.      | 121.4       |           | 117.7                  |           | 137.9   |           | 122.4                  |           | 88.0                 |           | 96.2                   |           |
| May       | 122.1       | 122.3     | 118.4                  | 118.3     | 139.2   | 139.3     | 123.1                  | 122.9     | 87.7                 | 87.8      | 96.2                   | 96.3      |
| June      | 123.3       |           | 118.8                  |           | 140.8   |           | 123.1                  |           | 87.6                 |           | 96.5                   |           |
| July      | 125.9       |           | 119.9                  |           | 142.9   |           | 123.3                  |           | 88.1                 |           | 97.2                   |           |
| Aug.      | 128.7       | 127.5     | 120.6                  | 120.6     | 149.3   | 146.8     | 123.6                  | 123.6     | 86.2                 | 86.9      | 97.6                   | 97.5      |
| Sep.      | 127.9       |           | 121.2                  |           | 148.1   |           | 124.0                  |           | 86.4                 |           | 97.7                   |           |
| Oct.      | 125.6       |           | 121.5                  |           | 146.2   |           | 124.0                  |           | 85.9                 |           | 98.0                   |           |
| Nov.      | 125.1       | ...       | 121.3                  | ...       | 139.7   | ...       | 123.1                  | ...       | 89.5                 | ...       | 98.5                   | ...       |

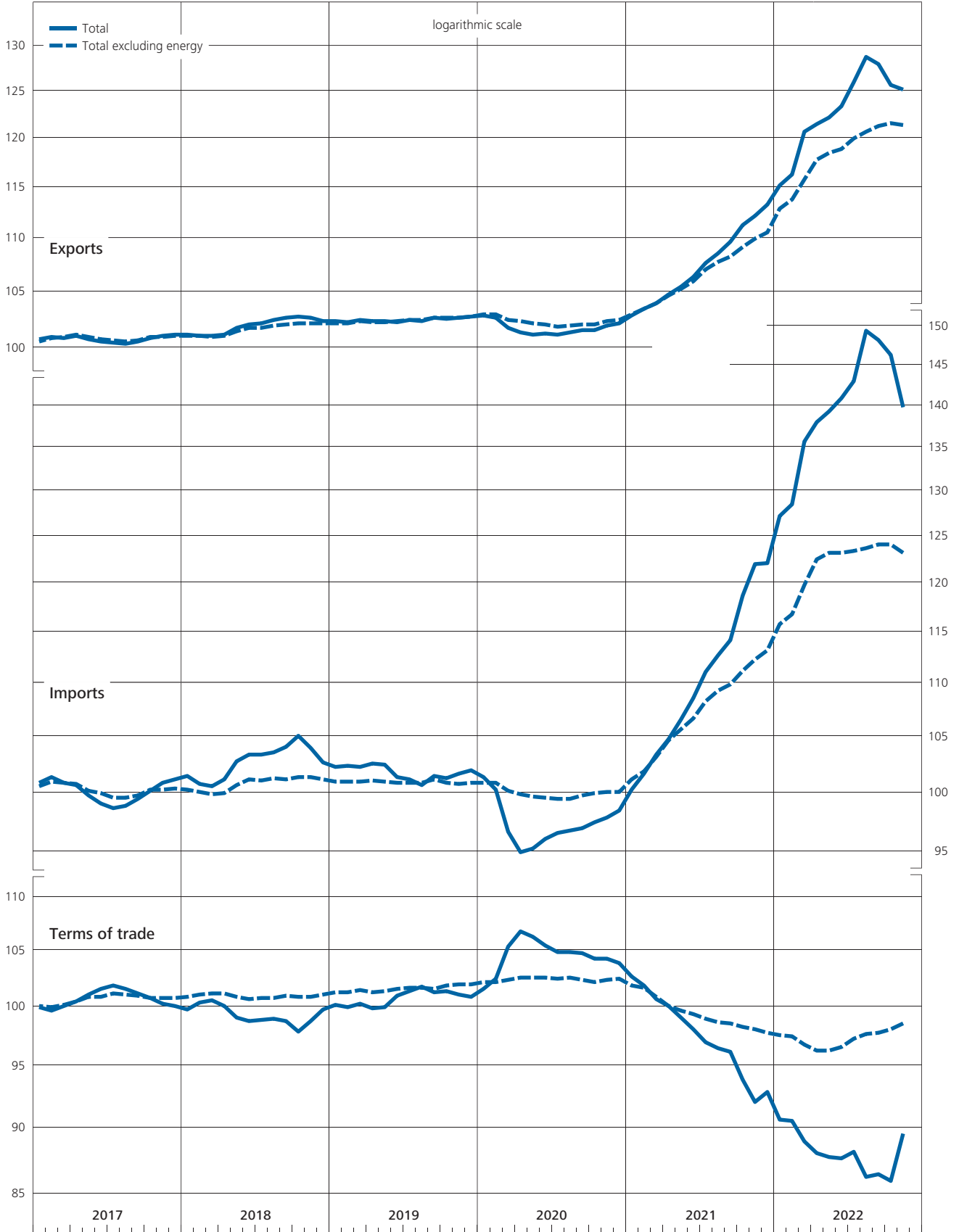
Source of the unadjusted figures: Federal Statistical Office. 1 Index of export prices as a percentage of the index of import prices. 2 Subindex of energy not seasonally adjusted as of 2010.

### III. Economic activity and prices

#### 8. Foreign trade prices

2015 = 100

seasonally adjusted



#### IV. Corporate financial statements

##### Revenues and operating income of listed non-financial groups \*

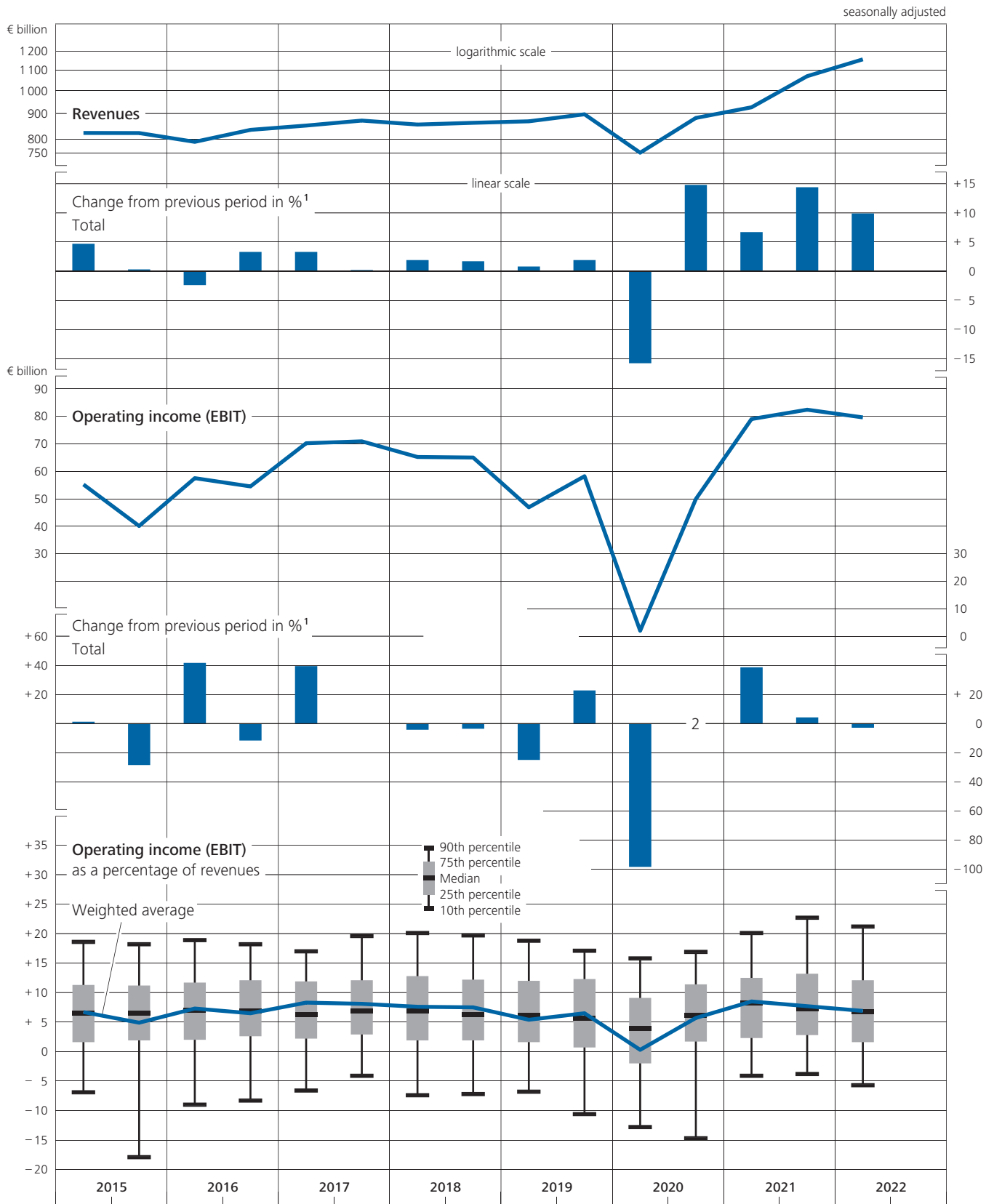
|  |   | seasonally adjusted  |   |                  |                           |   |     |   |                  |                           |        |           |   |      |   |      |
|--|---|--|---|------------------|---------------------------|---|-----|---|------------------|---------------------------|--------|-----------|---|------|---|------|
| Revenues   |   | Operating income before depreciation and amortisation (EBITDA <sup>1</sup> ) as a percentage of revenues |   |                  |                           |   |     | Operating income (EBIT) as a percentage of revenues |                  |                           |        |           |   |      |   |      |
|  |   | Operating income before depreciation and amortisation (EBITDA <sup>1</sup> )                             |   | Weighted average | Distribution <sup>2</sup> |   |     | Operating income (EBIT)                             | Weighted average | Distribution <sup>2</sup> |        |           |   |      |   |      |
| € billion  | Change from previous period in % <sup>3</sup> | € billion  | Change from previous period in % <sup>3</sup> |                  | %                         | Change from previous period in percentage points <sup>3</sup> | %   |   |                  | %                         | %      | € billion | Change from previous period in % <sup>3</sup> | %    | Change from previous period in percentage points <sup>3</sup> | %    |
| <b>Total</b>   |   |  |   |                  |                           |   |     |   |                  |                           |        |           |   |      |   |      |
| Period   |   | (R)  | (R)   | (R)              | (R)                       |   |     |   | (R)              | (R)                       | (R)    | (R)       |   |      |   |      |
| 2015 H1  | 822.9   | 4.7  | 103.2   | 3.6              | 12.5                      | -0.1  | 5.4 | 10.9  | 18.2             | 55.2                      | 1.3    | 6.7       | -0.2  | 1.6  | 6.5   | 11.3 |
| H2   | 822.5   | 0.3  | 96.6  | -7.3             | 11.8                      | -1.0  | 5.8 | 10.8  | 17.5             | 40.1                      | -28.4  | 4.9       | -1.9  | 1.9  | 6.5   | 11.2 |
| 2016 H1  | 789.8   | -2.4   | 107.7   | 12.2             | 13.6                      | 1.7   | 6.4 | 11.1  | 18.1             | 57.5                      | 41.7   | 7.3       | 2.0   | 2.0  | 7.0   | 11.7 |
| H2   | 834.7   | 3.3  | 107.0   | -0.1             | 12.8                      | -0.4  | 6.4 | 11.2  | 18.3             | 54.5                      | -11.6  | 6.5       | -0.9  | 2.6  | 6.9   | 12.1 |
| 2017 H1  | 851.4   | 3.3  | 121.4   | 14.8             | 14.3                      | 1.4   | 6.2 | 10.8  | 17.7             | 70.2                      | 39.5   | 8.3       | 2.2   | 2.2  | 6.3   | 11.9 |
| H2   | 871.2   | 0.2  | 121.6   | -0.8             | 14.0                      | -0.1  | 6.4 | 11.3  | 18.5             | 70.9                      | -0.1   | 8.1       | -0.0  | 2.9  | 6.9   | 12.1 |
| 2018 H1  | 855.4   | 1.9  | 116.9   | -0.5             | 13.7                      | -0.3  | 5.6 | 11.3  | 18.9             | 65.2                      | -4.2   | 7.6       | -0.5  | 1.9  | 6.9   | 12.8 |
| H2   | 862.3   | 1.7  | 118.1   | 1.1              | 13.7                      | -0.1  | 5.8 | 10.4  | 17.2             | 65.0                      | -3.5   | 7.5       | -0.4  | 1.9  | 6.3   | 12.2 |
| 2019 H1  | 868.3   | 0.8  | 108.8   | -6.5             | 12.5                      | -1.0  | 7.0 | 12.6  | 19.4             | 46.9                      | -24.9  | 5.4       | -1.9  | 1.6  | 6.2   | 12.0 |
| H2   | 896.9   | 1.9  | 124.7   | 13.5             | 13.9                      | 1.4   | 6.1 | 11.1  | 19.2             | 58.2                      | 22.8   | 6.5       | 1.1   | 0.7  | 5.6   | 12.3 |
| 2020 H1  | 751.2   | -15.8  | 74.8  | -42.4            | 10.0                      | -4.4  | 5.3 | 10.6  | 17.4             | 2.0                       | -98.3  | 0.3       | -6.4  | -2.0 | 3.9   | 9.1  |
| H2   | 881.9   | 14.8   | 138.9   | 101.8            | 15.8                      | 7.2   | 7.1 | 12.6  | 19.0             | 49.9                      | .      | 5.7       | 7.0   | 1.7  | 6.1   | 11.4 |
| 2021 H1  | 926.3   | 6.7  | 147.9   | 2.3              | 16.0                      | -0.7  | 7.8 | 13.3  | 20.3             | 79.0                      | 38.7   | 8.5       | 1.9   | 2.3  | 8.3   | 12.5 |
| H2   | 1,069.4                                       | 14.4   | 150.1   | 1.5              | 14.0                      | -1.8  | 7.4 | 12.6  | 20.0             | 82.4                      | 4.3    | 7.7       | -0.8  | 2.8  | 7.3   | 13.2 |
| 2022 H1  | 1,155.7                                       | 9.9  | 157.2   | 5.4              | 13.6                      | -0.6  | 6.5 | 12.2  | 19.2             | 79.6                      | -2.8   | 6.9       | -0.9  | 1.6  | 6.8   | 12.1 |
| <b>Groups with a focus on the production sector <sup>5</sup></b> |   |  |   |                  |                           |   |     |   |                  |                           |        |           |   |      |   |      |
| 2015 H1  | 652.1   | 4.9  | 80.6  | 3.9              | 12.4                      | -0.1  | 5.5 | 10.5  | 16.2             | 45.0                      | 4.4    | 6.9       | -0.0  | 2.5  | 6.5   | 10.5 |
| H2   | 658.3   | 0.4  | 72.1  | -11.7            | 11.0                      | -1.5  | 5.3 | 10.8  | 15.3             | 27.8                      | -39.9  | 4.2       | -2.8  | 1.8  | 6.7   | 10.4 |
| 2016 H1  | 627.6   | -2.8   | 80.3  | 10.2             | 12.8                      | 1.4   | 6.7 | 10.9  | 16.0             | 42.8                      | 46.1   | 6.8       | 1.9   | 2.9  | 6.6   | 10.2 |
| H2   | 668.3   | 3.6  | 82.1  | 3.2              | 12.3                      | -0.1  | 6.2 | 11.0  | 16.5             | 42.3                      | -9.4   | 6.3       | -0.7  | 2.4  | 6.1   | 10.7 |
| 2017 H1  | 697.5   | 3.7  | 94.7  | 15.9             | 13.6                      | 1.4   | 6.0 | 10.5  | 16.3             | 56.2                      | 44.7   | 8.1       | 2.4   | 2.3  | 6.0   | 10.9 |
| H2   | 699.0   | -0.1   | 92.8  | -2.3             | 13.3                      | -0.3  | 7.0 | 11.4  | 16.7             | 56.1                      | -0.4   | 8.0       | -0.0  | 3.6  | 7.0   | 10.8 |
| 2018 H1  | 684.3   | -0.1   | 88.2  | -1.3             | 12.9                      | -0.2  | 7.0 | 11.3  | 16.9             | 50.4                      | -5.9   | 7.4       | -0.5  | 2.9  | 7.0   | 11.5 |
| H2   | 693.0   | 2.2  | 89.8  | 1.8              | 13.0                      | -0.1  | 6.2 | 10.8  | 16.0             | 51.3                      | -2.3   | 7.4       | -0.3  | 2.0  | 6.3   | 11.4 |
| 2019 H1  | 692.3   | -0.1   | 76.7  | -12.9            | 11.1                      | -1.6  | 7.1 | 11.2  | 16.3             | 33.0                      | -32.5  | 4.8       | -2.3  | 1.8  | 6.1   | 9.5  |
| H2   | 718.7   | 2.0  | 91.4  | 17.6             | 12.7                      | 1.7   | 6.1 | 10.5  | 16.7             | 43.0                      | 29.0   | 6.0       | 1.3   | 0.6  | 5.1   | 11.2 |
| 2020 H1  | 582.9   | -17.4  | 42.3  | -53.6            | 7.3                       | -5.5  | 4.4 | 9.1   | 15.0             | -8.3                      | -120.8 | -1.4      | -7.5  | -2.1 | 3.3   | 7.7  |
| H2   | 702.5   | 17.2   | 101.4   | 164.9            | 14.4                      | 9.0   | 7.0 | 11.8  | 18.5             | 37.3                      | .      | 5.3       | 8.5   | 0.3  | 5.9   | 10.6 |
| 2021 H1  | 733.9   | 7.6  | 104.2   | -2.1             | 14.2                      | -1.4  | 8.2 | 12.9  | 18.7             | 58.4                      | 33.6   | 8.0       | 1.5   | 2.9  | 8.0   | 12.0 |
| H2   | 852.4   | 14.8   | 104.8   | 0.4              | 12.3                      | -1.8  | 7.8 | 12.0  | 17.4             | 60.2                      | 3.2    | 7.1       | -0.8  | 2.6  | 6.9   | 11.6 |
| 2022 H1  | 925.1   | 10.5   | 103.7   | -0.3             | 11.2                      | -1.2  | 7.7 | 11.8  | 16.5             | 50.7                      | -15.4  | 5.5       | -1.6  | 2.3  | 6.5   | 10.2 |
| <b>Groups with a focus on the services sector</b>                |   |  |   |                  |                           |   |     |   |                  |                           |        |           |   |      |   |      |
| 2015 H1  | 170.8   | 3.8  | 22.5  | 2.5              | 13.2                      | -0.2  | 5.3 | 11.8  | 23.0             | 10.2                      | -11.7  | 6.0       | -1.0  | 0.4  | 5.6   | 14.9 |
| H2   | 164.2   | -0.0   | 24.5  | 8.5              | 15.0                      | 1.2   | 5.5 | 10.3  | 22.1             | 12.3                      | 25.7   | 7.5       | 1.6   | 1.0  | 6.3   | 14.1 |
| 2016 H1  | 162.2   | -0.7   | 27.4  | 18.0             | 16.9                      | 2.7   | 6.1 | 11.7  | 24.7             | 14.6                      | 31.6   | 9.0       | 2.2   | 2.3  | 7.5   | 15.5 |
| H2   | 166.4   | 2.5  | 25.0  | -9.1             | 15.0                      | -1.9  | 6.4 | 11.9  | 23.0             | 12.2                      | -16.9  | 7.3       | -1.7  | 2.6  | 7.6   | 16.2 |
| 2017 H1  | 153.8   | 1.6  | 26.8  | 11.2             | 17.4                      | 1.4   | 6.3 | 11.3  | 22.2             | 14.1                      | 22.3   | 9.2       | 1.5   | 2.6  | 6.9   | 15.5 |
| H2   | 172.2   | 1.1  | 28.8  | 4.6              | 16.7                      | 0.6   | 5.5 | 10.9  | 23.5             | 14.8                      | 0.8    | 8.6       | -0.0  | 1.6  | 6.5   | 16.9 |
| 2018 H1  | 171.1   | 9.8  | 28.7  | 2.0              | 16.8                      | -1.2  | 4.9 | 11.1  | 23.8             | 14.8                      | 2.2    | 8.6       | -0.6  | 0.5  | 6.0   | 16.4 |
| H2   | 169.4   | -0.4   | 28.3  | -1.0             | 16.7                      | -0.1  | 5.7 | 9.6   | 24.5             | 13.6                      | -7.4   | 8.1       | -0.6  | 0.8  | 5.7   | 16.7 |
| 2019 H1  | 176.0   | 4.3  | 32.0  | 13.7             | 18.2                      | 1.5   | 6.8 | 14.0  | 25.4             | 13.9                      | 2.7    | 7.9       | -0.1  | 1.4  | 6.2   | 15.6 |
| H2   | 178.2   | 1.4  | 33.3  | 3.7              | 18.7                      | 0.4   | 6.0 | 13.4  | 23.5             | 15.2                      | 8.0    | 8.5       | 0.5   | 0.4  | 6.8   | 15.3 |
| 2020 H1  | 168.3   | -9.2   | 32.5  | -11.4            | 19.3                      | -0.4  | 6.7 | 12.5  | 22.0             | 10.3                      | -33.7  | 6.1       | -2.3  | -0.7 | 5.6   | 11.9 |
| H2   | 179.4   | 5.5  | 37.5  | 9.8              | 20.9                      | 0.8   | 7.8 | 13.0  | 22.5             | 12.5                      | 26.8   | 7.0       | 1.3   | 1.2  | 6.2   | 12.3 |
| 2021 H1  | 192.4   | 3.6  | 43.7  | 14.6             | 22.7                      | 2.2   | 8.0 | 14.3  | 25.2             | 20.6                      | 55.1   | 10.7      | 3.6   | 2.4  | 8.3   | 14.6 |
| H2   | 217.1   | 12.9   | 45.3  | 4.1              | 20.9                      | -1.8  | 8.3 | 14.7  | 23.9             | 22.2                      | 7.6    | 10.2      | -0.5  | 2.3  | 8.1   | 16.8 |
| 2022 H1  | 230.6   | 7.7  | 53.5  | 18.8             | 23.2                      | 2.2   | 5.7 | 13.3  | 21.6             | 28.9                      | 31.4   | 12.5      | 2.3   | 1.0  | 7.7   | 14.4 |

Source of the unadjusted figures: Bundesbank calculations based on data from consolidated financial statements. \* Non-financial groups admitted to the Prime Standard segment of the Frankfurt Stock Exchange which publish IFRS consolidated financial statements on a quarterly or half-yearly basis and make a noteworthy contribution to value added in Germany. Excluding groups engaged in real estate

activities. <sup>1</sup> Earnings before interest, taxes, depreciation and amortisation. <sup>2</sup> Quantile data are based on the groups' unweighted return on sales. <sup>3</sup> Adjusted for substantial changes in the basis of consolidation of large groups and in the reporting sample. See explanatory notes. <sup>4</sup> As of H1 2018 significant changes in IFRS standards, impairing comparability with previous periods. <sup>5</sup> Including groups in agriculture and forestry.

IV. Corporate financial statements

Revenues and operating income of listed non-financial groups



<sup>1</sup> Adjusted for substantial changes in the basis of consolidation of large groups and in the reporting sample. <sup>2</sup> Value has no meaningful representation.

## V. External sector

### 1. Current account

#### a) Current account

€ billion seasonally adjusted +

| Period    | Total (R) |           | of which: |           |          |           |                  |           |                        |           |
|-----------|-----------|-----------|-----------|-----------|----------|-----------|------------------|-----------|------------------------|-----------|
|           | monthly   | quarterly | Goods 1   |           | Services |           | Primary income 2 |           | Secondary income 3 (R) |           |
|           |           |           | monthly   | quarterly | monthly  | quarterly | monthly          | quarterly | monthly                | quarterly |
| 2017 July | 20.31     |           | 20.33     |           | -2.13    |           | 6.52             |           | -4.41                  |           |
| Aug.      | 22.99     | 66.59     | 21.98     |           | -1.63    |           | 6.43             | 19.38     | -3.79                  | -12.08    |
| Sep.      | 23.29     |           | 22.64     | 64.95     | -1.90    | -5.66     | 6.43             |           | -3.88                  |           |
| Oct.      | 20.94     |           | 21.48     |           | -2.37    |           | 6.32             |           | -4.49                  |           |
| Nov.      | 23.77     | 67.43     | 22.86     | 65.35     | -2.19    | -6.65     | 6.90             | 20.63     | -3.80                  | -11.90    |
| Dec.      | 22.72     |           | 21.01     |           | -2.09    |           | 7.41             |           | -3.61                  |           |
| 2018 Jan. | 25.57     |           | 22.20     |           | -1.43    |           | 8.76             |           | -3.96                  |           |
| Feb.      | 25.01     | 76.01     | 20.33     | 64.81     | -0.54    | -3.58     | 8.24             | 26.03     | -3.02                  | -11.25    |
| Mar.      | 25.43     |           | 22.28     |           | -1.61    |           | 9.03             |           | -4.27                  |           |
| Apr.      | 24.14     |           | 20.56     |           | -1.14    |           | 8.26             |           | -3.54                  |           |
| May       | 26.61     | 75.13     | 22.11     | 62.63     | -1.12    | -3.83     | 8.89             | 27.59     | -3.27                  | -11.26    |
| June      | 24.38     |           | 19.96     |           | -1.57    |           | 10.44            |           | -4.45                  |           |
| July      | 16.84     |           | 14.22     |           | -1.94    |           | 9.50             |           | -4.94                  |           |
| Aug.      | 22.94     | 59.69     | 18.26     | 48.49     | -1.28    | -4.55     | 9.83             | 29.06     | -3.87                  | -13.31    |
| Sep.      | 19.91     |           | 16.01     |           | -1.33    |           | 9.73             |           | -4.50                  |           |
| Oct.      | 20.73     |           | 16.35     |           | -1.37    |           | 10.30            |           | -4.55                  |           |
| Nov.      | 19.73     | 59.77     | 15.19     | 49.03     | -0.71    | -4.45     | 10.06            | 30.10     | -4.81                  | -14.91    |
| Dec.      | 19.31     |           | 17.49     |           | -2.37    |           | 9.74             |           | -5.55                  |           |
| 2019 Jan. | 24.15     |           | 18.65     |           | -1.45    |           | 10.64            |           | -3.69                  |           |
| Feb.      | 21.18     | 71.02     | 16.90     | 56.38     | -0.59    | -3.10     | 9.70             | 30.24     | -4.83                  | -12.50    |
| Mar.      | 25.69     |           | 20.83     |           | -1.06    |           | 9.90             |           | -3.98                  |           |
| Apr.      | 22.23     |           | 16.89     |           | -1.31    |           | 11.16            |           | -4.51                  |           |
| May       | 24.40     | 67.46     | 18.04     | 52.84     | -0.20    | -3.88     | 9.73             | 31.17     | -3.17                  | -12.67    |
| June      | 20.83     |           | 17.91     |           | -2.37    |           | 10.28            |           | -4.99                  |           |
| July      | 21.05     |           | 17.44     |           | -1.64    |           | 9.88             |           | -4.63                  |           |
| Aug.      | 23.16     | 66.28     | 19.15     | 54.54     | -1.21    | -4.22     | 9.63             | 29.23     | -4.41                  | -13.27    |
| Sep.      | 22.07     |           | 17.95     |           | -1.37    |           | 9.72             |           | -4.23                  |           |
| Oct.      | 20.30     |           | 18.41     |           | -2.76    |           | 9.34             |           | -4.69                  |           |
| Nov.      | 22.99     | 64.13     | 17.72     | 54.67     | -0.87    | -6.28     | 8.83             | 26.97     | -2.69                  | -11.23    |
| Dec.      | 20.84     |           | 18.54     |           | -2.65    |           | 8.80             |           | -3.85                  |           |
| 2020 Jan. | 20.02     |           | 18.71     |           | -1.99    |           | 8.71             |           | -5.41                  |           |
| Feb.      | 22.40     | 59.87     | 19.78     | 51.49     | -2.44    | -5.07     | 7.75             | 24.60     | -2.69                  | -11.15    |
| Mar.      | 17.45     |           | 13.00     |           | -0.64    |           | 8.14             |           | -3.05                  |           |
| Apr.      | 11.32     |           | 4.58      |           | 1.90     |           | 9.91             |           | -5.07                  |           |
| May       | 13.10     | 41.96     | 10.20     | 28.80     | 0.45     | 4.20      | 8.95             | 23.18     | -6.50                  | -14.22    |
| June      | 17.54     |           | 14.02     |           | 1.85     |           | 4.32             |           | -2.65                  |           |
| July      | 20.07     |           | 17.41     |           | -0.71    |           | 6.81             |           | -3.44                  |           |
| Aug.      | 20.67     | 60.02     | 17.24     | 51.91     | -0.87    | -2.16     | 7.90             | 21.34     | -3.60                  | -11.07    |
| Sep.      | 19.28     |           | 17.26     |           | -0.58    |           | 6.63             |           | -4.03                  |           |
| Oct.      | 22.95     |           | 18.09     |           | 1.67     |           | 7.34             |           | -4.15                  |           |
| Nov.      | 22.09     | 70.24     | 17.88     | 55.12     | 1.91     | 4.86      | 8.86             | 26.11     | -6.56                  | -15.85    |
| Dec.      | 25.20     |           | 19.15     |           | 1.28     |           | 9.91             |           | -5.14                  |           |
| 2021 Jan. | 30.37     |           | 22.46     |           | 1.40     |           | 9.37             |           | -2.86                  |           |
| Feb.      | 24.64     | 79.37     | 17.51     | 57.19     | 1.84     | 4.48      | 9.79             | 29.08     | -4.50                  | -11.38    |
| Mar.      | 24.36     |           | 17.22     |           | 1.24     |           | 9.92             |           | -4.02                  |           |
| Apr.      | 25.19     |           | 17.17     |           | 3.17     |           | 9.33             |           | -4.48                  |           |
| May       | 25.83     | 71.85     | 17.82     | 49.50     | 1.65     | 5.22      | 11.02            | 30.56     | -4.66                  | -13.43    |
| June      | 20.83     |           | 14.51     |           | 0.40     |           | 10.21            |           | -4.29                  |           |
| July      | 21.62     |           | 16.95     |           | -0.03    |           | 9.77             |           | -5.07                  |           |
| Aug.      | 20.76     | 61.15     | 14.64     | 44.76     | -0.50    | -1.72     | 11.12            | 32.70     | -4.50                  | -14.59    |
| Sep.      | 18.77     |           | 13.17     |           | -1.19    |           | 11.81            |           | -5.02                  |           |
| Oct.      | 18.25     |           | 14.50     |           | -3.12    |           | 11.34            |           | -4.47                  |           |
| Nov.      | 19.78     | 54.40     | 14.04     | 38.71     | -1.18    | -5.48     | 11.21            | 33.59     | -4.29                  | -12.42    |
| Dec.      | 16.37     |           | 10.17     |           | -1.18    |           | 11.04            |           | -3.66                  |           |
| 2022 Jan. | 4 21.19   |           | 4 14.32   |           | -0.29    |           | 11.41            |           | -4.25                  |           |
| Feb.      | 23.28     | 52.56     | 14.68     | 33.63     | 0.90     | -1.73     | 11.21            | 34.29     | -3.51                  | -13.63    |
| Mar.      | 8.09      |           | 4.63      |           | -2.34    |           | 11.67            |           | -5.87                  |           |
| Apr.      | 11.87     |           | 8.15      |           | -2.60    |           | 11.69            |           | -5.37                  |           |
| May       | 11.81     | 33.60     | 11.21     | 29.47     | -3.70    | -9.75     | 9.93             | 32.82     | -5.63                  | -18.94    |
| June      | 9.92      |           | 10.11     |           | -3.45    |           | 11.20            |           | -7.94                  |           |
| July      | 7.90      |           | 6.78      |           | -4.09    |           | 11.42            |           | -6.21                  |           |
| Aug.      | 3.84      | 16.70     | 3.35      | 14.80     | -4.94    | -13.85    | 11.76            | 32.76     | -6.33                  | -17.01    |
| Sep.      | 4.96      |           | 4.67      |           | -4.82    |           | 9.58             |           | -4.47                  |           |
| Oct.      | 9.25      |           | 7.50      |           | -4.04    |           | 10.62            |           | -4.83                  |           |
| Nov.      | 15.49     | ...       | 13.08     | ...       | p -3.41  | ...       | p 11.09          | ...       | p -5.27                | ...       |

+ The seasonally adjusted series of balances are subject to much greater uncertainty than the basic series from which they are derived. 1 Foreign trade on f.o.b./c.i.f. basis including supplementary trade items and merchanting trade (see Table V.1.b). 2 Investment income, compensation of employees and other primary income (includes

rent, taxes on production and imports transferred to the EU as well as subsidies received from the EU). 3 Previously known as current transfers. 4 Figures as of January 2022 provisional.

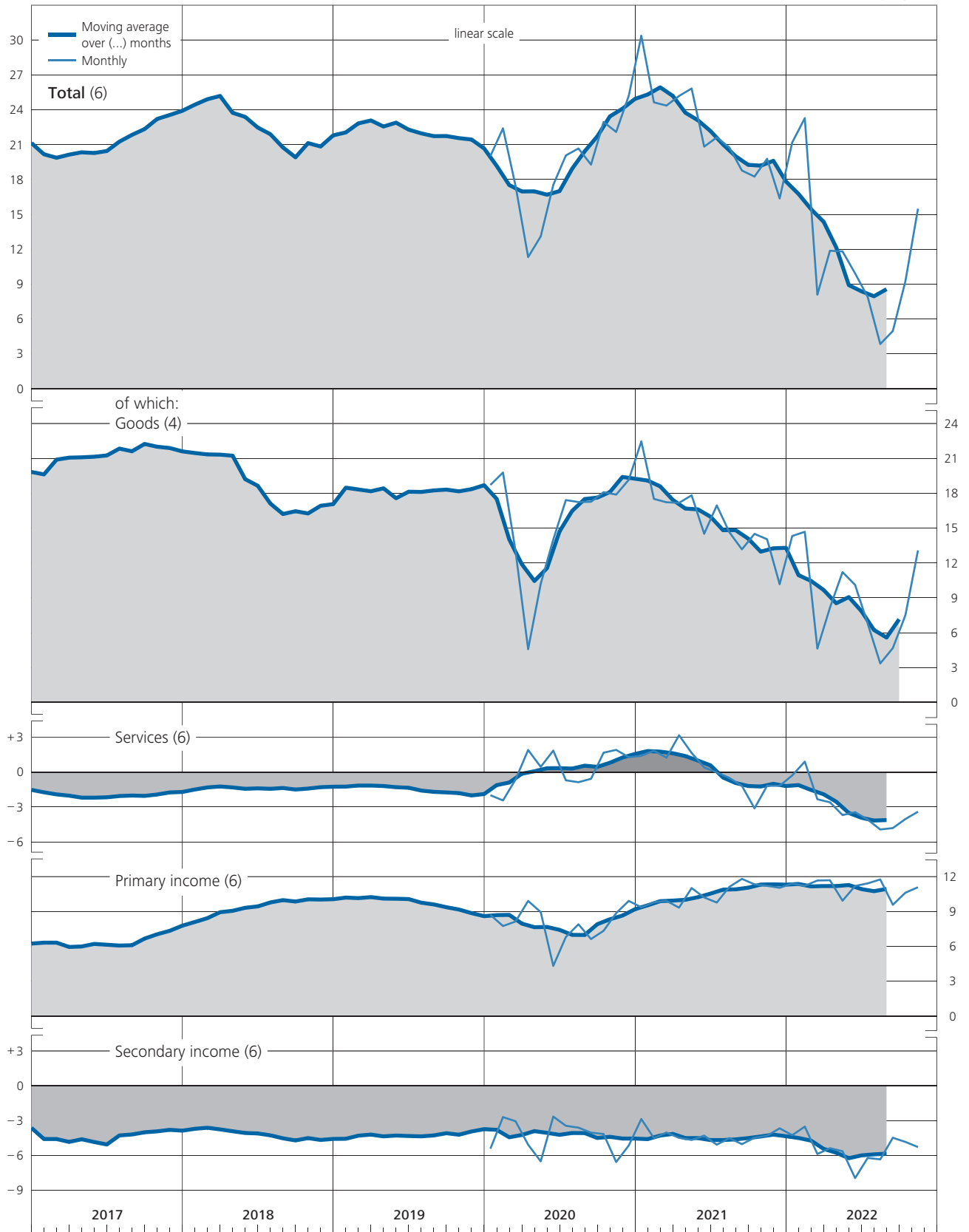
V. External sector

1. Current account

a) Current account

€ billion

seasonally adjusted



## V. External sector

### 1. Current account

#### b) Exports and imports of goods and its components \*

€ billion

seasonally adjusted

| Period                 | Goods (f.o.b.) <sup>1</sup> |         |                      | of which:        |                         |                  |                         |       |                         |                      |            | Supplementary trade items |  | Balance of net exports of goods under merchenting |
|------------------------|-----------------------------|---------|----------------------|------------------|-------------------------|------------------|-------------------------|-------|-------------------------|----------------------|------------|---------------------------|--|---|
|                        | Exports                     | Imports | Balance <sup>2</sup> | Foreign trade    |                         |                  |                         |       |                         | Balance <sup>2</sup> | To exports | To imports                |  |   |
|                        |                             |         |                      | Exports (f.o.b.) |                         | Imports (c.i.f.) |                         | Value | Volume <sup>3</sup> (R) |                      |            |                           |  |   |
|                        |                             |         |                      | Value            | Volume <sup>3</sup> (R) | Value            | Volume <sup>3</sup> (R) |       |                         |                      |            |                           |  |   |
| 2018 Q4                | 323.12                      | 274.09  | 49.03                | 332.90           | 324.69                  | 276.90           | 266.69                  | 55.99 | 58.00                   | -16.24               | -6.05      | 4.14                      |  |   |
| 2019 Q1                | 331.60                      | 275.22  | 56.38                | 336.14           | 328.58                  | 279.12           | 273.02                  | 57.02 | 55.56                   | -13.46               | -6.81      | 6.38                      |  |   |
| Q2                     | 324.89                      | 272.05  | 52.84                | 331.33           | 323.98                  | 275.77           | 270.21                  | 55.56 | 53.77                   | -14.09               | -6.17      | 5.08                      |  |   |
| Q3                     | 327.00                      | 272.46  | 54.54                | 332.27           | 324.38                  | 276.21           | 273.38                  | 56.05 | 51.00                   | -14.40               | -7.08      | 5.12                      |  |   |
| Q4                     | 326.55                      | 271.88  | 54.67                | 334.71           | 326.23                  | 276.47           | 272.21                  | 58.24 | 54.02                   | -17.18               | -8.26      | 5.98                      |  |   |
| 2020 Q1                | 318.98                      | 267.49  | 51.49                | 323.71           | 316.15                  | 271.23           | 272.90                  | 52.49 | 43.25                   | -14.40               | -9.49      | 5.29                      |  |   |
| Q2                     | 248.91                      | 220.11  | 28.80                | 253.09           | 250.10                  | 226.42           | 237.38                  | 26.67 | 12.72                   | -12.86               | -10.82     | 4.01                      |  |   |
| Q3                     | 299.19                      | 247.28  | 51.91                | 304.47           | 300.55                  | 256.43           | 265.17                  | 48.05 | 35.38                   | -13.74               | -13.23     | 3.06                      |  |   |
| Q4                     | 313.61                      | 258.49  | 55.12                | 319.37           | 313.61                  | 268.62           | 274.46                  | 50.76 | 39.15                   | -14.04               | -14.61     | 4.30                      |  |   |
| 2021 Q1                | 328.32                      | 271.13  | 57.19                | 333.23           | 322.37                  | 277.92           | 273.17                  | 55.30 | 49.20                   | -13.93               | -12.67     | 4.88                      |  |   |
| Q2                     | 337.81                      | 288.31  | 49.50                | 339.31           | 321.73                  | 294.36           | 276.23                  | 44.95 | 45.50                   | -13.53               | -13.18     | 7.10                      |  |   |
| Q3                     | 336.02                      | 291.26  | 44.76                | 339.38           | 312.65                  | 297.81           | 264.58                  | 41.55 | 48.07                   | -11.97               | -12.22     | 4.86                      |  |   |
| Q4                     | 357.79                      | 319.08  | 38.71                | 356.46           | 317.79                  | 327.13           | 270.67                  | 29.33 | 47.12                   | -8.93                | -13.40     | 6.38                      |  |   |
| 2022 Q1 <sup>4</sup>   | 366.03                      | 332.40  | 33.63                | 370.79           | 316.20                  | 344.03           | 263.86                  | 26.76 | 52.34                   | -16.45               | -16.87     | 8.40                      |  |   |
| Q2                     | 387.00                      | 357.53  | 29.47                | 393.02           | 321.42                  | 378.32           | 271.58                  | 14.72 | 49.84                   | -19.19               | -26.99     | 9.89                      |  |   |
| Q3                     | 398.16                      | 383.36  | 14.80                | 400.89           | 314.40                  | 394.16           | 268.56                  | 6.73  | 45.84                   | -16.29               | -16.17     | 10.06                     |  |   |
| 2019 Feb.              | 108.73                      | 91.83   | 16.90                | 110.99           | 108.60                  | 93.37            | 91.27                   | 17.62 | 17.33                   | -4.48                | -2.42      | 1.50                      |  |   |
| Mar.                   | 112.19                      | 91.36   | 20.83                | 113.06           | 110.41                  | 92.68            | 90.68                   | 20.37 | 19.73                   | -4.33                | -2.25      | 2.29                      |  |   |
| Apr.                   | 107.97                      | 91.08   | 16.89                | 109.70           | 107.23                  | 92.00            | 89.76                   | 17.70 | 17.47                   | -4.71                | -1.90      | 2.21                      |  |   |
| May                    | 107.43                      | 89.39   | 18.04                | 110.29           | 107.81                  | 90.79            | 88.66                   | 19.50 | 19.15                   | -4.96                | -2.16      | 1.26                      |  |   |
| June                   | 109.49                      | 91.58   | 17.91                | 111.34           | 108.94                  | 92.98            | 91.79                   | 18.36 | 17.15                   | -4.42                | -2.11      | 1.61                      |  |   |
| July                   | 108.54                      | 91.10   | 17.44                | 110.62           | 108.03                  | 92.43            | 91.42                   | 18.18 | 16.61                   | -5.10                | -2.29      | 1.78                      |  |   |
| Aug.                   | 108.52                      | 89.37   | 19.15                | 110.19           | 107.71                  | 90.91            | 90.37                   | 19.29 | 17.34                   | -4.00                | -2.49      | 1.13                      |  |   |
| Sep.                   | 109.94                      | 91.99   | 17.95                | 111.46           | 108.64                  | 92.87            | 91.59                   | 18.58 | 17.05                   | -5.30                | -2.30      | 2.21                      |  |   |
| Oct.                   | 109.83                      | 91.42   | 18.41                | 112.45           | 109.71                  | 92.92            | 91.82                   | 19.53 | 17.89                   | -5.58                | -2.56      | 1.72                      |  |   |
| Nov.                   | 107.62                      | 89.90   | 17.72                | 110.79           | 107.98                  | 91.85            | 90.40                   | 18.94 | 17.58                   | -5.67                | -3.13      | 1.54                      |  |   |
| Dec.                   | 109.10                      | 90.56   | 18.54                | 111.47           | 108.54                  | 91.70            | 89.99                   | 19.77 | 18.55                   | -5.93                | -2.57      | 2.72                      |  |   |
| 2020 Jan.              | 109.63                      | 90.92   | 18.71                | 111.17           | 108.14                  | 92.64            | 91.45                   | 18.53 | 16.69                   | -4.60                | -3.19      | 1.95                      |  |   |
| Feb.                   | 110.93                      | 91.15   | 19.78                | 112.77           | 109.91                  | 92.26            | 92.08                   | 20.52 | 17.83                   | -5.12                | -2.66      | 1.71                      |  |   |
| Mar.                   | 98.42                       | 85.42   | 13.00                | 99.77            | 98.10                   | 86.33            | 89.37                   | 13.44 | 8.73                    | -4.68                | -3.64      | 1.63                      |  |   |
| Apr.                   | 74.32                       | 69.74   | 4.58                 | 75.81            | 74.84                   | 72.08            | 75.95                   | 3.73  | -1.11                   | -4.79                | -4.50      | 1.38                      |  |   |
| May                    | 82.26                       | 72.06   | 10.20                | 83.07            | 82.17                   | 74.28            | 78.03                   | 8.79  | 4.14                    | -3.29                | -3.37      | 0.95                      |  |   |
| June                   | 92.33                       | 78.31   | 14.02                | 94.21            | 93.09                   | 80.06            | 83.40                   | 14.15 | 9.69                    | -4.78                | -2.95      | 1.68                      |  |   |
| July                   | 96.83                       | 79.42   | 17.41                | 99.01            | 97.93                   | 82.19            | 85.17                   | 16.82 | 12.76                   | -4.77                | -4.49      | 1.17                      |  |   |
| Aug.                   | 100.32                      | 83.08   | 17.24                | 101.54           | 100.24                  | 86.20            | 89.14                   | 15.35 | 11.10                   | -4.31                | -4.32      | 1.23                      |  |   |
| Sep.                   | 102.04                      | 84.78   | 17.26                | 103.92           | 102.38                  | 88.04            | 90.86                   | 15.88 | 11.52                   | -4.66                | -4.42      | 0.66                      |  |   |
| Oct.                   | 102.15                      | 84.06   | 18.09                | 104.66           | 103.11                  | 86.99            | 89.31                   | 17.67 | 13.80                   | -4.59                | -4.20      | 0.89                      |  |   |
| Nov.                   | 105.08                      | 87.20   | 17.88                | 107.07           | 105.07                  | 90.84            | 92.88                   | 16.23 | 12.19                   | -4.73                | -5.25      | 1.30                      |  |   |
| Dec.                   | 106.38                      | 87.23   | 19.15                | 107.64           | 105.43                  | 90.79            | 92.27                   | 16.86 | 13.16                   | -4.72                | -5.16      | 2.11                      |  |   |
| 2021 Jan.              | 107.82                      | 85.36   | 22.46                | 110.05           | 107.05                  | 87.79            | 87.61                   | 22.25 | 19.44                   | -4.46                | -4.07      | 0.92                      |  |   |
| Feb.                   | 108.01                      | 90.50   | 17.51                | 110.09           | 106.47                  | 92.74            | 91.28                   | 17.35 | 15.19                   | -4.46                | -4.02      | 1.23                      |  |   |
| Mar.                   | 112.49                      | 95.27   | 17.22                | 113.09           | 108.85                  | 97.39            | 94.28                   | 15.70 | 14.57                   | -5.01                | -4.58      | 2.73                      |  |   |
| Apr.                   | 111.66                      | 94.49   | 17.17                | 112.63           | 107.57                  | 96.33            | 92.01                   | 16.30 | 15.56                   | -4.51                | -4.43      | 1.74                      |  |   |
| May                    | 114.32                      | 96.50   | 17.82                | 113.75           | 107.92                  | 98.36            | 92.36                   | 15.39 | 15.56                   | -4.40                | -4.25      | 3.42                      |  |   |
| June                   | 111.83                      | 97.32   | 14.51                | 112.93           | 106.24                  | 99.67            | 91.86                   | 13.26 | 14.38                   | -4.62                | -4.50      | 1.94                      |  |   |
| July                   | 113.56                      | 96.61   | 16.95                | 114.95           | 106.83                  | 98.63            | 88.86                   | 16.31 | 17.97                   | -4.18                | -3.73      | 1.53                      |  |   |
| Aug.                   | 110.83                      | 96.19   | 14.64                | 112.61           | 103.79                  | 99.11            | 88.02                   | 13.49 | 15.77                   | -4.40                | -5.12      | 1.50                      |  |   |
| Sep.                   | 111.63                      | 98.46   | 13.17                | 111.82           | 102.03                  | 100.07           | 87.70                   | 11.75 | 14.33                   | -3.39                | -3.37      | 1.83                      |  |   |
| Oct.                   | 116.37                      | 101.87  | 14.50                | 116.98           | 105.20                  | 104.75           | 88.32                   | 12.23 | 16.88                   | -3.54                | -4.58      | 1.76                      |  |   |
| Nov.                   | 119.97                      | 105.93  | 14.04                | 119.21           | 106.34                  | 108.44           | 88.96                   | 10.77 | 17.38                   | -3.10                | -4.38      | 2.37                      |  |   |
| Dec.                   | 121.45                      | 111.28  | 10.17                | 120.27           | 106.25                  | 113.94           | 93.39                   | 6.33  | 12.86                   | -2.29                | -4.44      | 2.25                      |  |   |
| 2022 Jan. <sup>4</sup> | 118.23                      | 103.91  | 14.32                | 120.29           | 104.51                  | 108.20           | 85.13                   | 12.09 | 19.38                   | -5.37                | -5.97      | 2.09                      |  |   |
| Feb.                   | 126.08                      | 111.40  | 14.68                | 127.00           | 109.29                  | 116.29           | 90.57                   | 10.72 | 18.72                   | -5.56                | -6.81      | 3.44                      |  |   |
| Mar.                   | 121.72                      | 117.09  | 4.63                 | 123.50           | 102.40                  | 119.54           | 88.16                   | 3.95  | 14.24                   | -5.52                | -4.09      | 2.87                      |  |   |
| Apr.                   | 125.67                      | 117.52  | 8.15                 | 128.52           | 105.86                  | 124.24           | 90.09                   | 4.28  | 15.77                   | -6.78                | -9.21      | 2.87                      |  |   |
| May                    | 129.92                      | 118.71  | 11.21                | 131.17           | 107.43                  | 126.67           | 91.00                   | 4.51  | 16.43                   | -5.78                | -10.28     | 3.12                      |  |   |
| June                   | 131.41                      | 121.30  | 10.11                | 133.33           | 108.13                  | 127.41           | 90.49                   | 5.93  | 17.64                   | -6.63                | -7.50      | 3.90                      |  |   |
| July                   | 130.71                      | 123.93  | 6.78                 | 131.23           | 104.23                  | 127.96           | 89.55                   | 3.27  | 14.68                   | -5.42                | -5.61      | 4.09                      |  |   |
| Aug.                   | 133.95                      | 130.60  | 3.35                 | 135.27           | 105.10                  | 134.40           | 90.02                   | 0.87  | 15.08                   | -5.68                | -5.19      | 3.46                      |  |   |
| Sep.                   | 133.50                      | 128.83  | 4.67                 | 134.39           | 105.07                  | 131.80           | 88.99                   | 2.59  | 16.08                   | -5.19                | -5.37      | 2.51                      |  |   |
| Oct.                   | 132.78                      | 125.28  | 7.50                 | 135.46           | 107.85                  | 128.64           | 87.99                   | 6.82  | 19.86                   | -6.18                | -5.78      | 1.99                      |  |   |
| Nov.                   | 133.89                      | 120.81  | 13.08                | 135.95           | 108.67                  | 125.03           | 89.50                   | 10.92 | 19.17                   | -5.70                | -6.47      | 2.22                      |  |   |

Source of the unadjusted figures for foreign trade: Federal Statistical Office. \* Figures at current prices, foreign trade also in volumes. <sup>1</sup> Including non-monetary gold. <sup>2</sup> The seasonally adjusted series of balances are subject to much greater uncertainty than the

basic series from which they are derived. <sup>3</sup> Calculated using price indices on the basis of 2015 = 100. <sup>4</sup> Figures as of January 2022 provisional and partially revised.



V. External sector

1. Current account

b) Exports and imports of goods and its components



## V. External sector

### 1. Current account

#### c) Services and primary income

€ billion seasonally adjusted

| Period            | Services (f.o.b.) |           |                          |           |           |           |         |           | Primary income <sup>1</sup> |           |             |           |                   |           |         |           |
|-------------------|-------------------|-----------|--------------------------|-----------|-----------|-----------|---------|-----------|-----------------------------|-----------|-------------|-----------|-------------------|-----------|---------|-----------|
|                   | Total             |           |                          |           | of which: |           |         |           | Total                       |           |             |           | of which:         |           |         |           |
|                   | Receipts          |           | Expenditure <sup>2</sup> |           | Travel    |           |         |           | Receipts                    |           | Expenditure |           | Investment income |           |         |           |
|                   | monthly           | quarterly | monthly                  | quarterly | monthly   | quarterly | monthly | quarterly | monthly                     | quarterly | monthly     | quarterly | monthly           | quarterly | monthly | quarterly |
| 2017 June         | 24.24             |           | 26.14                    |           | 2.93      |           | 6.59    |           | 17.76                       |           | 13.76       |           | 15.58             |           | 12.04   |           |
| July              | 23.91             |           | 26.04                    |           | 2.95      |           | 6.72    |           | 17.81                       |           | 11.29       |           | 15.91             |           | 9.43    |           |
| Aug.              | 24.39             | 71.63     | 26.02                    | 77.29     | 2.95      | 8.91      | 6.60    | 19.32     | 17.33                       | 52.69     | 10.90       | 33.31     | 15.54             | 47.22     | 9.06    | 27.79     |
| Sep.              | 23.33             |           | 25.23                    |           | 3.01      |           | 6.00    |           | 17.55                       |           | 11.12       |           | 15.77             |           | 9.30    |           |
| Oct.              | 23.80             |           | 26.17                    |           | 2.90      |           | 6.57    |           | 17.38                       |           | 11.06       |           | 15.63             |           | 9.26    |           |
| Nov.              | 24.27             | 72.16     | 26.46                    | 78.81     | 2.96      | 8.84      | 6.95    | 20.63     | 17.68                       | 52.72     | 10.78       | 32.09     | 15.87             | 47.49     | 8.97    | 26.68     |
| Dec.              | 24.09             |           | 26.18                    |           | 2.98      |           | 7.11    |           | 17.66                       |           | 10.25       |           | 15.99             |           | 8.45    |           |
| 2018 Jan.         | 24.09             |           | 25.52                    |           | 3.10      |           | 6.48    |           | 19.18                       |           | 10.42       |           | 17.53             |           | 8.61    |           |
| Feb.              | 25.69             | 74.00     | 26.23                    | 77.58     | 3.02      | 9.12      | 6.84    | 19.81     | 19.58                       | 58.61     | 11.34       | 32.58     | 17.79             | 53.17     | 9.50    | 27.10     |
| Mar.              | 24.22             |           | 25.83                    |           | 3.00      |           | 6.49    |           | 19.85                       |           | 10.82       |           | 17.85             |           | 8.99    |           |
| Apr.              | 24.25             |           | 25.39                    |           | 3.05      |           | 6.24    |           | 19.86                       |           | 11.60       |           | 18.05             |           | 9.78    |           |
| May               | 25.24             | 73.88     | 26.36                    | 77.71     | 2.95      | 9.01      | 6.59    | 19.15     | 20.15                       | 60.64     | 11.26       | 33.05     | 18.23             | 55.00     | 9.38    | 27.58     |
| June              | 24.39             |           | 25.96                    |           | 3.01      |           | 6.32    |           | 20.63                       |           | 10.19       |           | 18.72             |           | 8.42    |           |
| July              | 24.98             |           | 26.92                    |           | 3.03      |           | 7.26    |           | 20.22                       |           | 10.72       |           | 18.26             |           | 8.85    |           |
| Aug.              | 25.77             | 76.44     | 27.05                    | 80.99     | 3.03      | 9.20      | 6.38    | 20.52     | 20.26                       | 60.74     | 10.43       | 31.68     | 18.42             | 54.96     | 8.68    | 26.17     |
| Sep.              | 25.69             |           | 27.02                    |           | 3.14      |           | 6.88    |           | 20.26                       |           | 10.53       |           | 18.28             |           | 8.64    |           |
| Oct.              | 25.68             |           | 27.05                    |           | 2.99      |           | 6.77    |           | 20.55                       |           | 10.25       |           | 18.70             |           | 8.34    |           |
| Nov.              | 27.24             | 79.12     | 27.95                    | 83.57     | 3.02      | 9.11      | 6.90    | 21.80     | 20.88                       | 61.37     | 10.82       | 31.27     | 18.94             | 56.25     | 8.91    | 25.58     |
| Dec.              | 26.20             |           | 28.57                    |           | 3.10      |           | 8.13    |           | 19.94                       |           | 10.20       |           | 18.61             |           | 8.33    |           |
| 2019 Jan.         | 25.90             |           | 27.35                    |           | 3.09      |           | 6.70    |           | 20.82                       |           | 10.18       |           | 18.97             |           | 8.25    |           |
| Feb.              | 26.84             | 79.20     | 27.43                    | 82.30     | 3.17      | 9.34      | 6.77    | 19.97     | 20.59                       | 62.08     | 10.89       | 31.84     | 18.78             | 56.38     | 8.97    | 26.03     |
| Mar.              | 26.46             |           | 27.52                    |           | 3.08      |           | 6.50    |           | 20.67                       |           | 10.77       |           | 18.63             |           | 8.81    |           |
| Apr.              | 27.00             |           | 28.31                    |           | 3.26      |           | 7.05    |           | 20.86                       |           | 9.70        |           | 18.95             |           | 7.81    |           |
| May               | 26.96             | 79.90     | 27.16                    | 83.78     | 2.96      | 9.39      | 6.28    | 20.42     | 21.07                       | 62.65     | 11.34       | 31.48     | 18.96             | 56.58     | 9.40    | 25.86     |
| June              | 25.94             |           | 28.31                    |           | 3.17      |           | 7.09    |           | 20.72                       |           | 10.44       |           | 18.67             |           | 8.65    |           |
| July              | 26.77             |           | 28.41                    |           | 3.09      |           | 7.13    |           | 19.88                       |           | 10.00       |           | 17.95             |           | 8.13    |           |
| Aug.              | 26.85             | 80.38     | 28.06                    | 84.60     | 3.17      | 9.35      | 6.84    | 20.88     | 19.79                       | 59.20     | 10.16       | 29.97     | 17.85             | 53.45     | 8.10    | 24.09     |
| Sep.              | 26.76             |           | 28.13                    |           | 3.09      |           | 6.91    |           | 19.53                       |           | 9.81        |           | 17.65             |           | 7.86    |           |
| Oct.              | 26.46             |           | 29.22                    |           | 3.07      |           | 7.68    |           | 18.84                       |           | 9.50        |           | 16.94             |           | 7.61    |           |
| Nov.              | 26.48             | 79.71     | 27.35                    | 85.99     | 3.15      | 9.33      | 6.35    | 21.43     | 18.45                       | 55.47     | 9.62        | 28.50     | 16.63             | 49.60     | 7.72    | 22.81     |
| Dec.              | 26.77             |           | 29.42                    |           | 3.11      |           | 7.40    |           | 18.18                       |           | 9.38        |           | 16.03             |           | 7.48    |           |
| 2020 Jan.         | 27.57             |           | 29.56                    |           | 3.09      |           | 8.01    |           | 17.71                       |           | 9.00        |           | 15.97             |           | 7.09    |           |
| Feb.              | 27.16             | 78.92     | 29.60                    | 83.99     | 3.17      | 8.23      | 7.91    | 20.47     | 17.49                       | 52.38     | 9.74        | 27.78     | 15.65             | 46.82     | 7.89    | 22.13     |
| Mar.              | 24.19             |           | 24.83                    |           | 1.97      |           | 4.55    |           | 17.18                       |           | 9.04        |           | 15.20             |           | 7.15    |           |
| Apr.              | 21.90             |           | 20.00                    |           | 0.77      |           | 0.54    |           | 16.41                       |           | 6.50        |           | 14.62             |           | 4.68    |           |
| May               | 20.40             | 64.33     | 19.95                    | 60.13     | 0.77      | 2.73      | 0.54    | 2.38      | 16.27                       | 48.98     | 7.32        | 25.80     | 14.20             | 43.33     | 5.64    | 20.62     |
| June              | 22.03             |           | 20.18                    |           | 1.19      |           | 1.30    |           | 16.30                       |           | 11.98       |           | 14.51             |           | 10.30   |           |
| July              | 22.11             |           | 22.82                    |           | 1.64      |           | 3.15    |           | 16.52                       |           | 9.71        |           | 14.73             |           | 8.07    |           |
| Aug.              | 22.18             | 66.49     | 23.05                    | 68.65     | 1.86      | 5.28      | 3.30    | 9.58      | 16.85                       | 50.10     | 8.95        | 28.76     | 15.02             | 44.71     | 7.35    | 23.91     |
| Sep.              | 22.20             |           | 22.78                    |           | 1.78      |           | 3.13    |           | 16.73                       |           | 10.10       |           | 14.96             |           | 8.49    |           |
| Oct.              | 23.32             |           | 21.65                    |           | 1.51      |           | 1.72    |           | 17.47                       |           | 10.13       |           | 15.66             |           | 8.49    |           |
| Nov.              | 22.72             | 68.97     | 20.81                    | 64.11     | 1.21      | 3.66      | 1.04    | 3.74      | 17.86                       | 53.92     | 9.00        | 27.81     | 16.10             | 48.40     | 7.21    | 22.69     |
| Dec.              | 22.93             |           | 21.65                    |           | 0.94      |           | 0.98    |           | 18.59                       |           | 8.68        |           | 16.64             |           | 6.99    |           |
| 2021 Jan.         | 24.07             |           | 22.67                    |           | 0.96      |           | 1.10    |           | 18.14                       |           | 8.77        |           | 16.50             |           | 7.06    |           |
| Feb.              | 24.53             | 72.89     | 22.69                    | 68.41     | 0.96      | 2.93      | 1.08    | 3.39      | 18.67                       | 55.78     | 8.88        | 26.70     | 16.90             | 50.35     | 7.11    | 21.47     |
| Mar.              | 24.29             |           | 23.05                    |           | 1.01      |           | 1.21    |           | 18.97                       |           | 9.05        |           | 16.95             |           | 7.30    |           |
| Apr.              | 26.13             |           | 22.96                    |           | 0.97      |           | 1.12    |           | 18.95                       |           | 9.62        |           | 17.02             |           | 7.98    |           |
| May               | 25.48             | 78.28     | 23.83                    | 73.06     | 1.02      | 3.39      | 1.27    | 5.53      | 19.21                       | 57.54     | 8.19        | 26.98     | 17.35             | 51.82     | 6.33    | 21.68     |
| June              | 26.67             |           | 26.27                    |           | 1.40      |           | 3.14    |           | 19.38                       |           | 9.17        |           | 17.45             |           | 7.37    |           |
| July              | 28.06             |           | 28.09                    |           | 1.74      |           | 4.01    |           | 19.81                       |           | 10.04       |           | 17.87             |           | 8.33    |           |
| Aug.              | 28.59             | 86.12     | 29.09                    | 87.84     | 2.04      | 5.87      | 4.88    | 14.48     | 20.32                       | 60.84     | 9.20        | 28.14     | 18.41             | 55.08     | 7.36    | 22.76     |
| Sep.              | 29.47             |           | 30.66                    |           | 2.09      |           | 5.59    |           | 20.71                       |           | 8.90        |           | 18.80             |           | 7.07    |           |
| Oct.              | 29.91             |           | 33.03                    |           | 2.17      |           | 6.18    |           | 20.34                       |           | 9.00        |           | 18.43             |           | 7.22    |           |
| Nov.              | 29.64             | 87.95     | 30.82                    | 93.43     | 2.16      | 6.17      | 4.74    | 15.36     | 20.19                       | 61.07     | 8.98        | 27.48     | 18.32             | 55.82     | 7.14    | 21.98     |
| Dec.              | 28.40             |           | 29.58                    |           | 1.84      |           | 4.44    |           | 20.54                       |           | 9.50        |           | 19.07             |           | 7.62    |           |
| 2022 Jan.         | 30.34             |           | 30.63                    |           | 1.77      |           | 4.07    |           | 20.49                       |           | 9.08        |           | 18.84             |           | 7.25    |           |
| Feb.              | 31.57             | 91.63     | 30.67                    | 93.36     | 1.84      | 5.60      | 4.05    | 12.73     | 20.43                       | 61.64     | 9.22        | 27.35     | 18.64             | 56.09     | 7.19    | 21.50     |
| Mar.              | 29.72             |           | 32.06                    |           | 1.99      |           | 4.61    |           | 20.72                       |           | 9.05        |           | 18.61             |           | 7.06    |           |
| Apr.              | 30.46             |           | 33.06                    |           | 2.19      |           | 5.83    |           | 20.71                       |           | 9.02        |           | 18.72             |           | 6.92    |           |
| May               | 30.86             | 93.76     | 34.56                    | 103.51    | 2.26      | 7.02      | 6.68    | 19.86     | 21.32                       | 63.22     | 11.39       | 30.40     | 19.36             | 57.45     | 9.40    | 24.11     |
| June              | 32.44             |           | 35.89                    |           | 2.57      |           | 7.35    |           | 21.19                       |           | 9.99        |           | 19.37             |           | 7.79    |           |
| July              | 32.89             |           | 36.98                    |           | 2.62      |           | 6.78    |           | 20.81                       |           | 9.39        |           | 18.80             |           | 7.44    |           |
| Aug.              | 32.70             | 98.68     | 37.64                    | 112.53    | 2.76      | 8.20      | 6.53    | 20.04     | 21.36                       | 63.59     | 9.60        | 30.83     | 19.42             | 57.73     | 7.54    | 24.83     |
| Sep.              | 33.09             |           | 37.91                    |           | 2.82      |           | 6.73    |           | 21.42                       |           | 11.84       |           | 19.51             |           | 9.85    |           |
| Oct.              | 33.00             |           | 37.04                    |           | 2.72      |           | 8.14    |           | 21.98                       |           | 11.36       |           | 20.00             |           | 9.33    |           |
| Nov. <sup>p</sup> | 31.53             | ...       | 34.94                    | ...       | 2.57      | ...       | 6.35    | ...       | 22.50                       | ...       | 11.41       | ...       | 20.46             | ...       | 9.23    | ...       |

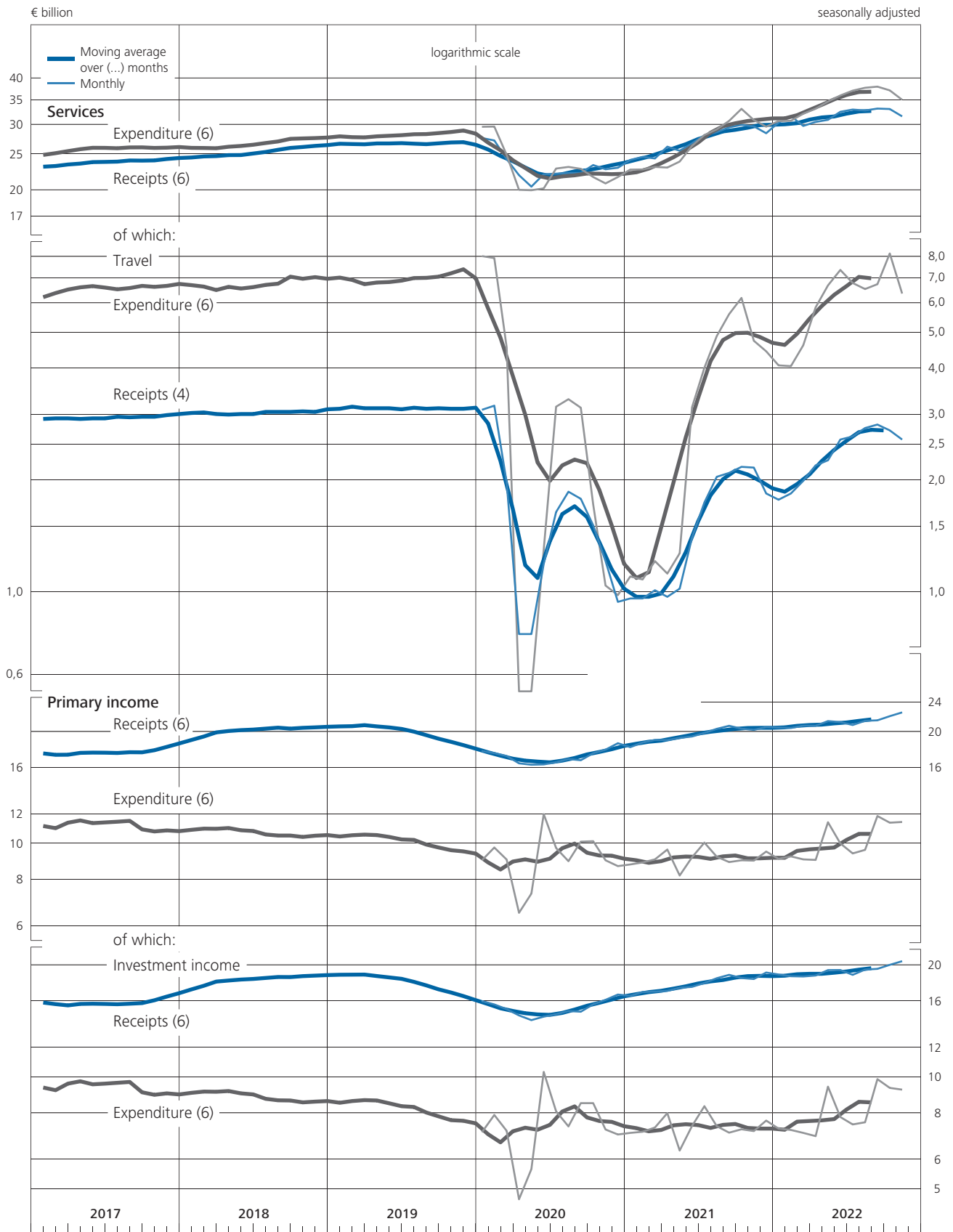
<sup>1</sup> Investment income, compensation of employees and other primary income (including rent, taxes on production and imports transferred to the EU as well as subsidies

received from the EU). <sup>2</sup> Including costs for freight and insurance which are included in the c.i.f. value of imports.

V. External sector

1. Current account

c) Services and primary income



## V. External sector

### 2. Exports

#### a) Exports, by group of countries \*

Value, € billion

seasonally adjusted

| Period      | European countries |           |                   |                |           |                          |         |           | Non-European countries |           |         |           |                |           |         |           |      |
|-------------|--------------------|-----------|-------------------|----------------|-----------|--------------------------|---------|-----------|------------------------|-----------|---------|-----------|----------------|-----------|---------|-----------|------|
|             | Total              |           | of which:         |                |           |                          | Total   |           | of which:              |           |         |           |                |           |         |           |      |
|             |                    |           | EU countries (27) |                | of which: |                          |         |           | United States          |           | Asia    |           | OPEC countries |           |         |           |      |
|             | monthly            | quarterly | monthly           | quarterly      | monthly   | quarterly                | monthly | quarterly | monthly                | quarterly | monthly | quarterly | monthly        | quarterly | monthly | quarterly |      |
|             |                    |           |                   | Euro area (19) |           | Other European countries |         |           |                        |           |         |           |                |           |         |           |      |
| 2017 July   | 72.57              |           | 55.24             |                | 39.31     |                          | 17.33   |           | 32.88                  |           | 9.10    |           | 17.63          |           | 2.24    |           | 6.79 |
| Aug.        | 73.99              | 219.86    | 56.75             | 167.88         | 40.45     | 119.45                   | 17.25   | 52.00     | 33.77                  | 100.71    | 9.19    | 27.25     | 18.42          | 54.88     | 2.28    | 2.27      | 6.79 |
| Sep.        | 73.30              |           | 55.89             |                | 39.69     |                          | 17.42   |           | 34.06                  |           | 8.96    |           | 18.83          |           | 2.27    |           | 6.79 |
| Oct.        | 73.99              |           | 56.41             |                | 39.95     |                          | 17.57   |           | 33.31                  |           | 9.19    |           | 17.43          |           | 2.03    |           | 6.21 |
| Nov.        | 75.23              | 224.94    | 57.58             | 172.63         | 41.00     | 122.46                   | 17.65   | 52.29     | 34.98                  | 102.95    | 9.74    | 28.85     | 18.53          | 53.84     | 2.35    | 1.83      | 6.21 |
| Dec.        | 75.72              |           | 58.64             |                | 41.51     |                          | 17.07   |           | 34.66                  |           | 9.92    |           | 17.88          |           | 1.83    |           | 6.21 |
| 2018 Jan.   | 75.30              |           | 57.73             |                | 40.86     |                          | 17.58   |           | 34.69                  |           | 9.06    |           | 18.26          |           | 1.95    |           | 5.61 |
| Feb.        | 74.10              | 224.28    | 56.93             | 172.35         | 40.40     | 122.64                   | 17.17   | 51.94     | 33.84                  | 102.95    | 9.19    | 28.24     | 17.59          | 53.72     | 1.93    | 1.73      | 5.61 |
| Mar.        | 74.88              |           | 57.69             |                | 41.38     |                          | 17.19   |           | 34.42                  |           | 9.99    |           | 17.87          |           | 1.73    |           | 5.61 |
| Apr.        | 75.79              |           | 58.25             |                | 41.06     |                          | 17.54   |           | 33.94                  |           | 9.44    |           | 17.97          |           | 2.01    |           | 5.67 |
| May         | 76.78              | 227.98    | 59.11             | 175.29         | 41.08     | 123.20                   | 17.68   | 52.69     | 34.23                  | 103.11    | 9.07    | 28.10     | 18.33          | 54.92     | 1.71    | 1.95      | 5.67 |
| June        | 75.41              |           | 57.93             |                | 41.06     |                          | 17.47   |           | 34.94                  |           | 9.59    |           | 18.62          |           | 1.95    |           | 5.67 |
| July        | 75.99              |           | 59.05             |                | 41.90     |                          | 16.95   |           | 33.80                  |           | 9.58    |           | 18.23          |           | 1.88    |           | 5.84 |
| Aug.        | 74.45              | 224.78    | 57.89             | 175.11         | 40.92     | 123.96                   | 16.56   | 49.68     | 35.82                  | 104.96    | 9.65    | 28.70     | 19.03          | 56.89     | 1.89    | 2.07      | 5.84 |
| Sep.        | 74.34              |           | 58.17             |                | 41.14     |                          | 16.17   |           | 35.34                  |           | 9.47    |           | 19.63          |           | 2.07    |           | 5.84 |
| Oct.        | 75.58              |           | 58.93             |                | 41.62     |                          | 16.65   |           | 34.14                  |           | 9.32    |           | 18.23          |           | 1.79    |           | 5.96 |
| Nov.        | 74.76              | 226.79    | 58.10             | 176.42         | 40.91     | 124.64                   | 16.66   | 50.37     | 35.16                  | 105.15    | 9.58    | 28.98     | 18.73          | 55.69     | 2.17    | 2.00      | 5.96 |
| Dec.        | 76.45              |           | 59.39             |                | 42.11     |                          | 17.06   |           | 35.85                  |           | 10.08   |           | 18.73          |           | 2.00    |           | 5.96 |
| 2019 Jan.   | 75.66              |           | 58.52             |                | 41.46     |                          | 17.14   |           | 36.15                  |           | 10.02   |           | 18.74          |           | 1.64    |           | 4.95 |
| Feb.        | 75.73              | 228.56    | 58.27             | 175.98         | 41.37     | 124.85                   | 17.46   | 52.59     | 35.00                  | 106.74    | 9.48    | 29.43     | 17.99          | 55.05     | 1.61    | 1.70      | 4.95 |
| Mar.        | 77.17              |           | 59.19             |                | 42.02     |                          | 17.99   |           | 35.59                  |           | 9.93    |           | 18.32          |           | 1.70    |           | 4.95 |
| Apr.        | 74.03              |           | 57.76             |                | 40.95     |                          | 16.27   |           | 35.37                  |           | 9.92    |           | 18.72          |           | 1.65    |           | 5.53 |
| May         | 74.52              | 224.38    | 57.43             | 174.09         | 40.65     | 123.15                   | 17.10   | 50.31     | 35.44                  | 106.01    | 10.11   | 29.96     | 18.60          | 55.64     | 1.90    | 1.98      | 5.53 |
| June        | 75.83              |           | 58.90             |                | 41.55     |                          | 16.94   |           | 35.20                  |           | 9.93    |           | 18.32          |           | 1.98    |           | 5.53 |
| July        | 74.61              |           | 57.67             |                | 40.55     |                          | 16.94   |           | 35.67                  |           | 10.22   |           | 18.87          |           | 2.13    |           | 5.77 |
| Aug.        | 74.97              | 226.31    | 57.89             | 175.09         | 40.70     | 123.25                   | 17.09   | 51.23     | 34.90                  | 104.99    | 10.42   | 30.38     | 17.76          | 54.95     | 1.84    | 1.80      | 5.77 |
| Sep.        | 76.73              |           | 59.53             |                | 42.00     |                          | 17.20   |           | 34.42                  |           | 9.74    |           | 18.32          |           | 1.80    |           | 5.77 |
| Oct.        | 76.81              |           | 58.96             |                | 41.40     |                          | 17.85   |           | 35.31                  |           | 10.26   |           | 18.78          |           | 2.15    |           | 6.09 |
| Nov.        | 75.53              | 226.95    | 59.10             | 175.57         | 41.12     | 122.80                   | 16.43   | 51.39     | 35.00                  | 106.91    | 9.73    | 29.60     | 18.42          | 57.01     | 1.90    | 2.04      | 6.09 |
| Dec.        | 74.61              |           | 57.51             |                | 40.28     |                          | 17.11   |           | 36.60                  |           | 9.61    |           | 19.81          |           | 2.04    |           | 6.09 |
| 2020 Jan.   | 75.64              |           | 58.90             |                | 41.16     |                          | 16.74   |           | 35.27                  |           | 9.67    |           | 18.28          |           | 1.97    |           | 5.75 |
| Feb.        | 76.18              | 219.80    | 59.27             | 169.36         | 41.21     | 117.46                   | 16.91   | 50.44     | 36.36                  | 103.25    | 10.16   | 28.87     | 18.62          | 53.29     | 1.97    | 1.81      | 5.75 |
| Mar.        | 67.98              |           | 51.19             |                | 35.09     |                          | 16.79   |           | 31.62                  |           | 9.04    |           | 16.39          |           | 1.81    |           | 5.75 |
| Apr.        | 49.98              |           | 38.02             |                | 26.06     |                          | 11.96   |           | 25.73                  |           | 6.39    |           | 15.13          |           | 1.37    |           | 4.13 |
| May         | 55.73              | 170.68    | 43.31             | 131.11         | 30.61     | 91.80                    | 12.42   | 39.58     | 27.27                  | 82.16     | 6.96    | 20.51     | 15.47          | 47.67     | 1.38    | 1.38      | 4.13 |
| June        | 64.97              |           | 49.78             |                | 35.13     |                          | 15.20   |           | 29.16                  |           | 7.16    |           | 17.07          |           | 1.38    |           | 4.13 |
| July        | 67.85              |           | 52.31             |                | 36.55     |                          | 15.53   |           | 31.06                  |           | 8.38    |           | 17.75          |           | 1.54    |           | 4.41 |
| Aug.        | 71.21              | 211.69    | 54.79             | 163.34         | 37.94     | 113.72                   | 16.42   | 48.34     | 30.22                  | 92.47     | 8.42    | 25.53     | 16.57          | 51.58     | 1.45    | 1.42      | 4.41 |
| Sep.        | 72.63              |           | 56.24             |                | 39.23     |                          | 16.39   |           | 31.19                  |           | 8.73    |           | 17.26          |           | 1.42    |           | 4.41 |
| Oct.        | 72.42              |           | 55.80             |                | 38.60     |                          | 16.62   |           | 32.13                  |           | 9.05    |           | 17.41          |           | 1.42    |           | 4.87 |
| Nov.        | 73.67              | 219.37    | 57.15             | 169.89         | 39.66     | 117.48                   | 16.52   | 49.48     | 33.11                  | 99.50     | 9.16    | 27.75     | 18.11          | 54.01     | 1.35    | 2.10      | 4.87 |
| Dec.        | 73.28              |           | 56.94             |                | 39.22     |                          | 16.34   |           | 34.26                  |           | 9.54    |           | 18.49          |           | 2.10    |           | 4.87 |
| 2021 Jan.   | 74.04              |           | 58.95             |                | 41.02     |                          | 15.08   |           | 35.89                  |           | 9.84    |           | 18.68          |           | 1.67    |           | 4.91 |
| Feb.        | 74.16              | 225.90    | 58.80             | 178.90         | 40.44     | 123.81                   | 15.36   | 46.99     | 35.81                  | 106.93    | 9.95    | 29.29     | 18.81          | 56.60     | 1.55    | 1.69      | 4.91 |
| Mar.        | 77.70              |           | 61.15             |                | 42.35     |                          | 16.55   |           | 35.23                  |           | 9.50    |           | 19.11          |           | 1.69    |           | 4.91 |
| Apr.        | 77.25              |           | 60.79             |                | 42.13     |                          | 16.45   |           | 35.24                  |           | 10.21   |           | 18.71          |           | 1.62    |           | 5.11 |
| May         | 78.45              | 233.37    | 62.31             | 184.77         | 43.09     | 128.25                   | 16.14   | 48.60     | 35.15                  | 105.47    | 9.75    | 29.56     | 18.72          | 56.18     | 1.74    | 1.75      | 5.11 |
| June        | 77.67              |           | 61.67             |                | 43.03     |                          | 16.01   |           | 35.08                  |           | 9.60    |           | 18.75          |           | 1.75    |           | 5.11 |
| July        | 80.49              |           | 63.35             |                | 44.05     |                          | 17.14   |           | 34.25                  |           | 10.28   |           | 17.73          |           | 1.46    |           | 4.64 |
| Aug.        | 78.27              | 236.40    | 61.86             | 186.79         | 43.17     | 130.13                   | 16.41   | 49.60     | 34.13                  | 102.36    | 9.96    | 30.35     | 18.15          | 53.75     | 1.57    | 1.61      | 4.64 |
| Sep.        | 77.64              |           | 61.58             |                | 42.91     |                          | 16.05   |           | 33.98                  |           | 10.11   |           | 17.87          |           | 1.61    |           | 4.64 |
| Oct.        | 80.58              |           | 63.94             |                | 44.77     |                          | 16.64   |           | 36.16                  |           | 10.44   |           | 19.32          |           | 1.66    |           | 4.88 |
| Nov.        | 82.62              | 248.38    | 64.87             | 196.92         | 45.08     | 136.99                   | 17.76   | 51.47     | 36.35                  | 107.38    | 10.42   | 31.54     | 18.85          | 56.05     | 1.52    | 1.70      | 4.88 |
| Dec.        | 85.18              |           | 68.11             |                | 47.14     |                          | 17.07   |           | 34.87                  |           | 10.68   |           | 17.88          |           | 1.70    |           | 4.88 |
| 2022 Jan. 1 | 81.32              |           | 63.67             |                | 44.46     |                          | 17.66   |           | 38.74                  |           | 11.09   |           | 19.48          |           | 1.76    |           | 5.09 |
| Feb.        | 86.34              | 252.01    | 69.27             | 201.09         | 47.98     | 139.23                   | 17.07   | 50.93     | 40.42                  | 117.96    | 11.48   | 34.43     | 20.98          | 60.35     | 1.65    | 1.68      | 5.09 |
| Mar.        | 84.35              |           | 68.15             |                | 46.79     |                          | 16.20   |           | 38.80                  |           | 11.86   |           | 19.89          |           | 1.68    |           | 5.09 |
| Apr.        | 87.63              |           | 70.49             |                | 49.06     |                          | 17.13   |           | 40.48                  |           | 12.59   |           | 19.80          |           | 1.59    |           | 4.93 |
| May         | 89.45              | 267.21    | 72.36             | 215.30         | 51.03     | 150.43                   | 17.09   | 51.90     | 41.25                  | 124.43    | 13.21   | 39.74     | 20.02          | 60.77     | 1.61    | 1.73      | 4.93 |
| June        | 90.13              |           | 72.45             |                | 50.34     |                          | 17.68   |           | 42.70                  |           | 13.94   |           | 20.95          |           | 1.73    |           | 4.93 |
| July        | 91.00              |           | 73.44             |                | 51.70     |                          | 17.56   |           | 39.71                  |           | 12.27   |           | 20.25          |           | 1.83    |           | 6.18 |
| Aug.        | 92.43              | 274.47    | 74.66             | 221.31         | 52.34     | 155.37                   | 17.77   | 53.16     | 42.30                  | 124.86    | 13.68   | 40.38     | 21.22          | 62.76     | 2.11    | 2.24      | 6.18 |
| Sep.        | 91.04              |           | 73.21             |                | 51.33     |                          | 17.83   |           | 42.85                  |           | 14.43   |           | 21.29          |           | 2.24    |           | 6.18 |
| Oct.        | 91.37              |           | 73.26             |                | 51.15     |                          | 18.11   |           | 43.60                  |           | 13.89   |           | 20.90          |           | 1.93    |           | ...  |
| Nov.        | 93.10              | ...       | 73.79             | ...            | 51.40     | ...                      | 19.31   | ...       | 42.42                  | ...       | 13.69   | ...       | 20.60          | ...       | 1.91    | ...       | ...  |

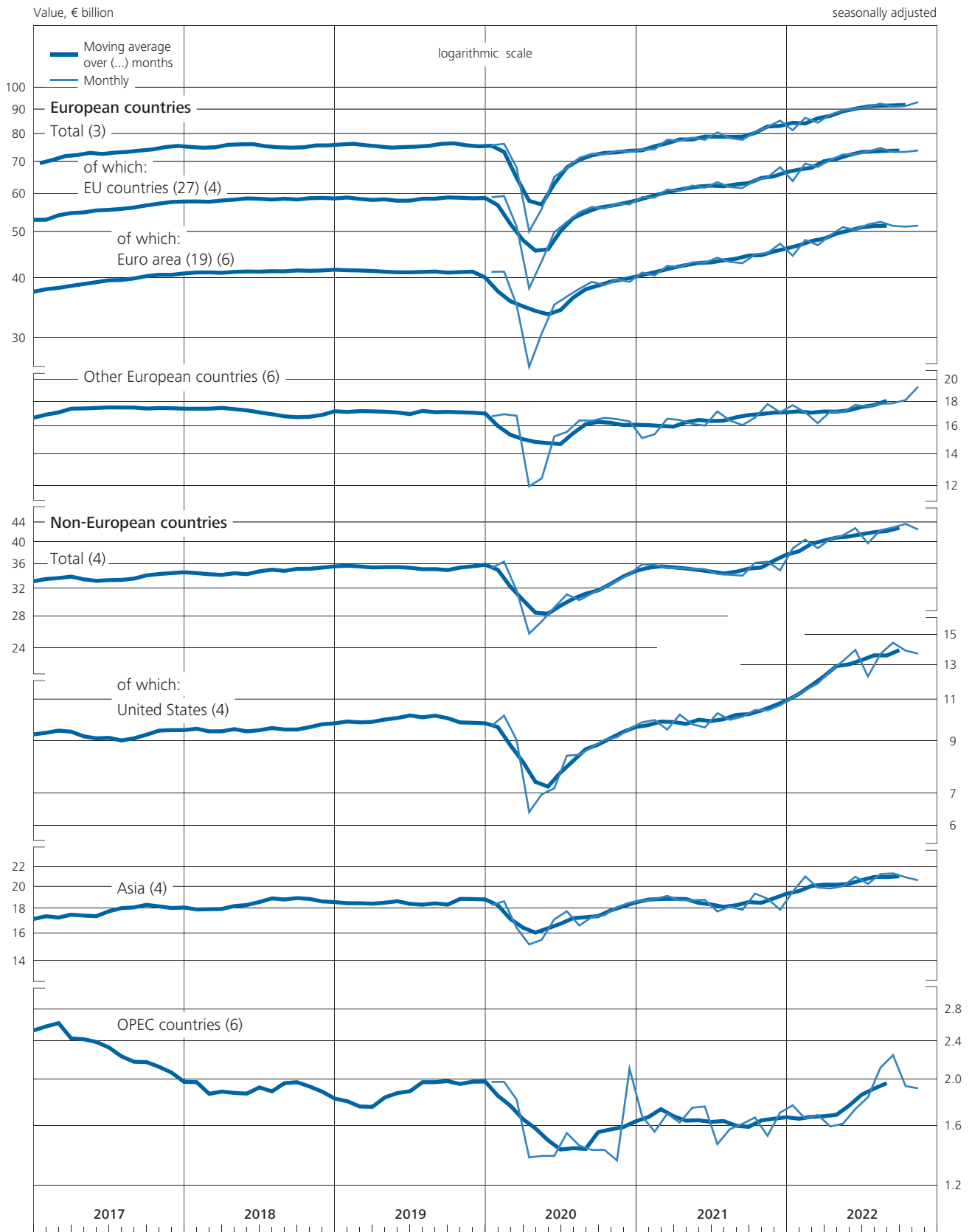
Source of the unadjusted figures: Federal Statistical Office. \* Classified by country of destination (country of consumption). Inclusion of individual countries in groups of

countries according to most recent status. 1 Figures as of January 2022 provisional and partially revised.

V. External sector

2. Exports

a) Exports, by group of countries\*



\* Classified by country of destination (country of consumption).

## V. External sector

### 2. Exports

#### b) Exports, by category of goods \*

Value, € billion seasonally adjusted

| Item no<br>Period | Selected main categories |           |               |           |                |           | Selected categories                  |       |   |       |                         |       |  |       |
|-------------------|--------------------------|-----------|---------------|-----------|----------------|-----------|--------------------------------------|-------|---|-------|-------------------------|-------|--|-------|
|                   | Intermediate goods       |           | Capital goods |           | Consumer goods |           | Chemical and pharmaceutical products |       | Computers, electronic and optical products and electrical equipment |       | Machinery and equipment |       | Motor vehicles, trailers and semi-trailers |       |
|                   | monthly                  | quarterly | monthly       | quarterly | monthly        | quarterly | 20 and 21                            |       | 26 and 27   |       | 28                      |       | 29   |       |
| 2017 July         | 32.09                    |           | 48.55         |           | 19.11          |           | 16.12                                |       | 16.37   |       | 15.44                   |       | 19.68                                      |       |
| Aug.              | 32.25                    | 96.92     | 50.37         | 148.58    | 19.27          | 57.47     | 16.17                                | 48.12 | 16.45   | 49.38 | 15.62                   | 46.90 | 20.96                                      | 60.35 |
| Sep.              | 32.58                    |           | 49.66         |           | 19.09          |           | 15.83                                |       | 16.56   |       | 15.84                   |       | 19.71                                      |       |
| Oct.              | 33.03                    |           | 48.54         |           | 19.13          |           | 15.90                                |       | 16.40   |       | 15.66                   |       | 19.98                                      |       |
| Nov.              | 33.78                    | 100.71    | 50.06         | 148.40    | 19.75          | 59.05     | 16.53                                | 49.62 | 17.02   | 50.20 | 16.13                   | 48.09 | 20.43                                      | 60.62 |
| Dec.              | 33.90                    |           | 49.80         |           | 20.17          |           | 17.19                                |       | 16.78   |       | 16.30                   |       | 20.21                                      |       |
| 2018 Jan.         | 33.53                    |           | 50.45         |           | 19.34          |           | 16.41                                |       | 16.92   |       | 16.15                   |       | 20.20                                      |       |
| Feb.              | 33.30                    | 99.89     | 47.27         | 147.42    | 20.13          | 59.59     | 17.05                                | 50.50 | 16.62   | 50.33 | 16.07                   | 48.25 | 19.18                                      | 59.25 |
| Mar.              | 33.06                    |           | 49.70         |           | 20.12          |           | 17.04                                |       | 16.79   |       | 16.03                   |       | 19.87                                      |       |
| Apr.              | 32.98                    |           | 50.70         |           | 19.83          |           | 16.73                                |       | 16.87   |       | 16.24                   |       | 20.17                                      |       |
| May               | 33.60                    | 99.87     | 51.15         | 152.13    | 20.03          | 60.12     | 16.78                                | 50.64 | 17.20   | 51.25 | 16.42                   | 48.98 | 20.07                                      | 59.65 |
| June              | 33.29                    |           | 50.28         |           | 20.26          |           | 17.13                                |       | 17.18   |       | 16.32                   |       | 19.41                                      |       |
| July              | 33.48                    |           | 49.32         |           | 20.40          |           | 17.14                                |       | 17.13   |       | 16.16                   |       | 19.14                                      |       |
| Aug.              | 34.02                    | 101.00    | 48.96         | 147.61    | 20.48          | 61.11     | 17.55                                | 51.90 | 17.07   | 51.91 | 16.49                   | 49.02 | 18.40                                      | 56.21 |
| Sep.              | 33.50                    |           | 49.33         |           | 20.23          |           | 17.21                                |       | 17.71   |       | 16.37                   |       | 18.67                                      |       |
| Oct.              | 34.44                    |           | 48.60         |           | 19.98          |           | 16.88                                |       | 17.61   |       | 16.64                   |       | 18.47                                      |       |
| Nov.              | 33.84                    | 102.27    | 49.63         | 149.82    | 19.70          | 59.49     | 16.41                                | 49.95 | 17.22   | 52.40 | 16.32                   | 49.96 | 18.74                                      | 56.93 |
| Dec.              | 33.99                    |           | 51.59         |           | 19.81          |           | 16.66                                |       | 17.57   |       | 17.00                   |       | 19.72                                      |       |
| 2019 Jan.         | 34.16                    |           | 50.74         |           | 20.18          |           | 16.81                                |       | 17.59   |       | 16.77                   |       | 19.18                                      |       |
| Feb.              | 33.64                    | 102.28    | 49.80         | 152.02    | 19.51          | 59.77     | 16.54                                | 50.12 | 17.42   | 52.78 | 16.40                   | 49.89 | 19.02                                      | 57.20 |
| Mar.              | 34.48                    |           | 51.48         |           | 20.08          |           | 16.77                                |       | 17.77   |       | 16.72                   |       | 19.00                                      |       |
| Apr.              | 33.17                    |           | 49.78         |           | 19.94          |           | 16.44                                |       | 17.31   |       | 16.42                   |       | 18.75                                      |       |
| May               | 32.77                    | 99.45     | 50.21         | 150.12    | 19.90          | 60.77     | 16.46                                | 50.18 | 17.38   | 52.06 | 16.41                   | 49.33 | 19.18                                      | 56.99 |
| June              | 33.51                    |           | 50.13         |           | 20.93          |           | 17.28                                |       | 17.37   |       | 16.50                   |       | 19.06                                      |       |
| July              | 33.35                    |           | 49.95         |           | 20.36          |           | 16.94                                |       | 17.56   |       | 16.34                   |       | 18.70                                      |       |
| Aug.              | 33.22                    | 100.73    | 49.10         | 148.09    | 20.53          | 61.80     | 16.58                                | 51.08 | 17.54   | 52.52 | 16.49                   | 49.14 | 18.66                                      | 56.14 |
| Sep.              | 34.16                    |           | 49.04         |           | 20.91          |           | 17.56                                |       | 17.42   |       | 16.31                   |       | 18.78                                      |       |
| Oct.              | 33.63                    |           | 50.23         |           | 21.34          |           | 17.62                                |       | 17.49   |       | 16.48                   |       | 18.57                                      |       |
| Nov.              | 33.12                    | 99.49     | 49.38         | 150.07    | 21.04          | 63.39     | 16.99                                | 51.45 | 17.44   | 52.15 | 16.22                   | 49.18 | 18.46                                      | 55.67 |
| Dec.              | 32.74                    |           | 50.46         |           | 21.01          |           | 16.84                                |       | 17.22   |       | 16.48                   |       | 18.64                                      |       |
| 2020 Jan.         | 33.81                    |           | 49.18         |           | 20.93          |           | 16.89                                |       | 17.58   |       | 16.50                   |       | 18.62                                      |       |
| Feb.              | 34.25                    | 99.75     | 49.20         | 139.99    | 21.52          | 62.68     | 17.49                                | 52.15 | 17.36   | 51.15 | 16.16                   | 47.19 | 18.64                                      | 51.36 |
| Mar.              | 31.69                    |           | 41.61         |           | 20.23          |           | 17.77                                |       | 16.21   |       | 14.53                   |       | 14.10                                      |       |
| Apr.              | 26.72                    |           | 25.82         |           | 18.20          |           | 16.07                                |       | 13.89   |       | 11.71                   |       | 4.62                                       |       |
| May               | 26.26                    | 81.55     | 32.73         | 99.59     | 19.45          | 57.31     | 15.32                                | 46.68 | 14.21   | 43.42 | 12.54                   | 38.16 | 9.38                                       | 29.22 |
| June              | 28.57                    |           | 41.04         |           | 19.66          |           | 15.29                                |       | 15.32   |       | 13.91                   |       | 15.22                                      |       |
| July              | 29.71                    |           | 43.55         |           | 20.24          |           | 15.98                                |       | 16.19   |       | 14.55                   |       | 16.30                                      |       |
| Aug.              | 31.57                    | 93.80     | 43.46         | 132.17    | 20.39          | 61.21     | 16.05                                | 48.88 | 16.34   | 49.37 | 14.54                   | 44.10 | 16.25                                      | 50.06 |
| Sep.              | 32.52                    |           | 45.16         |           | 20.58          |           | 16.85                                |       | 16.84   |       | 15.01                   |       | 17.51                                      |       |
| Oct.              | 32.44                    |           | 45.55         |           | 20.61          |           | 16.90                                |       | 16.43   |       | 15.13                   |       | 18.90                                      |       |
| Nov.              | 34.09                    | 100.55    | 46.10         | 138.48    | 20.91          | 62.12     | 17.75                                | 52.02 | 17.47   | 51.17 | 15.57                   | 46.03 | 18.19                                      | 56.00 |
| Dec.              | 34.02                    |           | 46.83         |           | 20.60          |           | 17.37                                |       | 17.27   |       | 15.33                   |       | 18.91                                      |       |
| 2021 Jan.         | 35.11                    |           | 46.36         |           | 21.48          |           | 18.50                                |       | 17.69   |       | 15.86                   |       | 17.90                                      |       |
| Feb.              | 34.90                    | 106.16    | 47.24         | 141.40    | 20.84          | 64.40     | 17.42                                | 54.87 | 17.91   | 53.77 | 15.88                   | 48.21 | 17.91                                      | 54.73 |
| Mar.              | 36.15                    |           | 47.80         |           | 22.08          |           | 18.95                                |       | 18.17   |       | 16.47                   |       | 18.92                                      |       |
| Apr.              | 36.27                    |           | 47.00         |           | 22.46          |           | 19.57                                |       | 18.29   |       | 16.22                   |       | 18.41                                      |       |
| May               | 37.17                    | 110.40    | 46.55         | 140.17    | 22.88          | 68.12     | 19.79                                | 59.27 | 18.34   | 54.58 | 16.53                   | 48.96 | 17.15                                      | 52.65 |
| June              | 36.96                    |           | 46.62         |           | 22.78          |           | 19.91                                |       | 17.95   |       | 16.21                   |       | 17.09                                      |       |
| July              | 37.69                    |           | 46.57         |           | 22.70          |           | 20.14                                |       | 18.19   |       | 16.37                   |       | 16.84                                      |       |
| Aug.              | 37.80                    | 113.28    | 43.78         | 133.96    | 22.90          | 68.56     | 20.79                                | 61.80 | 18.31   | 54.62 | 16.30                   | 48.93 | 13.82                                      | 45.94 |
| Sep.              | 37.79                    |           | 43.61         |           | 22.96          |           | 20.87                                |       | 18.12   |       | 16.26                   |       | 15.28                                      |       |
| Oct.              | 38.43                    |           | 47.29         |           | 23.23          |           | 20.48                                |       | 18.11   |       | 16.30                   |       | 17.94                                      |       |
| Nov.              | 39.46                    | 118.18    | 47.69         | 141.37    | 23.78          | 71.26     | 21.05                                | 63.60 | 18.44   | 55.30 | 16.29                   | 48.50 | 18.39                                      | 54.50 |
| Dec.              | 40.29                    |           | 46.39         |           | 24.25          |           | 22.07                                |       | 18.75   |       | 15.91                   |       | 18.17                                      |       |
| 2022 Jan. 1       | 39.69                    |           | 47.38         |           | 23.60          |           | 20.97                                |       | 18.31   |       | 16.32                   |       | 19.05                                      |       |
| Feb.              | 41.55                    | 122.89    | 49.38         | 142.09    | 26.56          | 77.27     | 22.87                                | 67.23 | 19.62   | 57.22 | 17.04                   | 49.38 | 19.51                                      | 55.08 |
| Mar.              | 41.65                    |           | 45.33         |           | 27.11          |           | 23.39                                |       | 19.29   |       | 16.02                   |       | 16.52                                      |       |
| Apr.              | 42.36                    |           | 47.66         |           | 28.29          |           | 24.28                                |       | 19.55   |       | 16.79                   |       | 18.32                                      |       |
| May               | 43.49                    | 129.26    | 49.45         | 149.26    | 29.00          | 85.33     | 25.91                                | 74.23 | 19.61   | 59.63 | 17.29                   | 51.23 | 19.82                                      | 59.35 |
| June              | 43.41                    |           | 52.15         |           | 28.04          |           | 24.04                                |       | 20.47   |       | 17.15                   |       | 21.21                                      |       |
| July              | 42.93                    |           | 50.74         |           | 26.45          |           | 23.36                                |       | 20.42   |       | 17.55                   |       | 20.19                                      |       |
| Aug.              | 43.51                    | 130.54    | 52.15         | 155.17    | 28.10          | 83.13     | 23.77                                | 72.68 | 21.14   | 62.08 | 18.02                   | 53.22 | 20.63                                      | 62.72 |
| Sep.              | 44.10                    |           | 52.28         |           | 28.58          |           | 25.55                                |       | 20.52   |       | 17.65                   |       | 21.90                                      |       |
| Oct.              | 43.72                    |           | 53.37         |           | 28.90          |           | 23.57                                |       | 20.97   |       | 18.25                   |       | 22.35                                      |       |
| Nov.              | 42.97                    | ...       | 54.17         | ...       | 29.95          | ...       | 23.92                                | ...   | 20.84   | ...   | 18.74                   | ...   | 22.34                                      | ...   |

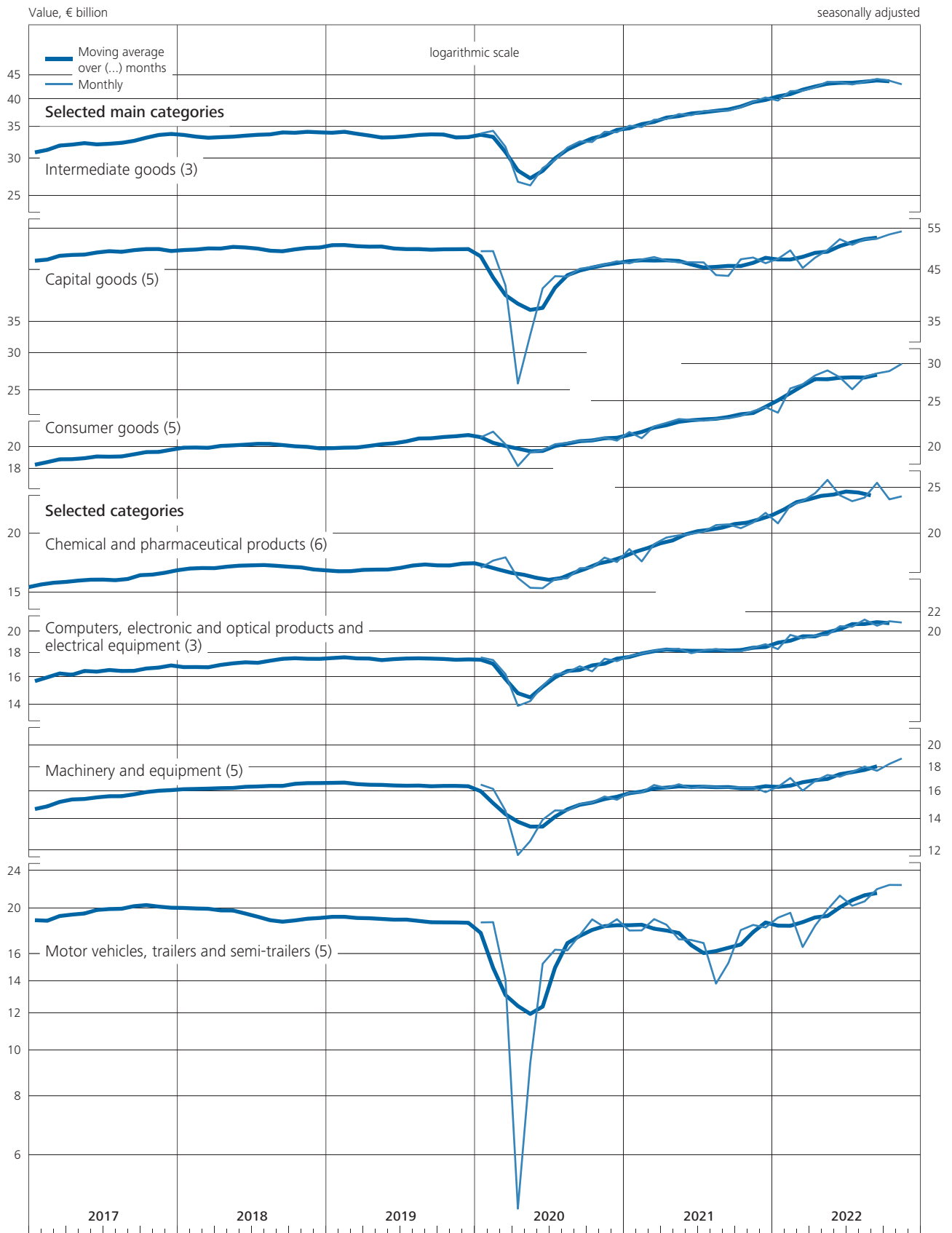
Sources of the unadjusted figures: Federal Statistical Office, Bundesbank calculations on the basis of data provided by the Federal Statistical Office. \* See explanatory notes, section on classifications; as of January 2010 figures include additional estimates for

transactions which failed or do not have to be reported. 1 Figures as of January 2022 provisional and partially revised.

V. External sector

2. Exports

b) Exports, by category of goods



V. External sector

3. Imports

a) Imports, by group of countries \*

Value, € billion

seasonally adjusted

| Period                 | European countries |           |                   |           |                |           |                          |           | Non-European countries |           |         |           |                |           |         |           |
|------------------------|--------------------|-----------|-------------------|-----------|----------------|-----------|--------------------------|-----------|------------------------|-----------|---------|-----------|----------------|-----------|---------|-----------|
|                        | Total              |           | of which:         |           |                |           | Total                    |           | of which:              |           |         |           |                |           |         |           |
|                        |                    |           | EU countries (27) |           | of which:      |           |                          |           | United States          |           | Asia    |           | OPEC countries |           |         |           |
|                        |                    |           |                   |           | Euro area (19) |           | Other European countries |           |                        |           |         |           |                |           |         |           |
|                        | monthly            | quarterly | monthly           | quarterly | monthly        | quarterly | monthly                  | quarterly | monthly                | quarterly | monthly | quarterly | monthly        | quarterly | monthly | quarterly |
| 2017 July              | 58.21              |           | 45.82             |           | 31.55          |           | 12.39                    |           | 28.07                  |           | 4.93    |           | 18.12          |           | 0.67    |           |
| Aug.                   | 58.60              | 175.06    | 46.47             | 137.99    | 31.94          | 94.68     | 12.13                    | 37.07     | 27.45                  | 82.68     | 5.04    | 15.09     | 18.20          | 54.43     | 0.84    | 2.26      |
| Sep.                   | 58.25              |           | 45.70             |           | 31.19          |           | 12.55                    |           | 27.16                  |           | 5.12    |           | 18.11          |           | 0.75    |           |
| Oct.                   | 59.55              |           | 46.99             |           | 32.41          |           | 12.57                    |           | 27.33                  |           | 5.29    |           | 18.11          |           | 0.69    |           |
| Nov.                   | 59.83              | 180.27    | 47.31             | 142.38    | 32.59          | 98.15     | 12.52                    | 37.90     | 27.96                  | 83.24     | 5.30    | 15.83     | 18.24          | 54.50     | 0.91    | 2.35      |
| Dec.                   | 60.89              |           | 48.08             |           | 33.15          |           | 12.81                    |           | 27.95                  |           | 5.24    |           | 18.15          |           | 0.75    |           |
| 2018 Jan.              | 61.19              |           | 48.43             |           | 33.49          |           | 12.75                    |           | 27.28                  |           | 5.16    |           | 18.59          |           | 0.84    |           |
| Feb.                   | 60.19              | 181.77    | 47.32             | 143.66    | 32.72          | 99.42     | 12.87                    | 38.11     | 28.55                  | 82.57     | 5.38    | 15.45     | 18.10          | 54.20     | 0.87    | 2.54      |
| Mar.                   | 60.39              |           | 47.91             |           | 33.21          |           | 12.49                    |           | 26.74                  |           | 4.91    |           | 17.51          |           | 0.83    |           |
| Apr.                   | 61.34              |           | 48.78             |           | 33.77          |           | 12.56                    |           | 28.39                  |           | 5.43    |           | 18.03          |           | 0.88    |           |
| May                    | 61.97              | 185.49    | 47.69             | 145.30    | 32.80          | 100.16    | 14.29                    | 40.20     | 27.99                  | 85.34     | 5.62    | 16.30     | 18.09          | 54.96     | 0.87    | 2.75      |
| June                   | 62.18              |           | 48.83             |           | 33.59          |           | 13.35                    |           | 28.96                  |           | 5.25    |           | 18.84          |           | 1.00    |           |
| July                   | 64.49              |           | 50.76             |           | 35.61          |           | 13.74                    |           | 30.70                  |           | 5.52    |           | 19.61          |           | 0.99    |           |
| Aug.                   | 62.71              | 190.92    | 49.78             | 150.73    | 34.53          | 104.72    | 12.94                    | 40.21     | 28.82                  | 88.46     | 5.25    | 16.51     | 19.10          | 57.96     | 1.12    | 2.98      |
| Sep.                   | 63.72              |           | 50.19             |           | 34.58          |           | 13.53                    |           | 28.94                  |           | 5.74    |           | 19.25          |           | 0.87    |           |
| Oct.                   | 63.08              |           | 49.02             |           | 33.70          |           | 14.06                    |           | 29.76                  |           | 5.64    |           | 19.82          |           | 0.93    |           |
| Nov.                   | 62.30              | 188.95    | 48.87             | 148.77    | 33.66          | 102.88    | 13.42                    | 40.18     | 28.89                  | 87.64     | 5.50    | 16.57     | 18.95          | 57.83     | 0.92    | 2.63      |
| Dec.                   | 63.57              |           | 50.88             |           | 35.52          |           | 12.70                    |           | 28.99                  |           | 5.43    |           | 19.06          |           | 0.78    |           |
| 2019 Jan.              | 64.05              |           | 50.30             |           | 35.07          |           | 13.75                    |           | 28.95                  |           | 5.83    |           | 19.22          |           | 0.72    |           |
| Feb.                   | 63.03              | 190.77    | 50.11             | 151.00    | 34.94          | 105.08    | 12.92                    | 39.77     | 30.26                  | 88.14     | 6.14    | 17.56     | 19.00          | 56.89     | 0.76    | 2.24      |
| Mar.                   | 63.69              |           | 50.59             |           | 35.07          |           | 13.10                    |           | 28.93                  |           | 5.59    |           | 18.67          |           | 0.76    |           |
| Apr.                   | 62.15              |           | 49.98             |           | 34.62          |           | 12.17                    |           | 29.79                  |           | 5.60    |           | 19.06          |           | 0.93    |           |
| May                    | 62.16              | 188.32    | 49.59             | 150.72    | 34.66          | 104.50    | 12.57                    | 37.60     | 28.56                  | 87.24     | 5.83    | 17.27     | 18.01          | 55.60     | 0.92    | 2.64      |
| June                   | 64.01              |           | 51.15             |           | 35.22          |           | 12.86                    |           | 28.89                  |           | 5.84    |           | 18.53          |           | 0.79    |           |
| July                   | 61.33              |           | 48.59             |           | 33.57          |           | 12.75                    |           | 31.03                  |           | 5.94    |           | 19.25          |           | 1.11    |           |
| Aug.                   | 61.45              | 185.53    | 48.59             | 147.09    | 33.34          | 100.96    | 12.85                    | 38.44     | 29.36                  | 90.39     | 5.81    | 17.94     | 19.00          | 57.58     | 0.88    | 2.84      |
| Sep.                   | 62.75              |           | 49.91             |           | 34.05          |           | 12.84                    |           | 30.00                  |           | 6.19    |           | 19.33          |           | 0.85    |           |
| Oct.                   | 61.79              |           | 49.07             |           | 33.79          |           | 12.72                    |           | 31.02                  |           | 6.91    |           | 19.50          |           | 0.95    |           |
| Nov.                   | 61.88              | 185.59    | 48.88             | 146.37    | 33.44          | 100.55    | 13.00                    | 39.22     | 29.86                  | 90.56     | 5.91    | 18.93     | 19.64          | 57.57     | 0.79    | 2.61      |
| Dec.                   | 61.92              |           | 48.42             |           | 33.32          |           | 13.50                    |           | 29.68                  |           | 6.11    |           | 18.43          |           | 0.87    |           |
| 2020 Jan.              | 62.50              |           | 49.34             |           | 33.71          |           | 13.16                    |           | 30.07                  |           | 6.24    |           | 19.83          |           | 0.83    |           |
| Feb.                   | 63.00              | 182.55    | 49.79             | 144.30    | 34.12          | 99.13     | 13.21                    | 38.24     | 29.20                  | 88.50     | 6.15    | 18.26     | 17.67          | 56.06     | 0.82    | 2.07      |
| Mar.                   | 57.05              |           | 45.17             |           | 31.30          |           | 11.87                    |           | 29.23                  |           | 5.87    |           | 18.56          |           | 0.42    |           |
| Apr.                   | 44.65              |           | 34.82             |           | 24.45          |           | 9.83                     |           | 27.39                  |           | 5.88    |           | 17.89          |           | 0.35    |           |
| May                    | 47.85              | 146.27    | 38.37             | 117.00    | 26.40          | 80.83     | 9.48                     | 29.28     | 26.38                  | 80.00     | 4.52    | 14.91     | 18.96          | 55.50     | 0.28    | 1.07      |
| June                   | 53.77              |           | 43.81             |           | 29.98          |           | 9.97                     |           | 26.23                  |           | 4.51    |           | 18.65          |           | 0.44    |           |
| July                   | 54.01              |           | 43.60             |           | 28.97          |           | 10.40                    |           | 28.13                  |           | 5.12    |           | 18.59          |           | 0.35    |           |
| Aug.                   | 57.94              | 171.28    | 47.36             | 138.39    | 32.08          | 92.95     | 10.58                    | 32.89     | 28.19                  | 84.96     | 5.82    | 17.08     | 18.62          | 55.71     | 0.50    | 1.18      |
| Sep.                   | 59.33              |           | 47.43             |           | 31.90          |           | 11.91                    |           | 28.64                  |           | 6.14    |           | 18.50          |           | 0.33    |           |
| Oct.                   | 58.83              |           | 47.29             |           | 31.80          |           | 11.53                    |           | 28.09                  |           | 5.55    |           | 18.50          |           | 0.31    |           |
| Nov.                   | 61.16              | 180.19    | 49.52             | 145.50    | 33.18          | 97.51     | 11.64                    | 34.68     | 29.59                  | 88.19     | 5.71    | 17.08     | 19.53          | 58.32     | 0.36    | 1.18      |
| Dec.                   | 60.20              |           | 48.69             |           | 32.53          |           | 11.51                    |           | 30.51                  |           | 5.82    |           | 20.29          |           | 0.51    |           |
| 2021 Jan.              | 59.43              |           | 48.24             |           | 32.33          |           | 11.18                    |           | 28.32                  |           | 5.16    |           | 19.63          |           | 0.61    |           |
| Feb.                   | 61.74              | 186.21    | 49.57             | 150.33    | 33.52          | 101.73    | 12.17                    | 35.87     | 30.93                  | 91.55     | 5.30    | 16.32     | 20.19          | 61.20     | 0.45    | 1.55      |
| Mar.                   | 65.04              |           | 52.52             |           | 35.88          |           | 12.52                    |           | 32.30                  |           | 5.86    |           | 21.38          |           | 0.49    |           |
| Apr.                   | 63.45              |           | 50.36             |           | 34.32          |           | 13.08                    |           | 32.84                  |           | 5.95    |           | 21.60          |           | 0.51    |           |
| May                    | 66.49              | 196.10    | 52.80             | 155.90    | 36.07          | 106.76    | 13.68                    | 40.18     | 31.81                  | 98.08     | 5.99    | 18.66     | 21.38          | 64.55     | 0.80    | 1.89      |
| June                   | 66.16              |           | 52.74             |           | 36.37          |           | 13.42                    |           | 33.43                  |           | 6.72    |           | 21.57          |           | 0.58    |           |
| July                   | 66.03              |           | 52.85             |           | 36.28          |           | 13.19                    |           | 32.54                  |           | 5.54    |           | 21.34          |           | 0.67    |           |
| Aug.                   | 65.64              | 197.85    | 51.39             | 156.37    | 35.65          | 107.70    | 14.25                    | 41.49     | 33.42                  | 99.78     | 6.33    | 18.11     | 22.12          | 66.16     | 0.72    | 2.22      |
| Sep.                   | 66.18              |           | 52.13             |           | 35.77          |           | 14.05                    |           | 33.82                  |           | 6.24    |           | 22.70          |           | 0.83    |           |
| Oct.                   | 70.13              |           | 55.39             |           | 38.63          |           | 14.74                    |           | 34.54                  |           | 6.03    |           | 23.60          |           | 0.94    |           |
| Nov.                   | 73.26              | 218.88    | 57.54             | 171.69    | 40.08          | 119.67    | 15.72                    | 47.18     | 35.09                  | 108.00    | 6.17    | 18.59     | 24.48          | 74.09     | 0.94    | 2.73      |
| Dec.                   | 75.49              |           | 58.76             |           | 40.96          |           | 16.72                    |           | 38.37                  |           | 6.39    |           | 26.01          |           | 0.85    |           |
| 2022 Jan. <sup>1</sup> | 72.38              |           | 54.88             |           | 38.13          |           | 17.50                    |           | 35.76                  |           | 6.47    |           | 25.00          |           | 0.75    |           |
| Feb.                   | 76.81              | 226.68    | 59.20             | 172.63    | 41.21          | 119.87    | 17.61                    | 54.05     | 39.41                  | 117.15    | 6.30    | 19.43     | 26.71          | 79.78     | 1.10    | 3.07      |
| Mar.                   | 77.49              |           | 58.55             |           | 40.53          |           | 18.94                    |           | 41.98                  |           | 6.66    |           | 28.07          |           | 1.22    |           |
| Apr.                   | 80.03              |           | 60.34             |           | 41.85          |           | 19.70                    |           | 44.13                  |           | 6.74    |           | 30.09          |           | 1.32    |           |
| May                    | 81.45              | 243.20    | 62.48             | 185.60    | 42.98          | 127.86    | 18.97                    | 57.61     | 45.12                  | 134.84    | 7.61    | 22.98     | 31.62          | 91.90     | 1.29    | 3.94      |
| June                   | 81.72              |           | 62.78             |           | 43.03          |           | 18.94                    |           | 45.59                  |           | 8.63    |           | 30.19          |           | 1.33    |           |
| July                   | 83.56              |           | 62.40             |           | 42.55          |           | 21.16                    |           | 44.29                  |           | 8.11    |           | 28.54          |           | 1.00    |           |
| Aug.                   | 88.88              | 258.23    | 64.70             | 192.11    | 44.37          | 132.39    | 24.18                    | 66.12     | 45.43                  | 135.61    | 8.17    | 24.42     | 30.03          | 89.60     | 1.01    | 3.33      |
| Sep.                   | 85.79              |           | 65.01             |           | 45.47          |           | 20.78                    |           | 45.89                  |           | 8.14    |           | 31.03          |           | 1.32    |           |
| Oct.                   | 81.81              |           | 64.73             |           | 44.31          |           | 17.08                    |           | 46.65                  |           | 8.41    |           | 31.94          |           | 0.99    |           |
| Nov.                   | 78.93              | ...       | 61.58             | ...       | 41.89          | ...       | 17.34                    | ...       | 45.93                  | ...       | 8.29    | ...       | 31.37          | ...       | 2.01    | ...       |

Source of the unadjusted figures: Federal Statistical Office. \* Classified by country of origin (country of production). Inclusion of individual countries in groups of countries

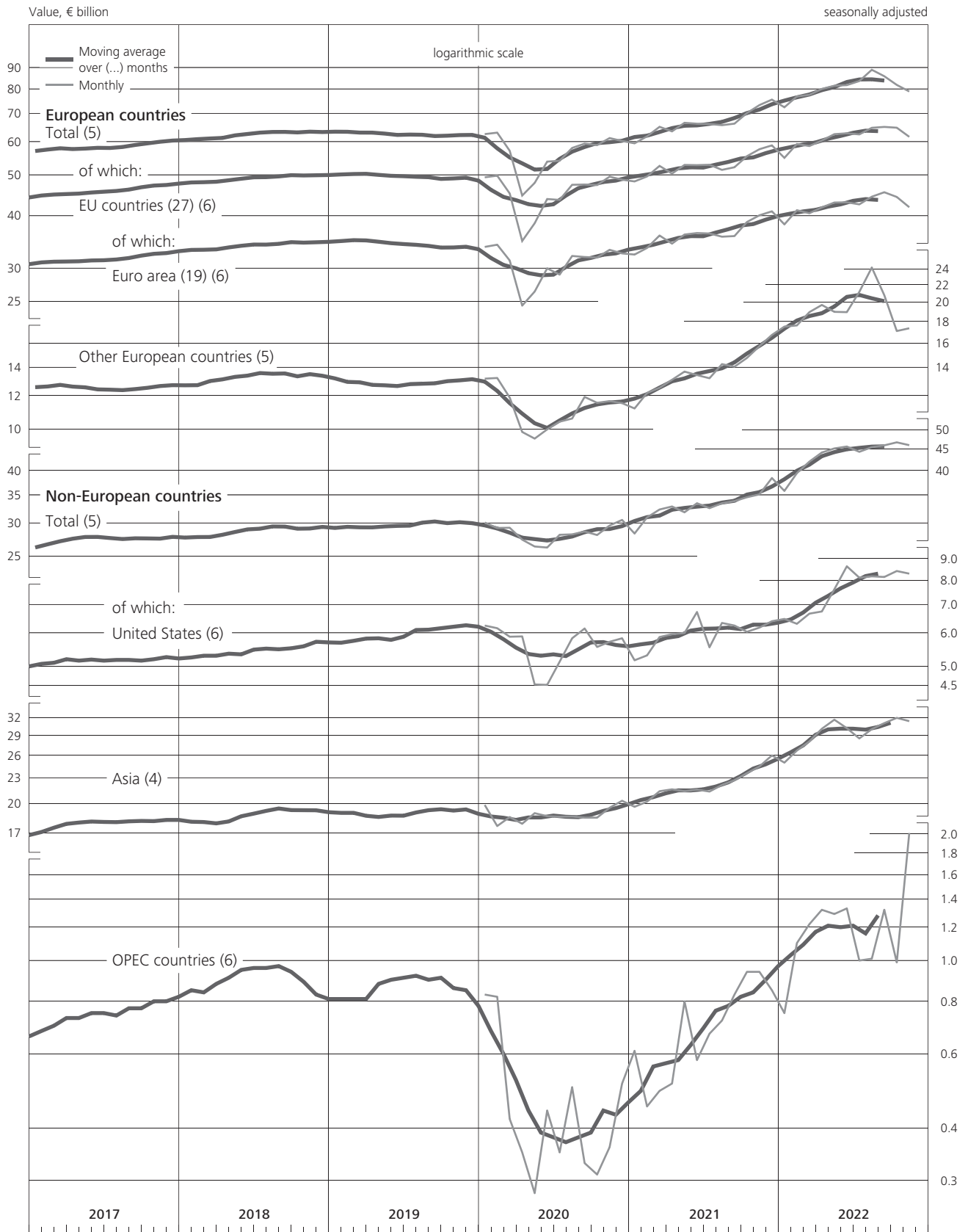
according to most recent status. <sup>1</sup> Figures as of January 2022 provisional and partially revised.



V. External sector

3. Imports

a) Imports, by group of countries\*



\* Classified by country of origin (country of production).

## V. External sector

### 3. Imports

#### b) Imports of industry, by main grouping \*

| € billion              |                        |           |                    |           |               |           |                |           |         |           |                        |           |         | seasonally adjusted |  |  |  |
|------------------------|------------------------|-----------|--------------------|-----------|---------------|-----------|----------------|-----------|---------|-----------|------------------------|-----------|---------|---------------------|--|--|--|
| Value                  |                        |           |                    |           |               |           |                |           |         |           |                        |           |         | Volume <sup>1</sup> |  |  |  |
| Period                 | Total excluding energy |           | of which:          |           |               |           |                |           | Energy  |           | Total excluding energy |           | Energy  |                     |  |  |  |
|                        |                        |           | Intermediate goods |           | Capital goods |           | Consumer goods |           |         |           |                        |           |         |                     |  |  |  |
|                        | monthly                | quarterly | monthly            | quarterly | monthly       | quarterly | monthly        | quarterly | monthly | quarterly | monthly                | quarterly | monthly | quarterly           |  |  |  |
| 2017 July              | 80.58                  |           | 26.03              |           | 27.22         |           | 18.23          |           | 5.93    |           | 81.23                  |           | 6.51    |                     |  |  |  |
| Aug.                   | 80.31                  | 240.34    | 26.05              |           | 27.83         |           | 18.06          |           | 5.98    |           | 80.88                  |           | 6.46    |                     |  |  |  |
| Sep.                   | 79.45                  |           | 25.95              | 78.03     | 26.46         | 81.51     | 18.29          | 54.58     | 6.22    | 18.13     | 79.78                  | 241.89    | 6.41    | 19.38               |  |  |  |
| Oct.                   | 80.56                  |           | 26.76              |           | 27.91         |           | 18.17          |           | 6.58    |           | 80.44                  |           | 6.61    |                     |  |  |  |
| Nov.                   | 80.92                  | 242.84    | 26.81              | 80.71     | 27.00         | 82.26     | 19.28          | 56.75     | 7.14    | 21.44     | 80.60                  | 241.99    | 6.76    | 20.53               |  |  |  |
| Dec.                   | 81.36                  |           | 27.14              |           | 27.35         |           | 19.30          |           | 7.72    |           | 80.95                  |           | 7.16    |                     |  |  |  |
| 2018 Jan.              | 80.83                  |           | 27.12              |           | 27.79         |           | 18.38          |           | 7.72    |           | 80.45                  |           | 6.88    |                     |  |  |  |
| Feb.                   | 81.35                  | 241.41    | 26.86              | 80.58     | 26.99         | 81.48     | 18.87          | 54.92     | 7.48    | 23.20     | 81.20                  | 240.95    | 7.01    | 21.39               |  |  |  |
| Mar.                   | 79.23                  |           | 26.60              |           | 26.70         |           | 17.67          |           | 8.00    |           | 79.30                  |           | 7.50    |                     |  |  |  |
| Apr.                   | 82.73                  |           | 27.01              |           | 27.84         |           | 18.81          |           | 7.11    |           | 82.49                  |           | 6.37    |                     |  |  |  |
| May                    | 82.38                  | 248.67    | 27.07              | 81.25     | 28.82         | 84.84     | 18.45          | 56.34     | 7.66    | 22.46     | 81.31                  | 245.85    | 6.36    | 19.01               |  |  |  |
| June                   | 83.56                  |           | 27.17              |           | 28.18         |           | 19.08          |           | 7.69    |           | 82.05                  |           | 6.28    |                     |  |  |  |
| July                   | 87.27                  |           | 28.87              |           | 28.88         |           | 19.57          |           | 8.03    |           | 85.74                  |           | 6.52    |                     |  |  |  |
| Aug.                   | 83.65                  | 255.60    | 27.80              | 85.12     | 27.74         | 85.32     | 19.06          | 58.01     | 7.99    | 24.10     | 82.05                  | 250.70    | 6.49    | 19.29               |  |  |  |
| Sep.                   | 84.68                  |           | 28.45              |           | 28.70         |           | 19.38          |           | 8.08    |           | 82.91                  |           | 6.28    |                     |  |  |  |
| Oct.                   | 84.16                  |           | 28.42              |           | 28.60         |           | 19.53          |           | 8.78    |           | 82.08                  |           | 6.43    |                     |  |  |  |
| Nov.                   | 82.94                  | 251.55    | 28.40              | 85.42     | 28.14         | 86.08     | 19.27          | 57.68     | 8.35    | 25.35     | 81.23                  | 246.53    | 6.63    | 20.16               |  |  |  |
| Dec.                   | 84.45                  |           | 28.60              |           | 29.34         |           | 18.88          |           | 8.22    |           | 83.22                  |           | 7.10    |                     |  |  |  |
| 2019 Jan.              | 85.05                  |           | 28.54              |           | 30.00         |           | 19.24          |           | 8.02    |           | 84.02                  |           | 7.05    |                     |  |  |  |
| Feb.                   | 84.94                  | 254.53    | 28.20              | 83.41     | 28.76         | 89.32     | 18.68          | 57.30     | 8.43    | 24.59     | 83.92                  | 251.47    | 7.35    | 21.55               |  |  |  |
| Mar.                   | 84.54                  |           | 26.67              |           | 30.56         |           | 19.38          |           | 8.14    |           | 83.53                  |           | 7.15    |                     |  |  |  |
| Apr.                   | 84.03                  |           | 27.06              |           | 29.51         |           | 19.15          |           | 7.97    |           | 82.85                  |           | 6.91    |                     |  |  |  |
| May                    | 82.76                  | 252.01    | 26.38              | 80.54     | 29.03         | 88.19     | 18.85          | 57.54     | 8.03    | 23.76     | 81.71                  | 248.98    | 6.95    | 21.23               |  |  |  |
| June                   | 85.22                  |           | 27.10              |           | 29.65         |           | 19.54          |           | 7.76    |           | 84.42                  |           | 7.37    |                     |  |  |  |
| July                   | 84.72                  |           | 26.92              |           | 28.88         |           | 19.36          |           | 7.71    |           | 83.99                  |           | 7.43    |                     |  |  |  |
| Aug.                   | 83.47                  | 254.06    | 25.89              | 79.14     | 28.76         | 87.80     | 19.36          | 58.51     | 7.44    | 22.15     | 82.86                  | 251.72    | 7.51    | 21.66               |  |  |  |
| Sep.                   | 85.87                  |           | 26.33              |           | 30.16         |           | 19.79          |           | 7.00    |           | 84.87                  |           | 6.72    |                     |  |  |  |
| Oct.                   | 85.61                  |           | 27.51              |           | 30.02         |           | 19.68          |           | 7.31    |           | 84.83                  |           | 6.99    |                     |  |  |  |
| Nov.                   | 84.13                  | 253.56    | 26.52              | 79.82     | 29.08         | 88.40     | 20.24          | 60.55     | 7.72    | 22.91     | 83.36                  | 251.11    | 7.04    | 21.10               |  |  |  |
| Dec.                   | 83.82                  |           | 25.79              |           | 29.30         |           | 20.63          |           | 7.88    |           | 82.92                  |           | 7.07    |                     |  |  |  |
| 2020 Jan.              | 84.89                  |           | 26.79              |           | 30.09         |           | 20.78          |           | 7.75    |           | 84.14                  |           | 7.31    |                     |  |  |  |
| Feb.                   | 85.12                  | 249.94    | 26.37              | 79.37     | 29.31         | 85.67     | 20.41          | 61.05     | 7.14    | 21.29     | 84.56                  | 248.49    | 7.52    | 24.41               |  |  |  |
| Mar.                   | 79.93                  |           | 26.21              |           | 26.27         |           | 19.86          |           | 6.40    |           | 79.79                  |           | 9.58    |                     |  |  |  |
| Apr.                   | 68.11                  |           | 22.54              |           | 19.58         |           | 18.82          |           | 3.97    |           | 68.37                  |           | 7.58    |                     |  |  |  |
| May                    | 70.38                  | 214.36    | 21.99              | 67.57     | 20.81         | 65.34     | 20.77          | 59.61     | 3.90    | 12.06     | 71.20                  | 216.63    | 6.83    | 20.75               |  |  |  |
| June                   | 75.87                  |           | 23.04              |           | 24.95         |           | 20.02          |           | 4.19    |           | 77.06                  |           | 6.34    |                     |  |  |  |
| July                   | 77.80                  |           | 23.20              |           | 25.93         |           | 19.97          |           | 4.39    |           | 79.00                  |           | 6.17    |                     |  |  |  |
| Aug.                   | 81.69                  | 242.40    | 24.89              | 73.87     | 29.08         | 83.23     | 19.83          | 60.10     | 4.51    | 14.03     | 82.97                  | 245.82    | 6.17    | 19.35               |  |  |  |
| Sep.                   | 82.91                  |           | 25.78              |           | 28.22         |           | 20.30          |           | 5.13    |           | 83.85                  |           | 7.01    |                     |  |  |  |
| Oct.                   | 81.78                  |           | 26.22              |           | 27.52         |           | 20.59          |           | 5.21    |           | 82.45                  |           | 6.86    |                     |  |  |  |
| Nov.                   | 85.60                  | 252.72    | 27.16              | 81.32     | 30.01         | 87.42     | 20.72          | 61.59     | 5.24    | 15.90     | 86.26                  | 254.55    | 6.62    | 19.91               |  |  |  |
| Dec.                   | 85.34                  |           | 27.94              |           | 29.89         |           | 20.28          |           | 5.45    |           | 85.84                  |           | 6.43    |                     |  |  |  |
| 2021 Jan.              | 81.88                  |           | 27.40              |           | 27.86         |           | 19.91          |           | 5.91    |           | 81.19                  |           | 6.42    |                     |  |  |  |
| Feb.                   | 86.85                  | 259.16    | 28.28              | 85.72     | 28.27         | 85.66     | 20.18          | 61.71     | 5.89    | 18.76     | 85.38                  | 254.20    | 5.90    | 18.97               |  |  |  |
| Mar.                   | 90.43                  |           | 30.04              |           | 29.53         |           | 21.62          |           | 6.96    |           | 87.63                  |           | 6.65    |                     |  |  |  |
| Apr.                   | 89.76                  |           | 29.73              |           | 28.83         |           | 21.54          |           | 6.57    |           | 85.78                  |           | 6.23    |                     |  |  |  |
| May                    | 91.16                  | 273.33    | 31.88              | 93.04     | 27.53         | 84.68     | 22.63          | 66.41     | 7.20    | 21.03     | 86.04                  | 257.85    | 6.32    | 18.38               |  |  |  |
| June                   | 92.41                  |           | 31.43              |           | 28.32         |           | 22.24          |           | 7.26    |           | 86.03                  |           | 5.83    |                     |  |  |  |
| July                   | 90.50                  |           | 31.67              |           | 27.86         |           | 20.59          |           | 8.13    |           | 82.83                  |           | 6.03    |                     |  |  |  |
| Aug.                   | 90.76                  | 272.11    | 32.53              | 96.93     | 27.82         | 83.59     | 21.25          | 62.91     | 8.35    | 25.70     | 82.12                  | 246.57    | 5.90    | 18.01               |  |  |  |
| Sep.                   | 90.85                  |           | 32.73              |           | 27.91         |           | 21.07          |           | 9.22    |           | 81.62                  |           | 6.08    |                     |  |  |  |
| Oct.                   | 93.27                  |           | 32.85              |           | 28.26         |           | 23.75          |           | 11.48   |           | 82.04                  |           | 6.28    |                     |  |  |  |
| Nov.                   | 95.70                  | 288.61    | 33.92              | 102.07    | 29.38         | 88.49     | 24.04          | 72.24     | 12.74   | 38.52     | 82.76                  | 251.01    | 6.20    | 19.66               |  |  |  |
| Dec.                   | 99.64                  |           | 35.30              |           | 30.85         |           | 24.45          |           | 14.30   |           | 86.21                  |           | 7.18    |                     |  |  |  |
| 2022 Jan. <sup>2</sup> | 94.03                  |           | 33.94              |           | 28.43         |           | 24.88          |           | 14.17   |           | 78.84                  |           | 6.29    |                     |  |  |  |
| Feb.                   | 103.76                 | 301.25    | 37.16              | 111.01    | 29.63         | 85.94     | 25.91          | 76.95     | 12.53   | 42.78     | 85.10                  | 246.20    | 5.47    | 17.66               |  |  |  |
| Mar.                   | 103.46                 |           | 39.91              |           | 27.88         |           | 26.16          |           | 16.08   |           | 82.26                  |           | 5.90    |                     |  |  |  |
| Apr.                   | 108.72                 |           | 41.95              |           | 29.37         |           | 26.89          |           | 15.52   |           | 84.38                  |           | 5.71    |                     |  |  |  |
| May                    | 111.92                 | 331.68    | 44.80              | 128.69    | 30.29         | 90.84     | 26.49          | 80.51     | 14.75   | 46.64     | 85.69                  | 254.99    | 5.31    | 16.59               |  |  |  |
| June                   | 111.04                 |           | 41.94              |           | 31.18         |           | 27.13          |           | 16.37   |           | 84.92                  |           | 5.57    |                     |  |  |  |
| July                   | 109.04                 |           | 39.43              |           | 30.71         |           | 27.74          |           | 18.92   |           | 83.49                  |           | 6.06    |                     |  |  |  |
| Aug.                   | 112.09                 | 334.20    | 40.73              | 121.76    | 31.88         | 95.46     | 28.98          | 86.30     | 22.31   | 59.96     | 84.01                  | 251.23    | 6.01    | 17.33               |  |  |  |
| Sep.                   | 113.07                 |           | 41.60              |           | 32.87         |           | 29.58          |           | 18.73   |           | 83.73                  |           | 5.26    |                     |  |  |  |
| Oct.                   | 114.10                 |           | 41.65              |           | 33.71         |           | 31.43          |           | 14.54   |           | 83.69                  |           | 4.30    |                     |  |  |  |
| Nov.                   | 110.22                 | ...       | 40.06              | ...       | 33.46         | ...       | 29.44          | ...       | 14.81   | ...       | 84.27                  | ...       | 5.23    | ...                 |  |  |  |

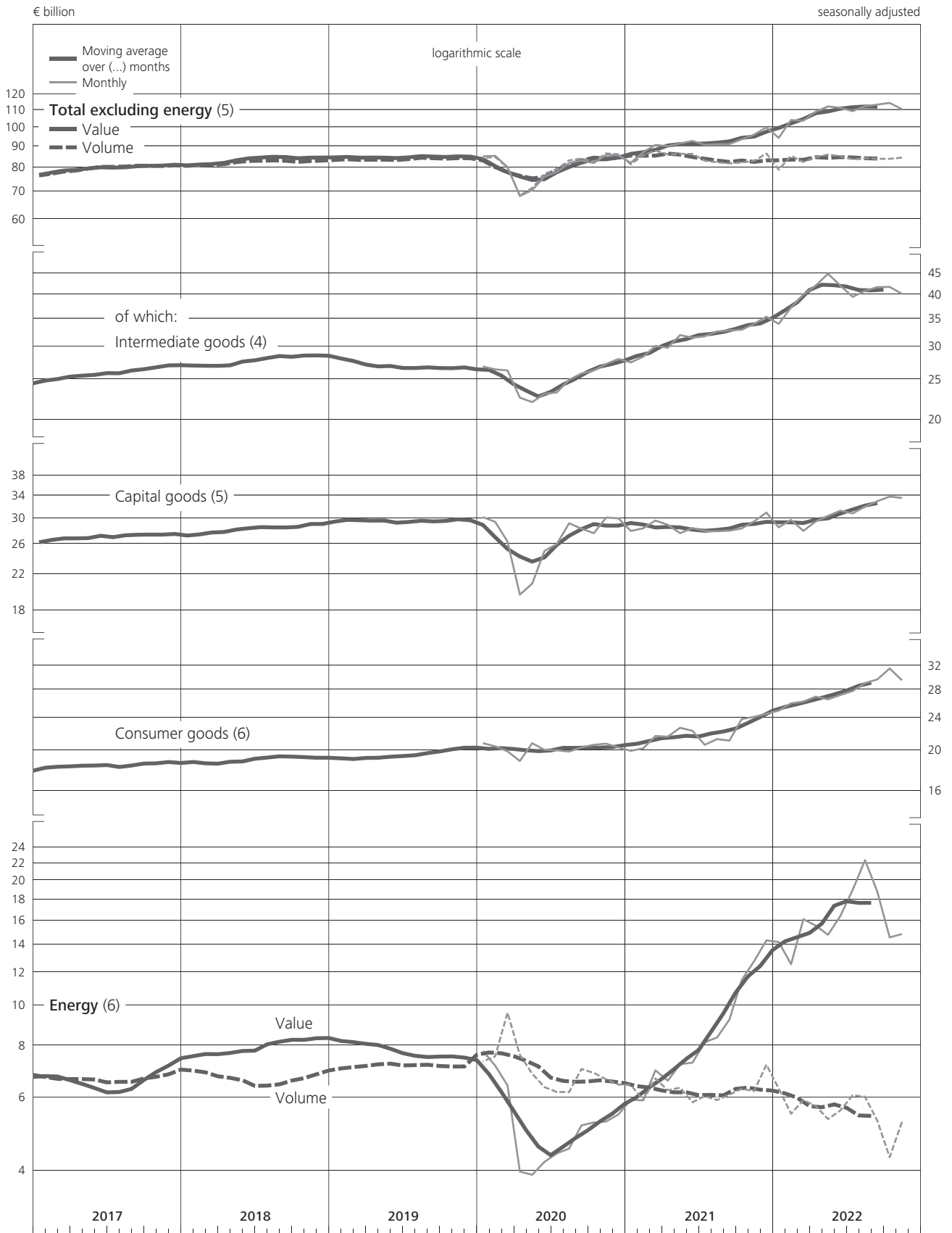
Sources of the unadjusted figures: Federal Statistical Office, Bundesbank calculations on the basis of figures provided by the Federal Statistical Office. \* See explanatory notes, section on classifications; as of January 2010 figures include additional estimates for

transactions which failed or do not have to be reported. <sup>1</sup> Calculated using price indices on the basis of 2015 = 100. <sup>2</sup> Figures as of January 2022 provisional and partially revised.

V. External sector

3. Imports

b) Imports of industry, by main grouping



## V. External sector

### 3. Imports

#### c) Imports, by selected branches of industry \*

Value, € billion

seasonally adjusted

| Item no                | Chemical and pharmaceutical products |           | Basic metals and fabricated metal products |           | Computers, electronic and optical products and electrical equipment |           | Machinery and equipment |           | Motor vehicles, trailers and semi-trailers |           |
|------------------------|--------------------------------------|-----------|--|-----------|---|-----------|-------------------------|-----------|--|-----------|
|                        | 20 and 21                            |           | 24 and 25                                  |           | 26 and 27   |           | 28                      |           | 29   |           |
|                        | monthly                              | quarterly | monthly                                    | quarterly | monthly   | quarterly | monthly                 | quarterly | monthly                                    | quarterly |
| 2017 July              | 10.93                                |           | 7.41                                       |           | 15.01   |           | 6.81                    |           | 9.44                                       |           |
| Aug.                   | 10.89                                | 32.54     | 7.54                                       | 22.38     | 14.65   | 44.15     | 6.93                    | 20.66     | 10.03                                      | 29.05     |
| Sep.                   | 10.72                                |           | 7.43                                       |           | 14.49   |           | 6.92                    |           | 9.58                                       |           |
| Oct.                   | 11.29                                |           | 7.68                                       |           | 14.87   |           | 6.99                    |           | 9.85                                       |           |
| Nov.                   | 11.54                                | 34.95     | 7.70                                       | 23.44     | 14.93   | 44.75     | 7.06                    | 21.09     | 9.89                                       | 29.78     |
| Dec.                   | 12.12                                |           | 8.06                                       |           | 14.95   |           | 7.04                    |           | 10.04                                      |           |
| 2018 Jan.              | 11.81                                |           | 7.65                                       |           | 15.17   |           | 7.14                    |           | 9.94                                       |           |
| Feb.                   | 11.85                                | 34.76     | 7.59                                       | 22.83     | 14.69   | 44.39     | 7.10                    | 21.26     | 9.69                                       | 29.83     |
| Mar.                   | 11.10                                |           | 7.59                                       |           | 14.53   |           | 7.02                    |           | 10.20                                      |           |
| Apr.                   | 12.04                                |           | 7.69                                       |           | 14.93   |           | 7.21                    |           | 10.07                                      |           |
| May                    | 11.90                                | 36.55     | 7.59                                       | 23.07     | 15.24   | 45.35     | 7.27                    | 21.77     | 10.15                                      | 30.52     |
| June                   | 12.61                                |           | 7.79                                       |           | 15.18   |           | 7.29                    |           | 10.30                                      |           |
| July                   | 12.93                                |           | 7.97                                       |           | 15.79   |           | 7.42                    |           | 9.81                                       |           |
| Aug.                   | 12.62                                | 38.55     | 7.90                                       | 23.99     | 15.11   | 46.83     | 7.47                    | 22.76     | 9.77                                       | 29.27     |
| Sep.                   | 13.00                                |           | 8.12                                       |           | 15.93   |           | 7.87                    |           | 9.69                                       |           |
| Oct.                   | 12.18                                |           | 8.01                                       |           | 16.07   |           | 7.58                    |           | 10.12                                      |           |
| Nov.                   | 12.36                                | 37.46     | 7.98                                       | 23.72     | 15.43   | 47.02     | 7.52                    | 22.72     | 10.10                                      | 30.82     |
| Dec.                   | 12.92                                |           | 7.73                                       |           | 15.52   |           | 7.62                    |           | 10.60                                      |           |
| 2019 Jan.              | 12.50                                |           | 7.63                                       |           | 15.75   |           | 7.65                    |           | 10.97                                      |           |
| Feb.                   | 12.48                                | 36.61     | 7.49                                       | 22.64     | 15.45   | 46.90     | 7.52                    | 22.89     | 10.41                                      | 32.14     |
| Mar.                   | 11.63                                |           | 7.52                                       |           | 15.70   |           | 7.72                    |           | 10.76                                      |           |
| Apr.                   | 12.38                                |           | 7.21                                       |           | 15.73   |           | 7.58                    |           | 10.77                                      |           |
| May                    | 12.21                                | 37.18     | 7.06                                       | 21.48     | 15.18   | 46.14     | 7.23                    | 22.26     | 10.64                                      | 32.81     |
| June                   | 12.59                                |           | 7.21                                       |           | 15.23   |           | 7.45                    |           | 11.40                                      |           |
| July                   | 12.38                                |           | 7.20                                       |           | 15.38   |           | 7.39                    |           | 10.16                                      |           |
| Aug.                   | 11.36                                | 35.38     | 7.24                                       | 21.84     | 15.41   | 46.49     | 7.18                    | 21.82     | 10.94                                      | 32.16     |
| Sep.                   | 11.64                                |           | 7.40                                       |           | 15.70   |           | 7.25                    |           | 11.06                                      |           |
| Oct.                   | 12.54                                |           | 7.56                                       |           | 15.57   |           | 7.33                    |           | 10.76                                      |           |
| Nov.                   | 12.29                                | 36.91     | 7.28                                       | 22.21     | 15.53   | 46.57     | 7.21                    | 21.44     | 10.54                                      | 32.10     |
| Dec.                   | 12.08                                |           | 7.37                                       |           | 15.47   |           | 6.90                    |           | 10.80                                      |           |
| 2020 Jan.              | 12.41                                |           | 7.60                                       |           | 15.69   |           | 7.49                    |           | 10.99                                      |           |
| Feb.                   | 12.33                                | 37.50     | 7.40                                       | 22.40     | 15.18   | 45.64     | 7.45                    | 21.44     | 10.69                                      | 30.18     |
| Mar.                   | 12.76                                |           | 7.40                                       |           | 14.77   |           | 6.50                    |           | 8.50                                       |           |
| Apr.                   | 12.06                                |           | 6.20                                       |           | 13.37   |           | 5.28                    |           | 3.46                                       |           |
| May                    | 11.91                                | 36.19     | 5.61                                       | 17.63     | 14.08   | 42.31     | 5.61                    | 17.18     | 5.43                                       | 17.59     |
| June                   | 12.22                                |           | 5.82                                       |           | 14.86   |           | 6.29                    |           | 8.70                                       |           |
| July                   | 10.80                                |           | 6.08                                       |           | 15.16   |           | 6.56                    |           | 9.37                                       |           |
| Aug.                   | 11.60                                | 34.26     | 6.67                                       | 19.62     | 15.55   | 45.91     | 6.64                    | 19.97     | 11.53                                      | 31.74     |
| Sep.                   | 11.86                                |           | 6.87                                       |           | 15.20   |           | 6.77                    |           | 10.84                                      |           |
| Oct.                   | 12.12                                |           | 7.19                                       |           | 15.57   |           | 6.75                    |           | 10.72                                      |           |
| Nov.                   | 11.88                                | 36.53     | 7.63                                       | 22.43     | 16.60   | 48.96     | 7.19                    | 21.26     | 11.64                                      | 33.08     |
| Dec.                   | 12.53                                |           | 7.61                                       |           | 16.79   |           | 7.32                    |           | 10.72                                      |           |
| 2021 Jan.              | 11.42                                |           | 8.01                                       |           | 16.83   |           | 7.10                    |           | 9.80                                       |           |
| Feb.                   | 11.93                                | 36.89     | 8.24                                       | 24.68     | 16.91   | 51.31     | 7.32                    | 22.14     | 9.78                                       | 30.16     |
| Mar.                   | 13.54                                |           | 8.43                                       |           | 17.57   |           | 7.72                    |           | 10.58                                      |           |
| Apr.                   | 14.18                                |           | 8.90                                       |           | 17.39   |           | 7.44                    |           | 10.15                                      |           |
| May                    | 15.37                                | 44.37     | 9.37                                       | 27.55     | 17.72   | 52.49     | 7.57                    | 22.74     | 8.99                                       | 28.27     |
| June                   | 14.82                                |           | 9.28                                       |           | 17.38   |           | 7.73                    |           | 9.13                                       |           |
| July                   | 13.23                                |           | 9.33                                       |           | 17.29   |           | 7.70                    |           | 9.28                                       |           |
| Aug.                   | 13.70                                | 40.42     | 9.98                                       | 28.96     | 17.37   | 52.04     | 7.65                    | 23.04     | 8.10                                       | 25.90     |
| Sep.                   | 13.49                                |           | 9.65                                       |           | 17.38   |           | 7.69                    |           | 8.52                                       |           |
| Oct.                   | 14.97                                |           | 9.94                                       |           | 17.55   |           | 7.79                    |           | 8.99                                       |           |
| Nov.                   | 15.26                                | 45.59     | 10.10                                      | 30.64     | 18.45   | 55.45     | 7.93                    | 23.84     | 10.16                                      | 29.54     |
| Dec.                   | 15.36                                |           | 10.60                                      |           | 19.45   |           | 8.12                    |           | 10.39                                      |           |
| 2022 Jan. <sup>1</sup> | 15.09                                |           | 10.70                                      |           | 18.53   |           | 8.04                    |           | 9.86                                       |           |
| Feb.                   | 18.11                                | 50.81     | 11.19                                      | 34.08     | 19.46   | 57.52     | 8.18                    | 24.33     | 10.72                                      | 30.04     |
| Mar.                   | 17.61                                |           | 12.19                                      |           | 19.53   |           | 8.11                    |           | 9.46                                       |           |
| Apr.                   | 21.51                                |           | 11.59                                      |           | 20.23   |           | 8.38                    |           | 10.15                                      |           |
| May                    | 22.61                                | 63.61     | 11.88                                      | 35.26     | 20.48   | 62.49     | 8.71                    | 25.79     | 10.68                                      | 31.71     |
| June                   | 19.49                                |           | 11.79                                      |           | 21.78   |           | 8.70                    |           | 10.88                                      |           |
| July                   | 18.01                                |           | 11.53                                      |           | 21.48   |           | 8.53                    |           | 10.53                                      |           |
| Aug.                   | 18.86                                | 56.73     | 11.67                                      | 34.89     | 22.34   | 65.66     | 9.00                    | 26.71     | 11.16                                      | 33.81     |
| Sep.                   | 19.86                                |           | 11.69                                      |           | 21.84   |           | 9.18                    |           | 12.12                                      |           |
| Oct.                   | 18.27                                |           | 12.14                                      |           | 23.31   |           | 9.54                    |           | 12.20                                      |           |
| Nov.                   | 16.54                                | ...       | 11.65                                      | ...       | 22.17   | ...       | 9.66                    | ...       | 12.70                                      | ...       |

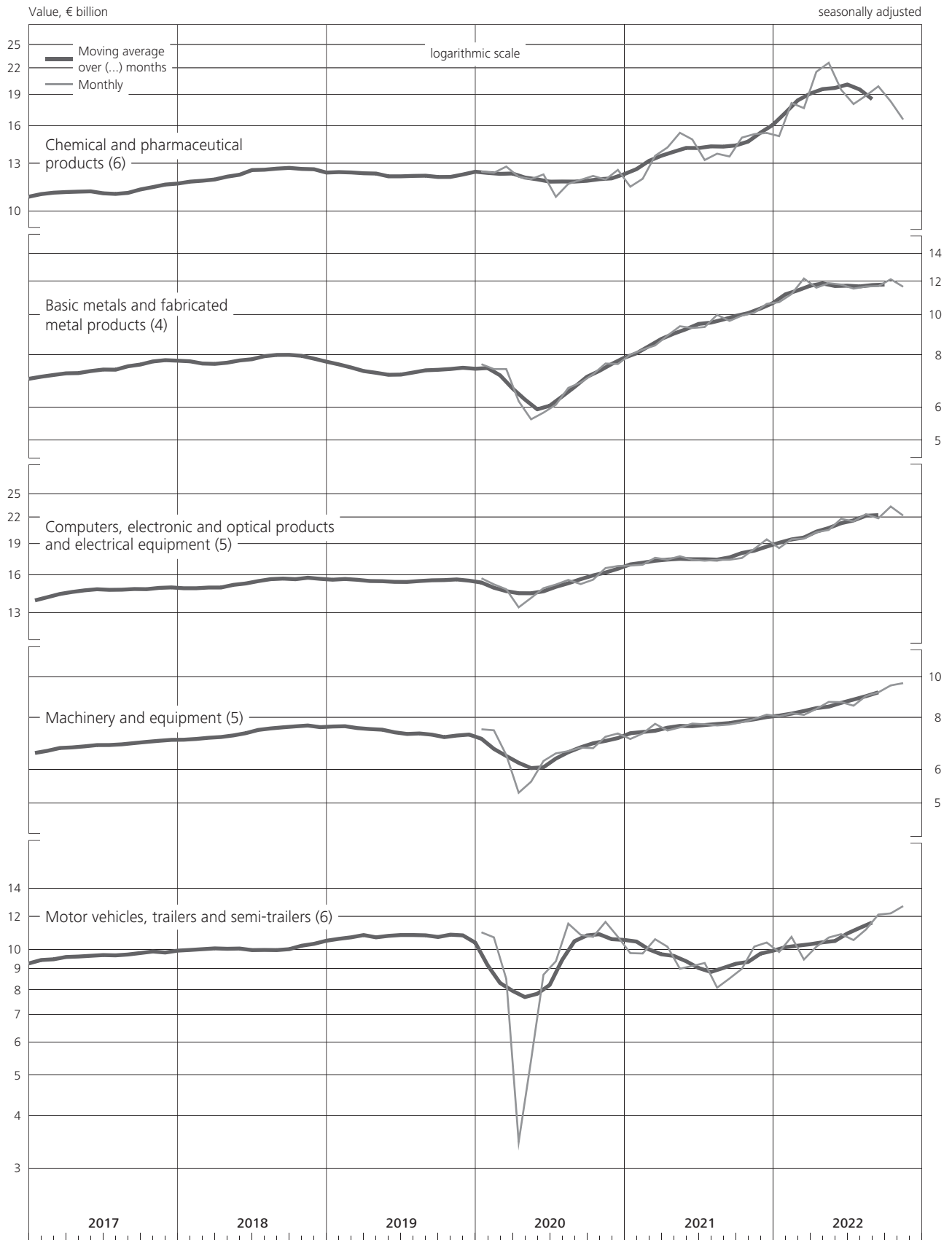
Sources of the unadjusted figures: Federal Statistical Office, Bundesbank calculations on the basis of data provided by the Federal Statistical Office. \* See explanatory notes, section on classifications; as of January 2010 figures include additional estimates for

transactions which failed or do not have to be reported. <sup>1</sup> Figures as of January 2022 provisional and partially revised.

V. External sector

3. Imports

c) Imports, by selected branches of industry



## Explanatory notes

### Seasonal adjustment

The Deutsche Bundesbank's purpose in seasonally adjusting time series is to filter out the usual seasonal fluctuations within the movements of the time series under review. "Usual seasonal fluctuations" are those movements which recur with similar intensity in the same season each year and which, on the basis of past movements of the time series in question, can, under normal circumstances, be expected to recur. Thus, fluctuations due to exceptionally strong or weak seasonal influences (for example, extreme weather conditions or atypical holiday constellations) will continue to be visible in the seasonally adjusted series to the extent that they exceed, or fall short of, the normal seasonal average. In general, other random disruptions and unusual movements that are readily understandable in economic terms (for example, the consequences of economic policy, large-scale orders or strikes) are also not eliminated.

Seasonal adjustment also includes the elimination of working-day variations insofar as influences deriving from differences in the number of working days or the dates of particular days (e.g. public holidays, weekday on the last day of the month in the case of stock series) can be demonstrated and quantified.

For the most part, seasonal adjustment is based on the Census X-13ARIMA-SEATS method, as implemented in the seasonal adjustment software JDemetra+, version 2.2.2. Some time series are seasonally adjusted with the Census X-12-ARIMA method, version 0.2.8, but will be successively migrated to JDemetra+. This is not impairing the analysis of current economic developments. As a rule, the breakdown of time series is based on a multiplicative model. Time series adjusted using the additive approach are marked with an (A).

Discrepancies between the aggregated series and their components are due to the fact that some of the seasonally adjusted aggregates are estimated directly and not derived from seasonally adjusted components. To show the cyclical trend more clearly, the charts give, as a rule, the seasonally adjusted monthly figures as well as moving averages derived from them; the number of values included in the calculation is given in brackets beside the respective curve.

For details of the Census method as well as on seasonal and calendar adjustment please refer to:

Julius Shiskin, Allan Young and John Musgrave, The X-11 Variant of the Census Method II, Seasonal Adjustment Program, Technical Paper No. 15, US Department of Commerce, Bureau of the Census, US Government Printing Office, Washington D.C., 1967.

Deutsche Bundesbank, Seasonal adjustment by the Census Method, Monthly Report, March 1970, pp. 37-41.

Deutsche Bundesbank, Seasonal adjustment as a tool for analysing economic activity, Monthly Report, October 1987, pp. 30-39.

Deutsche Bundesbank, Data, adjusted for seasonal and working-day variations, on the expenditure components of GNP, Monthly Report, April 1991, pp. 35-40.

Deutsche Bundesbank, Results of the national accounts for Germany as a whole, Monthly Report, October 1995, pp. 45-57.

David F. Findley, Brian C. Monsell, William R. Bell, Mark C. Otto and Bor-Chung Chen, New Capabilities and Methods of the X-12-ARIMA Seasonal Adjustment Program, Journal of Business & Economic Statistics, Vol. 16, April 1998, pp. 127-177.

Deutsche Bundesbank, The changeover from the seasonal adjustment method Census X-11 to Census X-12-ARIMA, Monthly Report, September 1999, pp. 39-50.

Robert Kirchner, Auswirkungen des neuen Saisonbereinigungsverfahrens Census X-12-ARIMA auf die aktuelle Wirtschaftsanalyse in Deutschland, Discussion Paper 7/99, Economic Research Group of the Deutsche Bundesbank, December 1999.

Bureau of the Census, X-12-ARIMA Reference Manual, Version 0.2.8., Washington D.C., 17 January 2001.

Deutsche Bundesbank, Calendar effects on economic activity, Monthly Report, December 2012, pp. 51-60.

## ■ Classifications

Directive ECB/2001/13 and the Deutsche Bundesbank's Special Statistical Publication 1 – Banking statistics guidelines and customer classification form the basis for the harmonised balance sheet data from monetary financial institutions (MFIs) in Tables I.

The data in the national accounts (Tables II) are based on the European System of Accounts (ESA 2010).

The classification of further economic indicators (Tables III.1 to III.4 and III.6) is based on the Classification of Economic Activities, 2008 edition (WZ 2008). This is the national implementation and breakdown of the European classification NACE Rev. 2 which contains the aggregated sections down to the disaggregated level for the classes (four-digit codes) (Regulation (EC) No 1893/2006). The main industrial groupings are defined in Regulation (EC) No 656/2007. The item "Industry" has been added and is defined as an aggregate of producers of intermediate, capital and consumer goods. Energy and industry have been merged to form the item "Mining and quarrying, manufacturing and electricity, gas, steam and air conditioning supply" (WZ 2008 sections B, C and D). The production sector also includes the areas "Water supply; sewerage, waste management and remediation activities" as well as "Construction" (WZ 2008 sections E and F). However, section E and item 41.1 in section F are not included in the production index for the production sector. The statistics for industrial new orders include data for the following sections of WZ 2008: 13, 14, 17, 20, 21 and 24 to 30. These economic activities account for just about 75% of industrial sales from 2010. Statistics regarding building permits granted for structural engineering work (Table III.2.h) are regulated by the Act on Construction Statistics (Hochbaustatistikgesetz). The national term "Main construction industry" (Tables III.1.a, III.1.e, III.2.f and III.2.g) includes WZ 2008 items 41.2, 42, 43.1 and 43.9. The results for this area are listed by building type and contracting party.

An overview of the definitions used in the labour market statistics (Table III.5) can be found in the glossary for statistical reporting at the back of the Federal Employment Agency's monthly publication "Amtliche Nachrichten der Bundesagentur für Arbeit". All persons who have reached the age of 15 but have not yet reached the age of 65 and who are without employment or only with short-time employment (less than 15 hours per week) and seeking an employment of at least 15 hours per week subject to compulsory insurance are counted as unemployed. They must be registered as unemployed at an employment

agency or at a basic allowance institution and be available for employment services and not be unfit for work owing to sickness.

The balance of payments statistics are based on the sixth edition of the IMF's Balance of Payments Manual (BPM6) (see Deutsche Bundesbank, Changes in the Methodology and Classifications of the Balance of Payments and the International Investment Position, June 2014, pp. 57-68). Up to December 2008, the categorisation of groups of goods in Tables V.2.b, V.3.b and V.3.c follows the Product Classification for Production Statistics, 2002 edition (Güterverzeichnis für Produktionsstatistiken, GP 2002). Since the changeover in foreign trade statistics, the categorisation of groups of goods has been based on the Product Classification for Production Statistics, 2009 edition (GP 2009). The allocation of groups of goods from GP 2002 to main industrial groupings is carried out pursuant to Regulation (EC) No 586/2001. For GP 2009, this classification is based on Regulation (EC) No 656/2007.

## ■ Data in the national accounts at previous-year prices and contributions to growth

Chain-linked Laspeyres indices (annual overlap) are at the centre of the report on the quarterly data at previous-year prices. This method evaluates the quarterly volume data of any given year at the average prices of the previous year and expresses them in terms of the quarterly average of the nominal values of the previous year. This ratio is then chain-linked with the successively chain-linked annual average ratios. The resulting time series for the volumes may contain statistically-related breaks from the fourth quarter of one year to the first quarter of the following year. The smaller the relative price change from year to year and the less the volume structure in the fourth quarter of the previous year deviates from that of the entire previous year, the smaller such breaks arising from the change of the price basis are. Within a year, however, the volume series do not experience any breaks. In addition, the method ensures that the annual average of the seasonally and calendar-adjusted indices is equal to the average of the only calendar adjusted series and that the annual average of the only seasonally adjusted results is equal to the average of the unadjusted values (except for rounding differences).

Balancing items for which a change in the plus or minus sign is possible (e.g. changes in inventories and net exports) cannot be meaningfully expressed as chain-linked

indices. Even so, in order to ascertain their importance for economic dynamics, mechanical contributions to growth are identified. For example, the mechanical contribution of net exports to growth is the difference between the actual rate of growth of GDP and that which one would obtain if, under otherwise equal conditions, both imports and exports had remained constant vis-à-vis the comparable period. Owing to the statistical break from the fourth quarter of one year to the first quarter of the following year, the sum of the contributions to growth of the components of GDP at previous-year prices for this period is not necessarily equal to the rate of change in real GDP. The additivity of the contributions to growth within one calendar year, however, is assured (except for rounding differences).

## Adjustment for changes in the basis of consolidation and in the reporting sample in the consolidated financial statement statistics

In the biannual consolidated financial statement statistics of non-financial groups of enterprises listed in Germany, not only absolute and percentage revenue and profitability ratios are made available, but also rates of change adjusted for changes in the basis of consolidation and in the reporting sample. The method used is similar to the annual overlap method applied in biannual revenue and

profitability figures are calculated based on the basis of consolidation and on the reporting sample both being kept constant over the entire calendar year and are compared with the respective biannual average of the previous year defined in the same way.

The information on the quantitative impact of changes in the basis of consolidation is taken from the annexes of the consolidated financial statements. This cannot be used as a basis for constructing reliably collected multi-year adjusted time series. Rather, there are overlaps in the data from year to year for any two given bases of consolidation, which are chain-linked to form one statistical time series. Furthermore, financial statements are generally unavailable for the second half of the year and these are therefore estimated by deducting the figures of the first half-year from the annual figures (additivity).

As searching the annexes to find the relevant information about changes in the basis of consolidation is a resource-intensive process, the figures are adjusted only for large groups. See also Deutsche Bundesbank, Statistical adjustment for changes in the basis of consolidation and in the reporting sample in the consolidated financial statement statistics, Monthly Report, July 2014, pp. 56-57.

## Sources of unadjusted figures

The source of the unadjusted figures of the seasonally adjusted time series is the Deutsche Bundesbank, unless stated otherwise in the tables.