



# Seasonally adjusted business statistics May 2021

Statistical Series

Deutsche Bundesbank  
Wilhelm-Epstein-Straße 14  
60431 Frankfurt am Main  
Germany

Postfach 10 06 02  
60006 Frankfurt am Main  
Germany

Tel.: +49 (0)69 9566 3512  
Email: [www.bundesbank.de/contact](http://www.bundesbank.de/contact)

Information pursuant to Section 5 of the German Tele-  
media Act (Telemediengesetz) can be found at:  
[www.bundesbank.de/imprint](http://www.bundesbank.de/imprint)

Reproduction permitted only if source is stated.

ISSN 2699-9196

Finalized on 21 May 2021.

This Statistical Series is released once a month and pub-  
lished on the basis of Section 18 of the Bundesbank Act  
(*Gesetz über die Deutsche Bundesbank*).

To be informed when new issues of this Statistical Series  
are published, subscribe to the newsletter at:  
[www.bundesbank.de/statistik-newsletter\\_en](http://www.bundesbank.de/statistik-newsletter_en)

Up-to-date information and time series are also available  
online at:  
[www.bundesbank.de/content/821976](http://www.bundesbank.de/content/821976)  
[www.bundesbank.de/timeseries](http://www.bundesbank.de/timeseries)

Further statistics compiled by the Deutsche Bundesbank  
can also be accessed at the Bundesbank web pages.

A publication schedule for selected statistics can be viewed  
on the following page:  
[www.bundesbank.de/statisticalcalender](http://www.bundesbank.de/statisticalcalender)

# Contents

## I. Banks and other financial institutions

|  |    |
|--|----|
| 1. German contribution to monetary aggregates in the euro area   |    |
| a) German contribution to the monetary aggregate M3 and its components in the euro area .....                              | 6  |
| b) German contribution to important counterparts of the monetary aggregate M3 in the euro area .....                       | 8  |
| 2. Deposits and loans in Germany   |    |
| a) Loans of monetary financial institutions (excluding the Bundesbank) in Germany<br>to the domestic private sector .....  | 10 |
| b) Deposits held with monetary financial institutions (excluding the Bundesbank) in Germany<br>by domestic non-banks ..... | 12 |

## II. Macroeconomic accounting systems

|  |    |
|--|----|
| 1. GDP and gross value added of selected economic sectors .....  | 14 |
| 2. GDP expenditure components at previous-year prices .....      | 16 |
| 3. GDP expenditure components at current prices .....            | 18 |
| 4. National income .....   | 20 |
| 5. Households' income .....                                      | 22 |
| 6. Productivity and labour costs in the economy as a whole ..... | 24 |
| 7. Unit labour costs in selected economic sectors .....          | 26 |

## III. Economic activity and prices

|  |    |
|--|----|
| 1. Output  |    |
| a) Output in the production sector – general survey .....                        | 28 |
| b) Output in industry, by main grouping .....                                    | 30 |
| c) Output in selected branches of industry .....                                 | 32 |
| d) Productivity and labour costs in industry .....                               | 34 |
| e) Employment, labour costs and turnover in the main construction industry ..... | 36 |
| 2. Orders received   |    |
| a) Orders received by industry, by main grouping .....                           | 38 |
| b) Orders received by industry from the domestic market .....                    | 40 |
| c) Orders received by industry from abroad .....                                 | 42 |
| d) Orders received by selected branches of industry – value .....                | 44 |
| e) Orders received by selected branches of industry – volume .....               | 46 |
| f) Orders received by main construction industry – value .....                   | 48 |
| g) Orders received by main construction industry – volume .....                  | 50 |
| h) Building permits granted for structural engineering work .....                | 52 |
| 3. Stock of orders   |    |
| a) Stock of orders by industry, by main grouping .....                           | 54 |
| b) Stock of orders by industry from the domestic market .....                    | 56 |
| c) Stock of orders by industry from abroad .....                                 | 58 |
| d) Stock of orders by selected branches of industry – value .....                | 60 |
| e) Stock of orders by selected branches of industry – volume .....               | 62 |

|   |    |
|---|----|
| 4. Turnover   |    |
| a) Turnover of industry, by main grouping – total and domestic..... | 64 |
| b) Turnover of industry, by main grouping – exports.....            | 66 |
| c) Retail turnover.....   | 68 |
| d) Turnover and employed persons in services.....                   | 70 |
| 5. Employment and labour market.....                                | 72 |
| 6. Labour costs.....  | 74 |
| 7. Producer and consumer prices                                     |    |
| a) Producer and harmonised index of consumer prices.....            | 76 |
| b) Consumer price index (national concept).....                     | 78 |
| 8. Foreign trade prices.....  | 80 |

## ■ IV. Corporate financial statements

|  |    |
|--|----|
| 1. Revenues and operating income of listed non-financial groups..... | 82 |
|--|----|

## ■ V. External sector

|   |    |
|---|----|
| 1. Current account                                      |    |
| a) Current account.....                                 | 84 |
| b) Exports and imports of goods and its components..... | 86 |
| c) Services and primary income.....                     | 88 |
| 2. Exports  |    |
| a) Exports, by group of countries.....                  | 90 |
| b) Exports, by category of goods.....                   | 92 |
| 3. Imports  |    |
| a) Imports, by group of countries.....                  | 94 |
| b) Imports of industry, by main grouping.....           | 96 |
| c) Imports, by selected branches of industry.....       | 98 |

## ■ Explanatory notes

|  |     |
|--|-----|
| Seasonal adjustment.....   | 100 |
| Classifications.....   | 101 |
| Data in the national accounts at previous-year prices and contributions to growth.....   | 101 |
| Adjustment for changes in the basis of consolidation and in the reporting sample in the consolidated financial statement statistics..... | 102 |
| Sources of unadjusted figures.....   | 102 |

## Interpretation of data

Seasonally adjusted figures are estimated and hence subject to some uncertainty. Therefore, minor changes from one period to another affecting the last digit of the figures in this Series do not necessarily allow conclusions to be drawn as to economically relevant changes. The series are normally accurate enough to enable the reader to infer the mostly rounded rates of change given in the Bundesbank's analyses.

The factors used for seasonal adjustment are recalculated at regular intervals and as required. Revised time series or tables are marked with an (R).

The seasonal adjustment also includes adjustment for working-day variations, insofar as such variations can be proved and quantified (see also the explanatory notes, section on seasonal adjustment).

## Abbreviations and symbols

|            |  |
|------------|--|
| <b>p</b>   | Provisional  |
| <b>r</b>   | Revised  |
| <b>s</b>   | Estimated  |
| <b>ts</b>  | Partly estimated   |
| <b>...</b> | Data available at a later date   |
| <b>.</b>   | Data unknown, not to be published, not meaningful or not informative owing to particular uncertainty relating to the seasonal adjustment |
| <b>0</b>   | Less than 0.5 but more than nil  |
| <b>–</b>   | Nil  |
| <b>A</b>   | Seasonal adjustment using the additive method  |
| <b>R</b>   | Seasonal factors recalculated  |

## I. Banks and other financial institutions

### 1. German contribution to monetary aggregates in the euro area

#### a) German contribution to the monetary aggregate M3 and its components in the euro area

| Period   | seasonally adjusted +                                       |   |                    |   |   |                            | Memo item:<br>Monetary aggregate M3 in the euro area 1,3 |
|--|---|---|--------------------|---|---|----------------------------|--|
|  | of which:   |   | of which:          |   |   | Marketable instruments 1,2 |  |
|  | Monetary aggregate M2 (excluding currency in circulation) 1 | Monetary aggregate M2 (excluding currency in circulation) | Overnight deposits | Deposits with an agreed maturity of up to 2 years | Deposits redeemable at notice of up to 3 months |                            |  |
| <b>Outstanding amounts in € billion 4</b>                              |   |   |                    |   |   |                            |  |
| 2020 Q1  | 3,302.2   | 3,273.9   | 2,456.7            | 282.0   | 535.2   | 28.3                       | 13,482.3   |
| Q2   | 3,351.6   | 3,326.3   | 2,516.6            | 274.4   | 535.4   | 25.4                       | 13,899.2   |
| Q3   | 3,398.9   | 3,376.2   | 2,569.2            | 272.3   | 534.6   | 22.7                       | 14,165.5   |
| Q4   | 3,455.8   | 3,427.2   | 2,630.7            | 262.7   | 533.7   | 28.6                       | 14,524.4   |
| 2021 Q1 P  | 3,536.9   | 3,507.9   | 2,737.1            | 231.7   | 539.1   | 28.9                       | 14,747.7   |
| 2020 Mar.  | 3,302.2   | 3,273.9   | 2,456.7            | 282.0   | 535.2   | 28.3                       | 13,482.3   |
| Apr.   | 3,306.3   | 3,278.8   | 2,464.5            | 279.1   | 535.2   | 27.5                       | 13,630.5   |
| May  | 3,343.3   | 3,316.3   | 2,499.0            | 281.9   | 535.4   | 26.9                       | 13,794.2   |
| June   | 3,351.6   | 3,326.3   | 2,516.6            | 274.4   | 535.4   | 25.4                       | 13,899.2   |
| July   | 3,362.3   | 3,338.6   | 2,524.4            | 279.4   | 534.8   | 23.7                       | 13,972.7   |
| Aug.   | 3,372.2   | 3,349.5   | 2,539.0            | 275.7   | 534.9   | 22.7                       | 14,006.1   |
| Sep.   | 3,398.9   | 3,376.2   | 2,569.2            | 272.3   | 534.6   | 22.7                       | 14,165.5   |
| Oct.   | 3,426.9   | 3,404.4   | 2,594.4            | 275.5   | 534.4   | 22.5                       | 14,240.2   |
| Nov.   | 3,438.7   | 3,410.6   | 2,612.7            | 263.7   | 534.3   | 28.1                       | 14,341.5   |
| Dec.   | 3,455.8   | 3,427.2   | 2,630.7            | 262.7   | 533.7   | 28.6                       | 14,524.4   |
| 2021 Jan.  | 3,482.0   | 3,457.0   | 2,677.8            | 242.9   | 536.3   | 25.1                       | 14,606.7   |
| Feb.   | 3,492.9   | 3,470.5   | 2,698.8            | 234.2   | 537.5   | 22.4                       | 14,665.8   |
| Mar. P   | 3,536.9   | 3,507.9   | 2,737.1            | 231.7   | 539.1   | 28.9                       | 14,747.7   |
| <b>Transactions during period in € billion</b>                         |   |   |                    |   |   |                            |  |
| 2020 Q1  | 105.9   | 109.5   | 116.7              | -1.2  | -6.0  | -3.7                       | 464.4  |
| Q2   | 42.3  | 45.1  | 52.4               | -7.4  | 0.2   | -2.8                       | 416.0  |
| Q3   | 71.7  | 72.9  | 75.0               | -1.5  | -0.6  | -1.2                       | 349.5  |
| Q4   | 58.2  | 56.3  | 67.4               | -10.2   | -0.9  | 1.9                        | 377.8  |
| 2021 Q1 P  | 79.5  | 79.4  | 105.5              | -31.5   | 5.4   | 0.1                        | 208.9  |
| 2020 Mar.  | 98.2  | 101.1   | 106.3              | -3.2  | -1.9  | -2.9                       | 325.4  |
| Apr.   | 3.4   | 4.3   | 7.4                | -3.1  | -0.0  | -0.9                       | 144.0  |
| May  | 30.4  | 30.7  | 27.3               | 3.2   | 0.2   | -0.3                       | 165.0  |
| June   | 8.6   | 10.1  | 17.6               | -7.5  | -0.0  | -1.5                       | 107.1  |
| July   | 35.6  | 35.7  | 30.5               | 5.8   | -0.6  | -0.1                       | 160.5  |
| Aug.   | 10.4  | 11.4  | 14.8               | -3.6  | 0.2   | -1.0                       | 35.6   |
| Sep.   | 25.7  | 25.9  | 29.7               | -3.6  | -0.3  | -0.1                       | 153.4  |
| Oct.   | 26.7  | 26.9  | 25.0               | 2.1   | -0.2  | -0.2                       | 72.5   |
| Nov.   | 13.3  | 11.8  | 23.6               | -11.6   | -0.2  | 1.5                        | 109.8  |
| Dec.   | 18.1  | 17.5  | 18.8               | -0.7  | -0.5  | 0.6                        | 195.6  |
| 2021 Jan.  | 26.5  | 30.1  | 47.5               | -20.0   | 2.5   | -3.6                       | 80.2   |
| Feb.   | 10.7  | 13.4  | 20.9               | -8.7  | 1.3   | -2.7                       | 58.5   |
| Mar. P   | 42.3  | 35.9  | 37.1               | -2.8  | 1.6   | 6.4                        | 70.2   |
| <b>Period-to-period growth rates of transactions as a percentage 5</b> |   |   |                    |   |   |                            |  |
| 2020 Q1  | 3.3   | 3.5   | 5.0                | -0.4  | -1.1  | -11.4                      | 3.6  |
| Q2   | 1.3   | 1.4   | 2.1                | -2.6  | 0.0   | -9.8                       | 3.1  |
| Q3   | 2.1   | 2.2   | 3.0                | -0.5  | -0.1  | -4.9                       | 2.5  |
| Q4   | 1.7   | 1.7   | 2.6                | -3.7  | -0.2  | 8.0                        | 2.7  |
| 2021 Q1 P  | 2.3   | 2.3   | 4.0                | -12.0   | 1.0   | 0.4                        | 1.4  |
| 2020 Mar.  | 3.1   | 3.2   | 4.5                | -1.1  | -0.4  | -9.4                       | 2.5  |
| Apr.   | 0.1   | 0.1   | 0.3                | -1.1  | -0.0  | -3.2                       | 1.1  |
| May  | 0.9   | 0.9   | 1.1                | 1.2   | 0.0   | -1.2                       | 1.2  |
| June   | 0.3   | 0.3   | 0.7                | -2.7  | -0.0  | -5.7                       | 0.8  |
| July   | 1.1   | 1.1   | 1.2                | 2.1   | -0.1  | -0.3                       | 1.2  |
| Aug.   | 0.3   | 0.3   | 0.6                | -1.3  | 0.0   | -4.2                       | 0.3  |
| Sep.   | 0.8   | 0.8   | 1.2                | -1.3  | -0.0  | -0.5                       | 1.1  |
| Oct.   | 0.8   | 0.8   | 1.0                | 0.8   | -0.0  | -0.8                       | 0.5  |
| Nov.   | 0.4   | 0.3   | 0.9                | -4.2  | -0.0  | 6.6                        | 0.8  |
| Dec.   | 0.5   | 0.5   | 0.7                | -0.3  | -0.1  | 2.1                        | 1.4  |
| 2021 Jan.  | 0.8   | 0.9   | 1.8                | -7.6  | 0.5   | -12.6                      | 0.6  |
| Feb.   | 0.3   | 0.4   | 0.8                | -3.6  | 0.2   | -10.7                      | 0.4  |
| Mar. P   | 1.2   | 1.0   | 1.4                | -1.2  | 0.3   | 28.6                       | 0.5  |

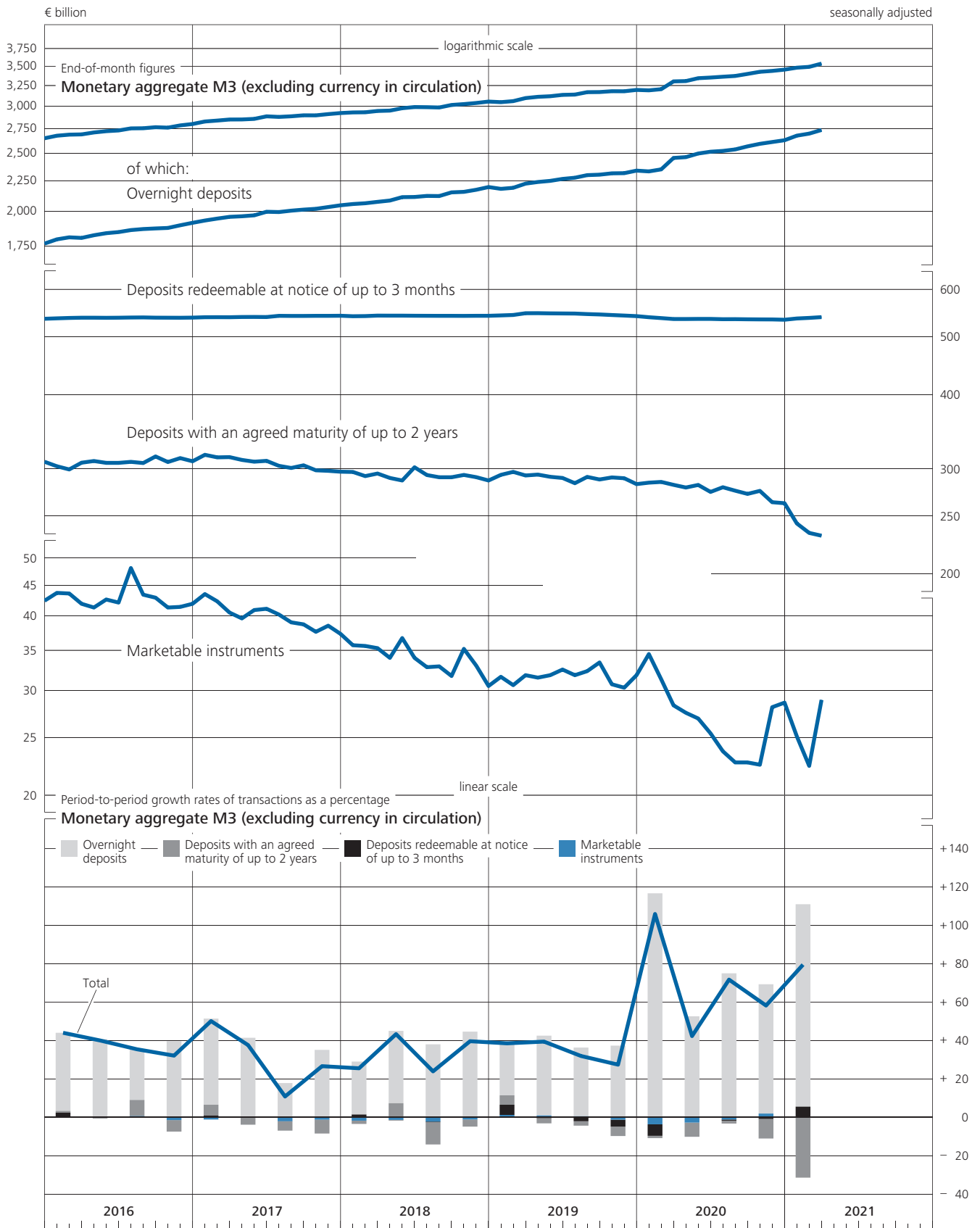
Source of the unadjusted figures for transactions and growth rates: European Central Bank; provisional. + Using Census X-12-ARIMA, 0.2.8. 1 Excluding repos with central counterparties. 2 Repurchase agreements as well as money market fund shares, commercial paper and debt securities issued with a maturity of up to 2 years held by

euro area residents; seasonal adjustment is fraught with considerable uncertainty. 3 Source: European Central Bank. Figures may be revised in light of new information. 4 Outstanding amount at the end of the quarter and month, respectively. 5 Figures calculated on the basis of indices with five decimal places.

I. Banks and other financial institutions

1. German contribution to monetary aggregates in the euro area

a) German contribution to the monetary aggregate M3 and its components in the euro area



## I. Banks and other financial institutions

### 1. German contribution to monetary aggregates in the euro area

#### b) German contribution to important counterparts of the monetary aggregate M3 in the euro area

| Period  | seasonally adjusted +      |   |                              |                                   |   |  |  |
|---|----------------------------|---|------------------------------|-----------------------------------|---|--|--|
|   | Credit, total <sup>1</sup> | of which:   |                              | Monetary capital formation, total | of which:   |  |  |
|   |                            | Credit to enterprises and households <sup>1,2</sup> | Credit to general government |                                   | Deposits with an agreed maturity of over 2 years <sup>3</sup> | Deposits redeemable at notice of over 3 months | Debt securities issued with a maturity of over 2 years |
| <b>Outstanding amounts in € billion <sup>4</sup></b>                              |                            |   |                              |                                   |   |  |  |
| 2020 Q1   | 4,572.1                    | 3,589.5   | 982.6                        | 1,936.7                           | 616.5   | 32.3   | 527.4  |
| Q2  | 4,690.5                    | 3,636.6   | 1,053.9                      | 1,912.0                           | 603.4   | 30.0   | 509.6  |
| Q3  | 4,749.8                    | 3,648.4   | 1,101.4                      | 1,910.5                           | 591.4   | 28.6   | 506.6  |
| Q4  | 4,850.2                    | 3,703.7   | 1,146.5                      | 1,887.9                           | 584.7   | 27.6   | 493.2  |
| 2021 Q1 <sup>P</sup>  | 4,947.2                    | 3,762.6   | 1,184.6                      | 1,869.7                           | 578.7   | 26.4   | 507.6  |
| 2020 Mar.   | 4,572.1                    | 3,589.5   | 982.6                        | 1,936.7                           | 616.5   | 32.3   | 527.4  |
| Apr.  | 4,608.3                    | 3,607.1   | 1,001.2                      | 1,933.9                           | 612.3   | 31.5   | 527.2  |
| May   | 4,661.4                    | 3,634.4   | 1,026.9                      | 1,919.8                           | 610.3   | 31.0   | 518.4  |
| June  | 4,690.5                    | 3,636.6   | 1,053.9                      | 1,912.0                           | 603.4   | 30.0   | 509.6  |
| July  | 4,712.8                    | 3,631.3   | 1,081.4                      | 1,913.2                           | 596.1   | 29.4   | 504.1  |
| Aug.  | 4,723.6                    | 3,642.1   | 1,081.4                      | 1,901.9                           | 594.7   | 28.9   | 500.7  |
| Sep.  | 4,749.8                    | 3,648.4   | 1,101.4                      | 1,910.5                           | 591.4   | 28.6   | 506.6  |
| Oct.  | 4,797.6                    | 3,671.1   | 1,126.5                      | 1,911.4                           | 588.9   | 28.2   | 502.9  |
| Nov.  | 4,825.5                    | 3,682.5   | 1,143.1                      | 1,889.3                           | 586.5   | 27.8   | 497.7  |
| Dec.  | 4,850.2                    | 3,703.7   | 1,146.5                      | 1,887.9                           | 584.7   | 27.6   | 493.2  |
| 2021 Jan.   | 4,871.4                    | 3,712.5   | 1,158.8                      | 1,878.9                           | 583.8   | 27.1   | 489.1  |
| Feb.  | 4,890.2                    | 3,726.5   | 1,163.7                      | 1,860.1                           | 581.6   | 26.8   | 491.0  |
| Mar. <sup>P</sup>   | 4,947.2                    | 3,762.6   | 1,184.6                      | 1,869.7                           | 578.7   | 26.4   | 507.6  |
| <b>Transactions during period in € billion</b>                                    |                            |   |                              |                                   |   |  |  |
| 2020 Q1   | 84.2                       | 60.4  | 23.8                         | -21.2                             | -7.2  | -2.7   | -6.6   |
| Q2  | 112.8                      | 42.6  | 70.2                         | -32.0                             | -12.8   | -2.3   | -11.7  |
| Q3  | 60.2                       | 31.7  | 28.5                         | 1.2                               | -11.8   | -1.4   | 3.7  |
| Q4  | 101.2                      | 55.1  | 46.1                         | -7.3                              | -5.3  | -0.9   | -6.3   |
| 2021 Q1 <sup>P</sup>  | 112.7                      | 61.9  | 50.7                         | -5.0                              | -7.6  | -1.2   | 3.6  |
| 2020 Mar.   | 48.0                       | 30.0  | 18.1                         | -6.2                              | -3.4  | -0.7   | -4.8   |
| Apr.  | 31.9                       | 17.1  | 14.8                         | -21.8                             | -4.2  | -0.8   | -1.8   |
| May   | 51.2                       | 21.7  | 29.5                         | 0.2                               | -1.9  | -0.6   | -3.1   |
| June  | 29.7                       | 3.7   | 25.9                         | -10.4                             | -6.7  | -1.0   | -6.7   |
| July  | 20.9                       | 14.1  | 6.9                          | -2.4                              | -7.1  | -0.6   | 3.0  |
| Aug.  | 16.3                       | 11.4  | 4.9                          | -2.8                              | -1.3  | -0.4   | -2.8   |
| Sep.  | 22.9                       | 6.3   | 16.6                         | 6.5                               | -3.3  | -0.4   | 3.5  |
| Oct.  | 42.7                       | 19.9  | 22.8                         | -2.0                              | -1.4  | -0.3   | -3.8   |
| Nov.  | 32.0                       | 12.9  | 19.0                         | -1.5                              | -2.3  | -0.4   | -1.7   |
| Dec.  | 26.5                       | 22.2  | 4.3                          | -3.7                              | -1.7  | -0.2   | -0.9   |
| 2021 Jan.   | 25.7                       | 11.1  | 14.6                         | -10.4                             | -2.5  | -0.5   | -6.7   |
| Feb.  | 30.0                       | 15.2  | 14.8                         | -0.2                              | -2.2  | -0.3   | -0.2   |
| Mar. <sup>P</sup>   | 56.9                       | 35.7  | 21.2                         | 5.5                               | -3.0  | -0.4   | 10.5   |
| <b>Period-to-period growth rates of transactions as a percentage <sup>5</sup></b> |                            |   |                              |                                   |   |  |  |
| 2020 Q1   | 1.9                        | 1.7   | 2.5                          | -1.1                              | -1.1  | -7.6   | -1.2   |
| Q2  | 2.5                        | 1.2   | 7.1                          | -1.6                              | -2.1  | -7.3   | -2.2   |
| Q3  | 1.3                        | 0.9   | 2.7                          | 0.1                               | -2.0  | -4.7   | 0.7  |
| Q4  | 2.1                        | 1.5   | 4.2                          | -0.4                              | -0.9  | -3.3   | -1.3   |
| 2021 Q1 <sup>P</sup>  | 2.3                        | 1.7   | 4.4                          | -0.3                              | -1.3  | -4.3   | 0.7  |
| 2020 Mar.   | 1.1                        | 0.8   | 1.9                          | -0.3                              | -0.5  | -2.1   | -0.9   |
| Apr.  | 0.7                        | 0.5   | 1.5                          | -1.1                              | -0.7  | -2.4   | -0.3   |
| May   | 1.1                        | 0.6   | 2.9                          | 0.0                               | -0.3  | -1.8   | -0.6   |
| June  | 0.6                        | 0.1   | 2.5                          | -0.5                              | -1.1  | -3.3   | -1.3   |
| July  | 0.4                        | 0.4   | 0.7                          | -0.1                              | -1.2  | -2.0   | 0.6  |
| Aug.  | 0.3                        | 0.3   | 0.5                          | -0.1                              | -0.2  | -1.5   | -0.6   |
| Sep.  | 0.5                        | 0.2   | 1.5                          | 0.3                               | -0.6  | -1.3   | 0.7  |
| Oct.  | 0.9                        | 0.5   | 2.1                          | -0.1                              | -0.2  | -1.2   | -0.8   |
| Nov.  | 0.7                        | 0.4   | 1.7                          | -0.1                              | -0.4  | -1.2   | -0.3   |
| Dec.  | 0.5                        | 0.6   | 0.4                          | -0.2                              | -0.3  | -0.9   | -0.2   |
| 2021 Jan.   | 0.5                        | 0.3   | 1.3                          | -0.6                              | -0.4  | -1.8   | -1.4   |
| Feb.  | 0.6                        | 0.4   | 1.3                          | -0.0                              | -0.4  | -1.1   | -0.0   |
| Mar. <sup>P</sup>   | 1.2                        | 1.0   | 1.8                          | 0.3                               | -0.5  | -1.4   | 2.1  |

Source of the unadjusted figures for transactions and growth rates: European Central Bank; provisional. + Using Census X-12-ARIMA, 0.2.8. <sup>1</sup> Excluding reverse repos with central counterparties. <sup>2</sup> Including non-profit institutions serving households.

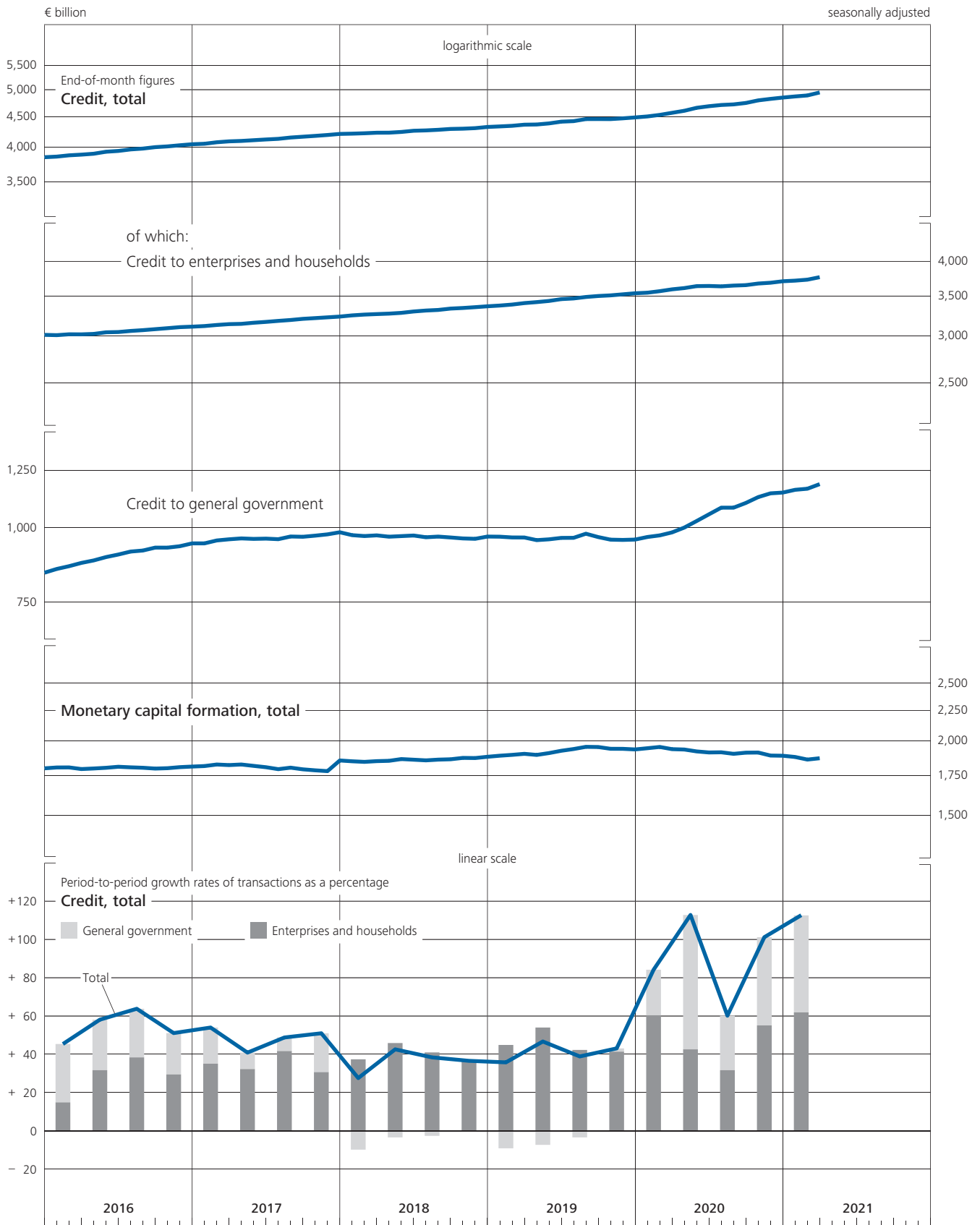
<sup>3</sup> Including deposits with building and loan associations. <sup>4</sup> Outstanding amount at the end of the quarter and month, respectively. <sup>5</sup> Figures calculated on the basis of indices with five decimal places.



I. Banks and other financial institutions

1. German contribution to monetary aggregates in the euro area

b) German contribution to important counterparts of the monetary aggregate M3 in the euro area



## I. Banks and other financial institutions

### 2. Deposits and loans in Germany

#### a) Loans of monetary financial institutions (excluding the Bundesbank) in Germany to the domestic private sector \*

seasonally adjusted +

| Period   | of which: |                          |   |                                  |                            |                        |                          |              |              |                   |                           |             |
|--|-----------|--------------------------|---|----------------------------------|----------------------------|------------------------|--------------------------|--------------|--------------|-------------------|---------------------------|-------------|
|  | Total 1   | Financial corporations 1 | of which:                                 |                                  | Non-financial corporations | Breakdown by maturity: |                          |              | Households 2 | Breakdown by use: |                           |             |
|  |           |                          | Insurance corporations and pensions funds | Other financial intermediaries 1 |                            | Up to 1 year           | Over 1 and up to 5 years | Over 5 years |              | Consumer credit   | Loans for house purchases | Other loans |
| <b>Outstanding amounts in € billion 3</b>                              |           |                          |   |                                  |                            |                        |                          |              |              |                   |                           |             |
| 2020 Q1  | 2,919.6   | 162.9                    | 4.9                                       | 158.1                            | 983.6                      | 170.0                  | 142.1                    | 671.5        | 1,773.1      | 204.1             | 1,313.9                   | 255.1       |
| Q2   | 2,948.7   | 164.5                    | 4.0                                       | 160.5                            | 998.5                      | 159.7                  | 148.2                    | 690.7        | 1,785.7      | 199.2             | 1,332.3                   | 254.2       |
| Q3   | 2,968.1   | 162.8                    | 3.7                                       | 159.1                            | 996.5                      | 150.3                  | 149.5                    | 696.7        | 1,808.9      | 199.9             | 1,354.0                   | 255.0       |
| Q4   | 3,000.4   | 164.9                    | 3.9                                       | 161.1                            | 1,002.6                    | 145.5                  | 149.1                    | 708.0        | 1,833.0      | 198.9             | 1,377.9                   | 256.2       |
| 2021 Q1 P  | 3,041.2   | 167.9                    | 3.9                                       | 164.0                            | 1,019.8                    | 150.4                  | 154.6                    | 714.9        | 1,853.5      | 196.2             | 1,401.3                   | 256.0       |
| 2020 Mar.  | 2,919.6   | 162.9                    | 4.9                                       | 158.1                            | 983.6                      | 170.0                  | 142.1                    | 671.5        | 1,773.1      | 204.1             | 1,313.9                   | 255.1       |
| Apr.   | 2,931.0   | 163.7                    | 4.1                                       | 159.5                            | 990.8                      | 170.9                  | 144.3                    | 675.6        | 1,776.5      | 200.8             | 1,321.2                   | 254.5       |
| May  | 2,947.6   | 166.2                    | 3.8                                       | 162.4                            | 998.3                      | 168.4                  | 147.4                    | 682.5        | 1,783.1      | 199.8             | 1,328.5                   | 254.8       |
| June   | 2,948.7   | 164.5                    | 4.0                                       | 160.5                            | 998.5                      | 159.7                  | 148.2                    | 690.7        | 1,785.7      | 199.2             | 1,332.3                   | 254.2       |
| July   | 2,958.3   | 164.6                    | 4.3                                       | 160.3                            | 999.5                      | 158.6                  | 149.0                    | 692.0        | 1,794.2      | 199.3             | 1,340.1                   | 254.8       |
| Aug.   | 2,967.0   | 163.6                    | 3.9                                       | 159.7                            | 1,007.6                    | 157.5                  | 149.7                    | 700.4        | 1,795.8      | 199.6             | 1,341.9                   | 254.4       |
| Sep.   | 2,968.1   | 162.8                    | 3.7                                       | 159.1                            | 996.5                      | 150.3                  | 149.5                    | 696.7        | 1,808.9      | 199.9             | 1,354.0                   | 255.0       |
| Oct.   | 2,981.5   | 163.4                    | 3.7                                       | 159.7                            | 1,001.1                    | 150.8                  | 149.9                    | 700.4        | 1,817.0      | 199.7             | 1,361.3                   | 256.0       |
| Nov.   | 2,986.9   | 165.3                    | 3.7                                       | 161.6                            | 997.9                      | 146.2                  | 148.7                    | 702.9        | 1,823.8      | 199.6             | 1,368.3                   | 255.9       |
| Dec.   | 3,000.4   | 164.9                    | 3.9                                       | 161.1                            | 1,002.6                    | 145.5                  | 149.1                    | 708.0        | 1,833.0      | 198.9             | 1,377.9                   | 256.2       |
| 2021 Jan.  | 3,007.6   | 167.8                    | 4.1                                       | 163.8                            | 1,001.1                    | 142.5                  | 147.9                    | 710.6        | 1,838.7      | 196.3             | 1,386.2                   | 256.2       |
| Feb.   | 3,017.8   | 167.3                    | 4.0                                       | 163.3                            | 1,005.3                    | 142.6                  | 150.0                    | 712.6        | 1,845.2      | 195.6             | 1,393.2                   | 256.4       |
| Mar. P   | 3,041.2   | 167.9                    | 3.9                                       | 164.0                            | 1,019.8                    | 150.4                  | 154.6                    | 714.9        | 1,853.5      | 196.2             | 1,401.3                   | 256.0       |
| <b>Transactions during period in € billion</b>                         |           |                          |   |                                  |                            |                        |                          |              |              |                   |                           |             |
| 2020 Q1  | 45.9      | 6.2                      | 1.1                                       | 5.1                              | 19.2                       | -8.0                   | 4.0                      | 7.2          | 20.5         | 0.4               | 20.1                      | -0.0        |
| Q2   | 27.3      | -0.5                     | -0.9                                      | 0.4                              | 12.8                       | -10.2                  | 5.8                      | 17.3         | 15.0         | -3.8              | 18.8                      | -0.0        |
| Q3   | 21.7      | -0.0                     | -0.3                                      | 0.3                              | -0.6                       | -9.8                   | 1.6                      | 7.6          | 22.3         | 1.1               | 21.1                      | 0.2         |
| Q4   | 34.0      | 3.7                      | 0.2                                       | 3.5                              | 5.7                        | -5.1                   | -0.4                     | 11.2         | 24.7         | -0.3              | 24.3                      | 0.6         |
| 2021 Q1 P  | 38.7      | 2.2                      | 0.1                                       | 2.2                              | 16.3                       | 4.7                    | 4.9                      | 6.7          | 20.2         | -2.0              | 23.6                      | -1.3        |
| 2020 Mar.  | 27.4      | 3.2                      | 0.5                                       | 2.6                              | 19.2                       | 14.5                   | 2.4                      | 2.3          | 5.0          | -0.3              | 5.5                       | -0.2        |
| Apr.   | 10.8      | 0.2                      | -0.7                                      | 0.9                              | 7.1                        | 1.0                    | 2.0                      | 4.0          | 3.6          | -3.2              | 7.3                       | -0.6        |
| May  | 14.0      | 0.4                      | -0.3                                      | 0.8                              | 7.0                        | -2.6                   | 3.0                      | 6.6          | 6.6          | -0.9              | 7.1                       | 0.4         |
| June   | 2.5       | -1.1                     | 0.2                                       | -1.3                             | -1.2                       | -1.1                   | 0.8                      | 6.7          | 4.8          | 0.3               | 4.4                       | 0.1         |
| July   | 12.1      | 2.2                      | 0.3                                       | 1.9                              | 1.2                        | -2.7                   | 0.7                      | 3.2          | 8.7          | 0.4               | 7.8                       | 0.5         |
| Aug.   | 8.6       | -0.9                     | -0.4                                      | -0.4                             | 3.0                        | 0.2                    | 0.4                      | 2.4          | 6.5          | 0.5               | 6.2                       | -0.2        |
| Sep.   | 1.0       | -1.4                     | -0.2                                      | -1.2                             | -4.8                       | -7.3                   | 0.6                      | 2.0          | 7.1          | 0.2               | 7.1                       | -0.1        |
| Oct.   | 14.5      | 1.7                      | 0.0                                       | 1.6                              | 4.2                        | 0.4                    | 0.4                      | 3.4          | 8.6          | 0.1               | 8.1                       | 0.3         |
| Nov.   | 5.9       | 2.1                      | 0.0                                       | 2.0                              | -3.0                       | -4.6                   | -1.0                     | 2.6          | 6.9          | 0.1               | 6.8                       | -0.1        |
| Dec.   | 13.6      | -0.1                     | 0.1                                       | -0.2                             | 4.4                        | -0.9                   | 0.2                      | 5.2          | 9.2          | -0.5              | 9.4                       | 0.3         |
| 2021 Jan.  | 6.9       | 2.7                      | 0.2                                       | 2.5                              | -1.7                       | -3.0                   | -1.4                     | 2.8          | 5.9          | -2.1              | 8.4                       | -0.5        |
| Feb.   | 9.5       | -0.7                     | -0.0                                      | -0.7                             | 3.9                        | -0.0                   | 2.0                      | 2.0          | 6.3          | -0.7              | 7.1                       | -0.1        |
| Mar. P   | 22.3      | 0.2                      | -0.1                                      | 0.4                              | 14.0                       | 7.7                    | 4.4                      | 2.0          | 8.1          | 0.7               | 8.1                       | -0.7        |
| <b>Period-to-period growth rates of transactions as a percentage 4</b> |           |                          |   |                                  |                            |                        |                          |              |              |                   |                           |             |
| 2020 Q1  | 1.6       | 4.0                      | 30.1                                      | 3.3                              | 2.0                        | 4.9                    | 2.9                      | 1.1          | 1.2          | 0.2               | 1.6                       | -0.0        |
| Q2   | 0.9       | -0.3                     | -17.9                                     | 0.2                              | 1.3                        | -6.0                   | 4.1                      | 2.6          | 0.8          | -1.8              | 1.4                       | -0.0        |
| Q3   | 0.7       | -0.0                     | -7.1                                      | 0.2                              | -0.1                       | -6.2                   | 1.1                      | 1.1          | 1.3          | 0.5               | 1.6                       | 0.1         |
| Q4   | 1.1       | 2.3                      | 5.3                                       | 2.2                              | 0.6                        | -3.4                   | -0.3                     | 1.6          | 1.4          | -0.1              | 1.8                       | 0.2         |
| 2021 Q1 P  | 1.3       | 1.4                      | 1.5                                       | 1.4                              | 1.6                        | 3.2                    | 3.3                      | 0.9          | 1.1          | -1.0              | 1.7                       | -0.5        |
| 2020 Mar.  | 0.9       | 2.0                      | 12.1                                      | 1.7                              | 2.0                        | 9.4                    | 1.7                      | 0.3          | 0.3          | -0.1              | 0.4                       | -0.1        |
| Apr.   | 0.4       | 0.1                      | -14.9                                     | 0.6                              | 0.7                        | 0.6                    | 1.4                      | 0.6          | 0.2          | -1.6              | 0.6                       | -0.2        |
| May  | 0.5       | 0.3                      | -7.8                                      | 0.5                              | 0.7                        | -1.5                   | 2.1                      | 1.0          | 0.4          | -0.4              | 0.5                       | 0.2         |
| June   | 0.1       | -0.7                     | 4.6                                       | -0.8                             | -0.1                       | -5.2                   | 0.5                      | 1.0          | 0.3          | 0.2               | 0.3                       | 0.0         |
| July   | 0.4       | 1.4                      | 8.0                                       | 1.2                              | 0.1                        | -1.7                   | 0.4                      | 0.5          | 0.5          | 0.2               | 0.6                       | 0.2         |
| Aug.   | 0.3       | -0.5                     | -10.2                                     | -0.3                             | 0.3                        | 0.1                    | 0.3                      | 0.3          | 0.4          | 0.3               | 0.5                       | -0.1        |
| Sep.   | 0.0       | -0.8                     | -4.3                                      | -0.7                             | -0.5                       | -4.6                   | 0.4                      | 0.3          | 0.4          | 0.1               | 0.5                       | -0.0        |
| Oct.   | 0.5       | 1.0                      | 1.0                                       | 1.0                              | 0.4                        | 0.3                    | 0.3                      | 0.5          | 0.5          | 0.1               | 0.6                       | 0.1         |
| Nov.   | 0.2       | 1.3                      | 1.1                                       | 1.3                              | -0.3                       | -3.0                   | -0.7                     | 0.4          | 0.4          | 0.1               | 0.5                       | -0.0        |
| Dec.   | 0.5       | -0.0                     | 3.2                                       | -0.1                             | 0.4                        | -0.6                   | 0.1                      | 0.7          | 0.5          | -0.3              | 0.7                       | 0.1         |
| 2021 Jan.  | 0.2       | 1.7                      | 6.1                                       | 1.5                              | -0.2                       | -2.1                   | -1.0                     | 0.4          | 0.3          | -1.0              | 0.6                       | -0.2        |
| Feb.   | 0.3       | -0.4                     | -1.0                                      | -0.4                             | 0.4                        | -0.0                   | 1.3                      | 0.3          | 0.3          | -0.3              | 0.5                       | -0.0        |
| Mar. P   | 0.7       | 0.1                      | -3.4                                      | 0.2                              | 1.4                        | 5.4                    | 2.9                      | 0.3          | 0.4          | 0.4               | 0.6                       | -0.3        |

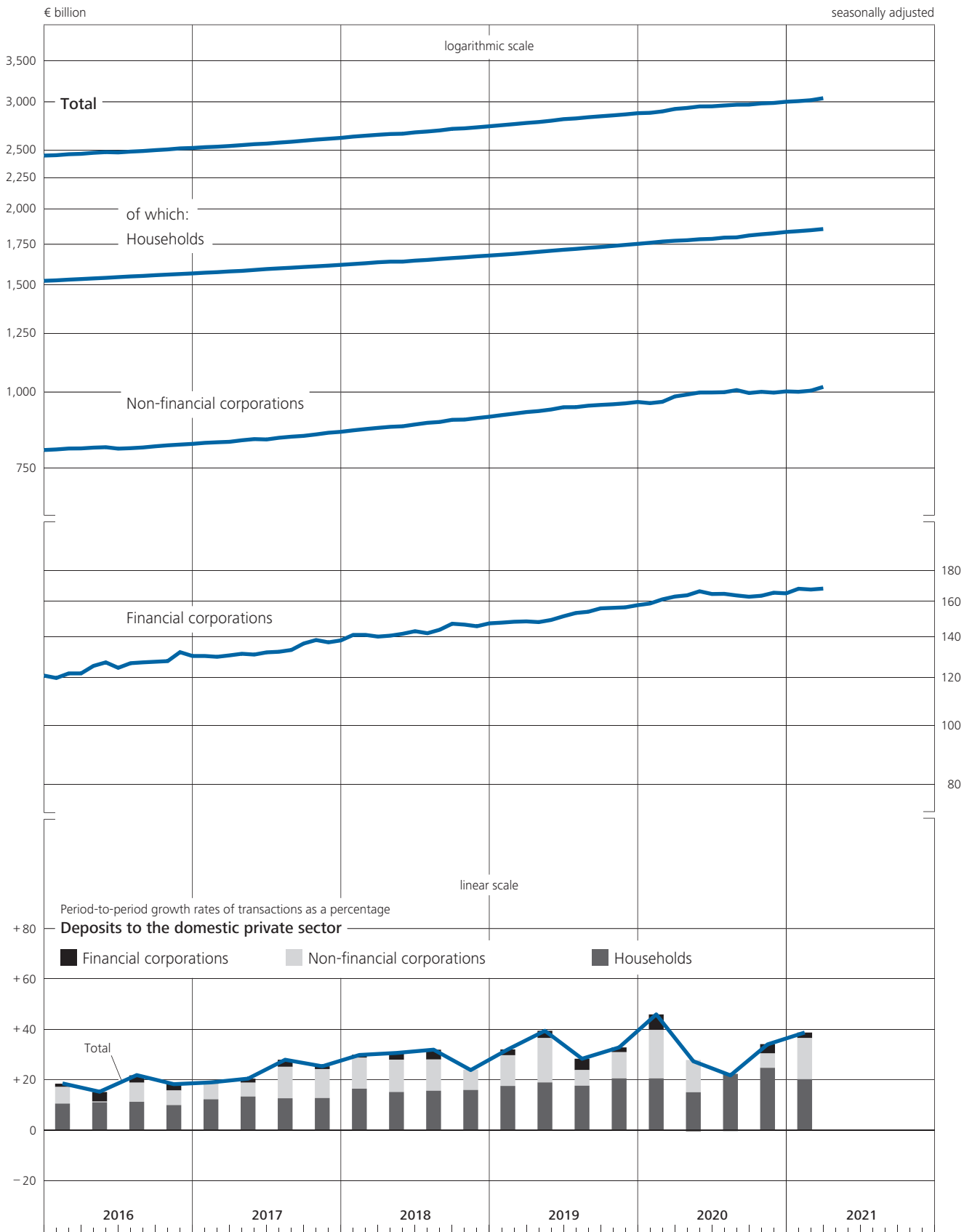
Source of the unadjusted figures for transactions and growth rates: European Central Bank; provisional. \* Adjusted for loan sales and securitisations. Adjustment method based on extended data collected according to Regulation ECB/2013/33. + Using Census X-12-ARIMA, 0.2.8. 1 Excluding reverse repos with central counterparties.

2 Including non-profit institutions serving households. 3 Outstanding amount at the end of the quarter and month, respectively. 4 Figures calculated on the basis of indices with five decimal places.

I. Banks and other financial institutions

2. Deposits and loans in Germany

a) Loans of monetary financial institutions (excluding the Bundesbank) in Germany to the domestic private sector



## I. Banks and other financial institutions

### 2. Deposits and Loans in Germany

#### b) Deposits held with monetary financial institutions (excluding the Bundesbank) in Germany by domestic non-banks

| seasonally adjusted +  |           |           |                            |              |                         |  |  |                                |                            |              |                      |
|--|-----------|-----------|----------------------------|--------------|-------------------------|--|--|--------------------------------|----------------------------|--------------|----------------------|
| Period   | of which: |           |                            |              |                         | Breakdown of short-term deposits by domestic sector: 1 |  |                                |                            |              |                      |
|  | Total     | Overnight | With an agreed maturity of |              | Redeemable at notice of |  | Insurance corporations and pension funds | Other financial intermediaries | Non-financial corporations | Households 2 | General government 3 |
|  |           |           | Up to 2 years              | Over 2 years | Up to 3 months          | Over 3 months  |  |                                |                            |              |                      |
| <b>Outstanding amounts in € billion 4</b>                              |           |           |                            |              |                         |  |  |                                |                            |              |                      |
| 2020 Q1  | 3,721.0   | 2,319.5   | 265.2                      | 572.3        | 532.0                   | 32.1   | 33.0                                     | 173.4                          | 573.5                      | 2,160.3      | 176.5                |
| Q2   | 3,762.4   | 2,386.6   | 256.2                      | 557.0        | 532.9                   | 29.6   | 34.4                                     | 158.0                          | 612.0                      | 2,209.7      | 161.8                |
| Q3   | 3,808.4   | 2,449.8   | 250.8                      | 547.0        | 532.6                   | 28.3   | 38.2                                     | 161.7                          | 627.1                      | 2,251.3      | 154.9                |
| Q4   | 3,832.8   | 2,503.3   | 230.6                      | 539.8        | 531.7                   | 27.4   | 36.9                                     | 161.2                          | 633.4                      | 2,286.3      | 147.8                |
| 2021 Q1 P  | 3,896.7   | 2,593.1   | 209.6                      | 531.9        | 535.8                   | 26.2   | 36.8                                     | 153.9                          | 669.5                      | 2,348.2      | 130.2                |
| 2020 Mar.  | 3,721.0   | 2,319.5   | 265.2                      | 572.3        | 532.0                   | 32.1   | 33.0                                     | 173.4                          | 573.5                      | 2,160.3      | 176.5                |
| Apr.   | 3,732.0   | 2,340.4   | 260.3                      | 567.5        | 532.5                   | 31.3   | 34.3                                     | 165.3                          | 585.4                      | 2,175.6      | 172.6                |
| May  | 3,751.1   | 2,359.3   | 265.1                      | 563.2        | 532.8                   | 30.7   | 35.1                                     | 163.3                          | 600.0                      | 2,189.9      | 168.8                |
| June   | 3,762.4   | 2,386.6   | 256.2                      | 557.0        | 532.9                   | 29.6   | 34.4                                     | 158.0                          | 612.0                      | 2,209.7      | 161.8                |
| July   | 3,786.5   | 2,410.1   | 262.8                      | 552.0        | 532.4                   | 29.1   | 35.1                                     | 159.8                          | 623.4                      | 2,220.5      | 166.6                |
| Aug.   | 3,785.9   | 2,419.1   | 255.8                      | 549.7        | 532.7                   | 28.6   | 35.9                                     | 159.8                          | 621.1                      | 2,231.7      | 159.1                |
| Sep.   | 3,808.4   | 2,449.8   | 250.8                      | 547.0        | 532.6                   | 28.3   | 38.2                                     | 161.7                          | 627.1                      | 2,251.3      | 154.9                |
| Oct.   | 3,824.1   | 2,467.2   | 251.2                      | 545.4        | 532.4                   | 27.9   | 36.5                                     | 158.8                          | 635.4                      | 2,261.1      | 158.9                |
| Nov.   | 3,823.1   | 2,481.0   | 238.5                      | 543.6        | 532.4                   | 27.6   | 38.0                                     | 162.2                          | 633.1                      | 2,270.0      | 148.6                |
| Dec.   | 3,832.8   | 2,503.3   | 230.6                      | 539.8        | 531.7                   | 27.4   | 36.9                                     | 161.2                          | 633.4                      | 2,286.3      | 147.8                |
| 2021 Jan.  | 3,852.8   | 2,535.2   | 219.2                      | 537.5        | 533.9                   | 27.0   | 37.9                                     | 159.7                          | 638.2                      | 2,308.7      | 143.9                |
| Feb.   | 3,866.1   | 2,556.5   | 212.5                      | 535.1        | 535.3                   | 26.6   | 38.1                                     | 159.0                          | 642.2                      | 2,326.3      | 138.8                |
| Mar. P   | 3,896.7   | 2,593.1   | 209.6                      | 531.9        | 535.8                   | 26.2   | 36.8                                     | 153.9                          | 669.5                      | 2,348.2      | 130.2                |
| <b>Transactions during period in € billion</b>                         |           |           |                            |              |                         |  |  |                                |                            |              |                      |
| 2020 Q1  | 69.7      | 89.7      | -1.3                       | -9.0         | -7.0                    | -2.6   | 0.2                                      | 36.9                           | 21.1                       | 24.6         | -1.5                 |
| Q2   | 39.6      | 64.9      | -8.8                       | -15.0        | 1.0                     | -2.4   | 1.5                                      | -18.2                          | 38.9                       | 49.5         | -14.7                |
| Q3   | 48.1      | 64.7      | -5.0                       | -9.9         | -0.3                    | -1.4   | 3.9                                      | 4.3                            | 15.8                       | 42.3         | -6.9                 |
| Q4   | 26.3      | 54.9      | -20.9                      | -5.9         | -0.9                    | -0.9   | -1.3                                     | -0.4                           | 6.2                        | 35.2         | -6.8                 |
| 2021 Q1 P  | 62.1      | 88.4      | -21.2                      | -8.1         | 4.1                     | -1.1   | -0.1                                     | -7.8                           | 35.2                       | 61.5         | -17.6                |
| 2020 Mar.  | 55.8      | 66.6      | -3.6                       | -3.6         | -2.8                    | -0.8   | 2.4                                      | 34.9                           | 22.5                       | 7.8          | -7.3                 |
| Apr.   | 10.4      | 20.6      | -5.1                       | -4.8         | 0.5                     | -0.8   | 1.3                                      | -8.4                           | 11.8                       | 15.2         | -4.0                 |
| May  | 17.5      | 17.0      | 5.0                        | -4.2         | 0.3                     | -0.6   | 0.9                                      | -4.6                           | 15.2                       | 14.6         | -3.7                 |
| June   | 11.6      | 27.3      | -8.8                       | -6.0         | 0.1                     | -1.0   | -0.7                                     | -5.3                           | 11.9                       | 19.8         | -7.0                 |
| July   | 26.6      | 25.4      | 7.1                        | -4.8         | -0.5                    | -0.6   | 0.7                                      | 2.5                            | 12.6                       | 11.3         | 4.9                  |
| Aug.   | -0.3      | 9.1       | -7.0                       | -2.3         | 0.3                     | -0.4   | 0.8                                      | 0.1                            | -3.8                       | 12.9         | -7.5                 |
| Sep.   | 21.8      | 30.2      | -5.1                       | -2.8         | -0.1                    | -0.4   | 2.4                                      | 1.7                            | 7.0                        | 18.1         | -4.2                 |
| Oct.   | 15.8      | 17.3      | -0.6                       | -0.4         | -0.2                    | -0.3   | -1.7                                     | -3.0                           | 7.3                        | 9.8          | 4.1                  |
| Nov.   | 0.0       | 14.7      | -12.5                      | -1.7         | -0.0                    | -0.3   | 1.6                                      | 3.3                            | -1.7                       | 9.0          | -10.2                |
| Dec.   | 10.5      | 22.9      | -7.8                       | -3.8         | -0.6                    | -0.2   | -1.1                                     | -0.7                           | 0.6                        | 16.5         | -0.7                 |
| 2021 Jan.  | 19.5      | 31.6      | -11.5                      | -2.4         | 2.2                     | -0.4   | 1.0                                      | -1.7                           | 4.6                        | 22.3         | -3.9                 |
| Feb.   | 13.2      | 21.2      | -6.7                       | -2.4         | 1.4                     | -0.3   | 0.3                                      | -0.7                           | 3.9                        | 17.5         | -5.1                 |
| Mar. P   | 29.4      | 35.7      | -3.0                       | -3.3         | 0.5                     | -0.4   | -1.3                                     | -5.4                           | 26.7                       | 21.7         | -8.6                 |
| <b>Period-to-period growth rates of transactions as a percentage 5</b> |           |           |                            |              |                         |  |  |                                |                            |              |                      |
| 2020 Q1  | 1.9       | 4.0       | -0.5                       | -1.5         | -1.3                    | -7.5   | 0.6                                      | 27.1                           | 3.8                        | 1.2          | -0.8                 |
| Q2   | 1.1       | 2.8       | -3.3                       | -2.6         | 0.2                     | -7.6   | 4.5                                      | -10.4                          | 6.8                        | 2.3          | -8.3                 |
| Q3   | 1.3       | 2.7       | -2.0                       | -1.8         | -0.1                    | -4.6   | 11.3                                     | 2.7                            | 2.6                        | 1.9          | -4.3                 |
| Q4   | 0.7       | 2.2       | -8.3                       | -1.1         | -0.2                    | -3.1   | -3.3                                     | -0.2                           | 1.0                        | 1.6          | -4.4                 |
| 2021 Q1 P  | 1.6       | 3.5       | -9.2                       | -1.5         | 0.8                     | -4.2   | -0.1                                     | -4.8                           | 5.6                        | 2.7          | -11.9                |
| 2020 Mar.  | 1.5       | 3.0       | -1.3                       | -0.6         | -0.5                    | -2.3   | 7.9                                      | 25.2                           | 4.1                        | 0.4          | -4.0                 |
| Apr.   | 0.3       | 0.9       | -1.9                       | -0.8         | 0.1                     | -2.5   | 4.0                                      | -4.8                           | 2.1                        | 0.7          | -2.2                 |
| May  | 0.5       | 0.7       | 1.9                        | -0.7         | 0.1                     | -2.0   | 2.5                                      | -2.8                           | 2.6                        | 0.7          | -2.2                 |
| June   | 0.3       | 1.2       | -3.3                       | -1.1         | 0.0                     | -3.4   | -2.0                                     | -3.2                           | 2.0                        | 0.9          | -4.2                 |
| July   | 0.7       | 1.1       | 2.8                        | -0.9         | -0.1                    | -1.9   | 2.1                                      | 1.6                            | 2.1                        | 0.5          | 3.0                  |
| Aug.   | -0.0      | 0.4       | -2.7                       | -0.4         | 0.1                     | -1.5   | 2.2                                      | 0.0                            | -0.6                       | 0.6          | -4.5                 |
| Sep.   | 0.6       | 1.2       | -2.0                       | -0.5         | -0.0                    | -1.3   | 6.6                                      | 1.1                            | 1.1                        | 0.8          | -2.6                 |
| Oct.   | 0.4       | 0.7       | -0.2                       | -0.1         | -0.0                    | -1.2   | -4.5                                     | -1.8                           | 1.2                        | 0.4          | 2.7                  |
| Nov.   | 0.0       | 0.6       | -5.0                       | -0.3         | -0.0                    | -1.2   | 4.3                                      | 2.1                            | -0.3                       | 0.4          | -6.4                 |
| Dec.   | 0.3       | 0.9       | -3.3                       | -0.7         | -0.1                    | -0.9   | -2.9                                     | -0.4                           | 0.1                        | 0.7          | -0.5                 |
| 2021 Jan.  | 0.5       | 1.3       | -5.0                       | -0.4         | 0.4                     | -1.4   | 2.6                                      | -1.0                           | 0.7                        | 1.0          | -2.7                 |
| Feb.   | 0.3       | 0.8       | -3.1                       | -0.4         | 0.3                     | -1.2   | 0.7                                      | -0.4                           | 0.6                        | 0.8          | -3.6                 |
| Mar. P   | 0.8       | 1.4       | -1.4                       | -0.6         | 0.1                     | -1.6   | -3.4                                     | -3.4                           | 4.2                        | 0.9          | -6.2                 |

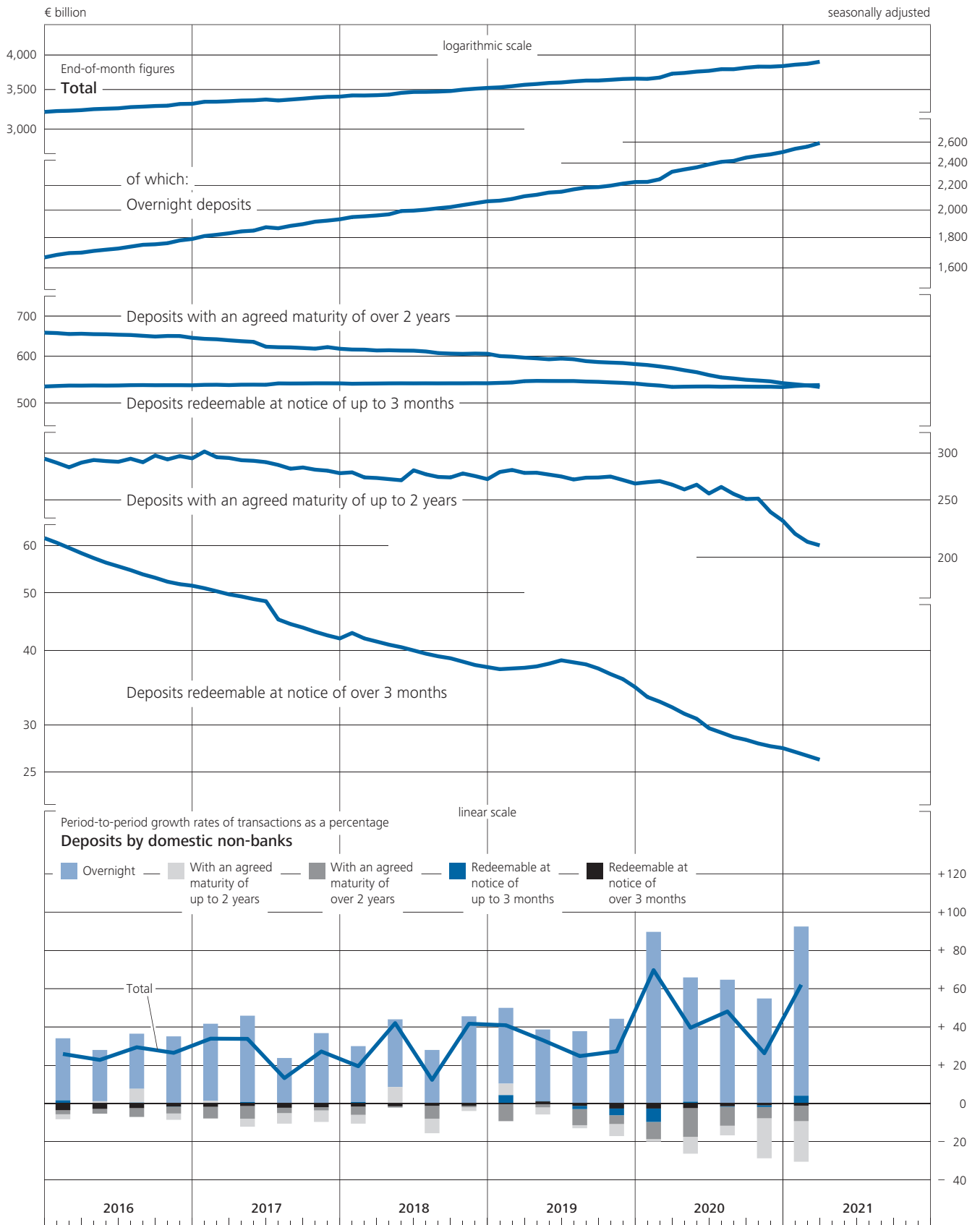
Source of the unadjusted figures for transactions and growth rates: European Central Bank; provisional. + Using Census X-12-ARIMA, 0.2.8. 1 Short-term deposits include overnight deposits, deposits with an agreed maturity of up to 2 years and deposits redeemable at notice of up to 3 months. 2 Including non-profit institutions serving

households. 3 Excluding central government. 4 Outstanding amount at the end of the quarter and month, respectively. 5 Figures calculated on the basis of indices with five decimal places.

I. Banks and other financial institutions

2. Deposits and Loans in Germany

b) Deposits held with monetary financial institutions (excluding the Bundesbank) in Germany by domestic non-banks



## II. Macroeconomic accounting systems

### 1. GDP and gross value added of selected economic sectors \*

seasonally adjusted

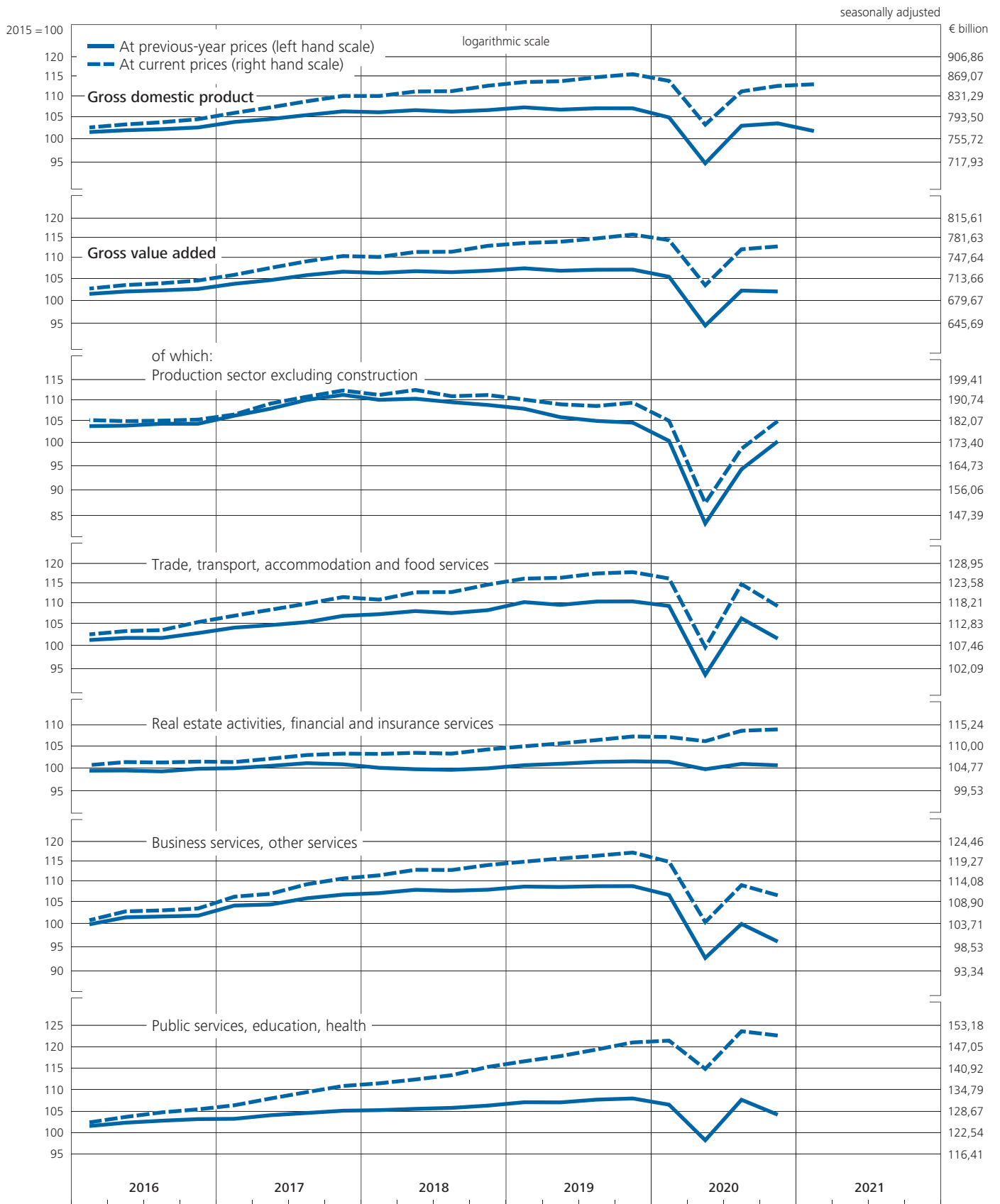
| Period   | Gross domestic product |   | Gross value added 1,2 |   | of which:  |   |                       |   |   |   |                                  |   |  |   |   |   |  |   |
|--|------------------------|---|-----------------------|---|--|---|-----------------------|---|---|---|----------------------------------|---|--|---|---|---|--|---|
|  | Index/<br>€ billion    | Change<br>from<br>pre-<br>vious<br>period<br>in % | Index/<br>€ billion   | Change<br>from<br>pre-<br>vious<br>period<br>in % | Production<br>sector excluding<br>construction 2 |   | Con-<br>struction (A) |   | Trade,<br>transport,<br>accommodation<br>and food<br>services 2 |   | Information and<br>communication |   | Real estate<br>activities,<br>financial and<br>insurance<br>services 2 |   | Business<br>services, other<br>services 2 |   | Public services,<br>education,<br>health |   |
|  |                        |   |                       |   | Index/<br>€ billion                              | Change<br>from<br>pre-<br>vious<br>period<br>in % | Index/<br>€ billion   | Change<br>from<br>pre-<br>vious<br>period<br>in % | Index/<br>€ billion   | Change<br>from<br>pre-<br>vious<br>period<br>in % | Index/<br>€ billion              | Change<br>from<br>pre-<br>vious<br>period<br>in % | Index/<br>€ billion  | Change<br>from<br>pre-<br>vious<br>period<br>in % | Index/<br>€ billion                       | Change<br>from<br>pre-<br>vious<br>period<br>in % | Index/<br>€ billion                      | Change<br>from<br>pre-<br>vious<br>period<br>in % |
| <b>At previous-year prices (2015 = 100) <sup>3</sup></b> |                        |   |                       |   |  |   |                       |   |   |   |                                  |   |  |   |   |   |  |   |
| 2014 Q2  | 98.23                  | 0.0   | 98.43                 | -0.3  | 97.99  | -0.5  | 100.20                | -2.1  | 97.90   | -0.4  | 97.99                            | 0.9   | 99.06  | -0.2  | 97.69                                     | 0.1   | 98.42                                    | -0.1  |
| Q3   | 98.71                  | 0.5   | 98.98                 | 0.6   | 98.51  | 0.5   | 100.03                | -0.2  | 98.79   | 0.9   | 99.36                            | 1.4   | 99.48  | 0.4   | 98.51                                     | 0.8   | 98.59                                    | 0.2   |
| Q4   | 99.53                  | 0.8   | 99.72                 | 0.7   | 100.06   | 1.6   | 99.16                 | -0.9  | 99.88   | 1.1   | 100.22                           | 0.9   | 99.33  | -0.2  | 99.13                                     | 0.6   | 99.16                                    | 0.6   |
| 2015 Q1  | 99.03                  | -0.5  | 99.15                 | -0.6  | 98.83  | -1.2  | 99.89                 | 0.7   | 99.27   | -0.6  | 97.53                            | -2.7  | 99.59  | 0.3   | 99.05                                     | -0.1  | 99.39                                    | 0.2   |
| Q2   | 99.74                  | 0.7   | 99.82                 | 0.7   | 99.96  | 1.1   | 99.36                 | -0.5  | 99.61   | 0.3   | 99.56                            | -2.1  | 99.99  | 0.4   | 99.92                                     | 0.9   | 99.75                                    | 0.4   |
| Q3   | 100.17                 | 0.4   | 100.16                | 0.3   | 100.19   | 0.2   | 99.33                 | -0.0  | 100.31  | 0.7   | 100.28                           | 0.7   | 100.08   | 0.1   | 100.23                                    | 0.3   | 100.19                                   | 0.4   |
| Q4   | 100.64                 | 0.5   | 100.39                | 0.2   | 99.93  | -0.3  | 100.11                | 0.8   | 100.33  | 0.0   | 102.41                           | 2.1   | 100.29   | 0.2   | 100.62                                    | 0.4   | 100.53                                   | 0.3   |
| 2016 Q1  | 101.51                 | 0.9   | 101.42                | 1.0   | 103.71   | 3.8   | 101.27                | 1.2   | 101.24  | 0.9   | 101.57                           | -0.8  | 99.37  | -0.9  | 99.83                                     | -0.8  | 101.54                                   | 1.0   |
| Q2   | 101.91                 | 0.4   | 101.96                | 0.5   | 103.82   | 0.1   | 101.88                | 0.6   | 101.71  | 0.5   | 102.11                           | 0.5   | 99.41  | 0.0   | 101.39                                    | 1.6   | 102.32                                   | 0.8   |
| Q3   | 102.16                 | 0.2   | 102.22                | 0.3   | 104.25   | 0.4   | 101.56                | -0.3  | 101.70  | -0.0  | 104.07                           | 1.9   | 99.21  | -0.2  | 101.59                                    | 0.2   | 102.78                                   | 0.4   |
| Q4   | 102.55                 | 0.4   | 102.54                | 0.3   | 104.25   | 0.0   | 100.60                | -0.9  | 102.81  | 1.1   | 104.23                           | 0.2   | 99.79  | 0.6   | 101.77                                    | 0.2   | 103.15                                   | 0.4   |
| 2017 Q1  | 103.81                 | 1.2   | 103.72                | 1.2   | 106.13   | 1.8   | 101.52                | 0.9   | 104.06  | 1.2   | 106.42                           | 2.1   | 99.92  | 0.1   | 104.08                                    | 2.3   | 103.22                                   | 0.1   |
| Q2   | 104.49                 | 0.7   | 104.57                | 0.8   | 107.80   | 1.6   | 102.30                | 0.8   | 104.64  | 0.6   | 107.15                           | 0.7   | 100.43   | 0.5   | 104.33                                    | 0.2   | 104.06                                   | 0.8   |
| Q3   | 105.41                 | 0.9   | 105.73                | 1.1   | 109.92   | 2.0   | 102.39                | 0.1   | 105.35  | 0.7   | 109.15                           | 1.9   | 101.04   | 0.6   | 105.78                                    | 1.4   | 104.58                                   | 0.5   |
| Q4   | 106.29                 | 0.8   | 106.55                | 0.8   | 111.16   | 1.1   | 102.97                | 0.6   | 106.81  | 1.4   | 110.28                           | 1.0   | 100.79   | -0.2  | 106.64                                    | 0.8   | 105.11                                   | 0.5   |
| 2018 Q1  | 106.07                 | -0.2  | 106.25                | -0.3  | 109.94   | -1.1  | 102.49                | -0.5  | 107.21  | 0.4   | 113.90                           | 3.3   | 100.00   | -0.8  | 106.99                                    | 0.3   | 105.24                                   | 0.1   |
| Q2   | 106.57                 | 0.5   | 106.67                | 0.4   | 110.21   | 0.2   | 103.51                | 1.0   | 107.96  | 0.7   | 115.07                           | 1.0   | 99.69  | -0.3  | 107.79                                    | 0.7   | 105.54                                   | 0.3   |
| Q3   | 106.22                 | -0.3  | 106.43                | -0.2  | 109.37   | -0.8  | 103.98                | 0.5   | 107.47  | -0.5  | 116.11                           | 0.9   | 99.55  | -0.1  | 107.55                                    | -0.2  | 105.77                                   | 0.2   |
| Q4   | 106.58                 | 0.3   | 106.79                | 0.3   | 108.69   | -0.6  | 106.42                | 2.3   | 108.18  | 0.7   | 118.44                           | 2.0   | 99.88  | 0.3   | 107.81                                    | 0.2   | 106.30                                   | 0.5   |
| 2019 Q1  | 107.23                 | 0.6   | 107.35                | 0.5   | 107.79   | -0.8  | 107.80                | 1.3   | 110.13  | 1.8   | 118.80                           | 0.3   | 100.58   | 0.7   | 108.56                                    | 0.7   | 107.08                                   | 0.7   |
| Q2   | 106.69                 | -0.5  | 106.77                | -0.5  | 105.79   | -1.9  | 106.96                | -0.8  | 109.45  | -0.6  | 119.52                           | 0.6   | 100.91   | 0.3   | 108.46                                    | -0.1  | 107.05                                   | -0.0  |
| Q3   | 107.02                 | 0.3   | 107.01                | 0.2   | 104.91   | -0.8  | 107.99                | 1.0   | 110.27  | 0.7   | 120.87                           | 1.1   | 101.32   | 0.4   | 108.64                                    | 0.2   | 107.69                                   | 0.6   |
| Q4   | 107.00                 | -0.0  | 107.04                | 0.0   | 104.51   | -0.4  | 108.15                | 0.1   | 110.30  | 0.0   | 121.72                           | 0.7   | 101.45   | 0.1   | 108.67                                    | 0.0   | 107.96                                   | 0.3   |
| 2020 Q1  | 104.87                 | -2.0  | 105.36                | -1.6  | 100.37   | -4.0  | 112.62                | 4.1   | 109.19  | -1.0  | 119.43                           | -1.9  | 101.34   | -0.1  | 106.54                                    | -2.0  | 106.52                                   | -1.3  |
| Q2   | 94.70                  | -9.7  | 94.54                 | -10.3   | 83.55  | -16.8   | 109.20                | -3.0  | 93.72   | -14.2   | 116.01                           | -2.9  | 99.69  | -1.6  | 92.65                                     | -13.0   | 98.23                                    | -7.8  |
| Q3   | 102.94                 | 8.7   | 102.17                | 8.1   | 94.23  | 12.8  | 105.72                | -3.2  | 106.22  | 13.3  | 119.97                           | 3.4   | 100.87   | 1.2   | 99.91                                     | 7.8   | 107.66                                   | 9.6   |
| Q4   | 103.49                 | 0.5   | 101.96                | -0.2  | 100.25   | 6.4   | 111.26                | 5.2   | 101.56  | -4.4  | 120.38                           | 0.3   | 100.56   | -0.3  | 96.08                                     | -3.8  | 104.18                                   | -3.2  |
| 2021 Q1  | 101.74                 | -1.7  | ...                   | ...   | ...  | ...   | ...                   | ...   | ...   | ...   | ...                              | ...   | ...  | ...   | ...                                       | ...   | ...                                      | ...   |
| <b>At current prices <sup>2</sup></b>                    |                        |   |                       |   |  |   |                       |   |   |   |                                  |   |  |   |   |   |  |   |
| 2014 Q2  | 729.288                | 0.5   | 655.815               | 0.2   | 166.883  | -0.3  | 29.823                | -1.1  | 102.132   | -0.3  | 30.970                           | 1.3   | 101.160  | 0.7   | 99.357                                    | 0.7   | 118.306                                  | 0.6   |
| Q3   | 734.552                | 0.7   | 661.298               | 0.8   | 168.117  | 0.7   | 30.024                | 0.7   | 103.549   | 1.4   | 31.279                           | 1.0   | 102.138  | 1.0   | 100.569                                   | 1.2   | 119.275                                  | 0.8   |
| Q4   | 742.239                | 1.0   | 667.750               | 1.0   | 170.892  | 1.7   | 29.955                | -0.2  | 104.863   | 1.3   | 31.539                           | 0.8   | 102.678  | 0.5   | 101.537                                   | 1.0   | 120.535                                  | 1.1   |
| 2015 Q1  | 745.489                | 0.4   | 671.749               | 0.6   | 171.697  | 0.5   | 30.919                | 3.2   | 106.624   | 1.7   | 30.667                           | -2.8  | 103.730  | 1.0   | 102.227                                   | 0.7   | 120.718                                  | 0.2   |
| Q2   | 753.817                | 1.1   | 678.394               | 1.0   | 173.957  | 1.3   | 30.803                | -0.4  | 107.068   | 0.4   | 31.341                           | 2.2   | 104.517  | 0.8   | 103.463                                   | 1.2   | 122.088                                  | 1.1   |
| Q3   | 759.463                | 0.7   | 682.903               | 0.7   | 174.149  | 0.1   | 31.137                | 1.1   | 108.075   | 0.9   | 31.718                           | 1.2   | 105.208  | 0.7   | 104.256                                   | 0.8   | 123.260                                  | 1.0   |
| Q4   | 764.098                | 0.6   | 685.650               | 0.4   | 173.787  | -0.2  | 31.626                | 1.6   | 108.075   | 0.0   | 32.263                           | 1.7   | 105.605  | 0.4   | 104.905                                   | 0.6   | 124.094                                  | 0.7   |
| 2016 Q1  | 775.027                | 1.4   | 697.531               | 1.7   | 182.251  | 4.9   | 32.353                | 2.3   | 110.163   | 1.9   | 32.133                           | -0.4  | 105.395  | -0.2  | 104.488                                   | -0.4  | 125.470                                  | 1.1   |
| Q2   | 780.270                | 0.7   | 703.022               | 0.8   | 181.821  | -0.2  | 33.098                | 2.3   | 110.970   | 0.7   | 32.247                           | 0.4   | 106.116  | 0.7   | 106.559                                   | 2.0   | 127.026                                  | 1.2   |
| Q3   | 784.032                | 0.5   | 705.773               | 0.4   | 182.035  | 0.1   | 33.206                | 0.3   | 111.215   | 0.2   | 32.750                           | 1.6   | 106.010  | -0.1  | 106.794                                   | 0.2   | 128.330                                  | 1.0   |
| Q4   | 789.352                | 0.7   | 710.112               | 0.6   | 182.440  | 0.2   | 33.156                | -0.2  | 113.208   | 1.8   | 32.658                           | -0.3  | 106.219  | 0.2   | 107.240                                   | 0.4   | 129.193                                  | 0.7   |
| 2017 Q1  | 800.452                | 1.4   | 719.116               | 1.3   | 184.523  | 1.1   | 33.489                | 1.0   | 114.825   | 1.4   | 33.269                           | 1.9   | 106.115  | -0.1  | 110.091                                   | 2.7   | 130.352                                  | 0.9   |
| Q2   | 810.375                | 1.2   | 730.279               | 1.6   | 189.062  | 2.5   | 34.470                | 2.9   | 116.357   | 1.3   | 33.578                           | 0.9   | 106.917  | 0.8   | 110.803                                   | 0.6   | 132.288                                  | 1.5   |
| Q3   | 821.307                | 1.3   | 741.077               | 1.5   | 191.961  | 1.5   | 35.010                | 1.6   | 117.930   | 1.4   | 34.145                           | 1.7   | 107.779  | 0.8   | 113.167                                   | 2.1   | 134.101                                  | 1.4   |
| Q4   | 831.174                | 1.2   | 749.753               | 1.2   | 194.629  | 1.4   | 35.632                | 1.8   | 119.685   | 1.5   | 34.489                           | 1.0   | 108.129  | 0.3   | 114.633                                   | 1.3   | 135.864                                  | 1.3   |
| 2018 Q1  | 831.072                | -0.0  | 748.212               | -0.2  | 192.732  | -1.0  | 35.519                | -0.3  | 118.988   | -0.6  | 35.707                           | 3.5   | 108.049  | -0.1  | 115.438                                   | 0.7   | 136.615                                  | 0.6   |
| Q2   | 839.431                | 1.0   | 756.610               | 1.1   | 194.869  | 1.1   | 36.675                | 3.3   | 120.954   | 1.7   | 36.110                           | 1.1   | 108.309  | 0.2   | 116.869                                   | 1.2   | 137.717                                  | 0.8   |
| Q3   | 840.064                | 0.1   | 756.914               | 0.0   | 192.176  | -1.4  | 37.478                | 2.2   | 121.012   | 0.0   | 36.409                           | 0.8   | 108.120  | -0.2  | 116.808                                   | -0.1  | 138.944                                  | 0.9   |
| Q4   | 850.219                | 1.2   | 766.991               | 1.3   | 192.684  | 0.3   | 39.305                | 4.9   | 123.030   | 1.7   | 37.351                           | 2.6   | 109.138  | 0.9   | 118.109                                   | 1.1   | 141.303                                  | 1.7   |
| 2019 Q1  | 857.171                | 0.8   | 771.751               | 0.6   | 190.755  | -1.0  | 40.784                | 3.8   | 124.676   | 1.3   | 37.545                           | 0.5   | 109.889  | 0.7   | 118.986                                   | 0.7   | 142.902                                  | 1.1   |
| Q2   | 858.734                | 0.2   | 773.966               | 0.3   | 188.740  | -1.1  | 41.222                | 1.1   | 124.913   | 0.2   | 37.991                           | 1.2   | 110.592  | 0.6   | 119.827                                   | 0.7   | 144.386                                  | 1.0   |
| Q3   | 866.495                | 0.9   | 779.621               | 0.7   | 188.039  | -0.4  | 42.350                | 2.7   | 126.118   | 1.0   | 38.572                           | 1.5   | 111.420  | 0.7   | 120.563                                   | 0.6   | 146.268                                  | 1.3   |
| Q4   | 872.335                | 0.7   | 786.403               | 0.9   | 189.429  | 0.7   | 43.184                | 2.0   | 126.489   | 0.3   | 39.172                           | 1.6   | 112.314  | 0.8   | 121.424                                   | 0.7   | 148.295                                  | 1.4   |
| 2020 Q1  | 859.368                | -1.5  | 776.668               | -1.2  | 181.962  | -3.9  | 45.632                | 5.7   | 124.722   | -1.4  | 38.475                           | -1.8  | 112.184  | -0.1  | 118.974                                   | -2.0  | 148.807                                  | 0.3   |
| Q2   | 779.899                | -9.2  | 702.657               | -9.5  | 151.628  | -16.7   | 44.736                | -2.0  | 107.056   | -14.2   | 37.630                           | -2.2  | 111.147  | -0.9  | 104.047                                   | -12.5   | 140.728                                  | -5.4  |
| Q3   | 839.592                | 7.7   | 761.131               | 8.3   | 171.014  | 12.8  | 44.139                | -1.3  | 123.169   | 15.1  | 39.454                           | 4.8   | 113.752  | 2.3   | 112.946                                   | 8.6   | 151.493                                  | 7.6   |
| Q4   | 849.921                | 1.2   | 765.948               | 0.6   | 181.851  | 6.3   | 47.037                | 6.6   | 117.294   | -4.8  | 39.655                           | 0.5   | 114.094  | 0.3   | 110.427                                   | -2.2  | 150.263                                  | -0.8  |
| 2021 Q1  | 852.958                | 0.4   | ...                   | ...   | ...  | ...   | ...                   | ...   | ...   | ...   | ...                              | ...   | ...  | ...   | ...                                       | ...   | ...                                      | ...   |

Source of the unadjusted figures: Federal Statistical Office. \* Last update: GDP 30 April 2021, components February 2021. 1 Excluding net taxes on products. 2 Derived from

seasonally adjusted components. 3 See explanatory notes. 4 GDP revised as of Q3 2020.

II. Macroeconomic accounting systems

1. GDP and gross value added of selected economic sectors



## II. Macroeconomic accounting systems

### 2. GDP expenditure components at previous-year prices \*

|                                |                           |                                  |                        |                                  |               |                                  |        |                                  |                                     |                                  |                      |                                  |        | seasonally adjusted              |        |       |
|--------------------------------|---------------------------|----------------------------------|------------------------|----------------------------------|---------------|----------------------------------|--------|----------------------------------|-------------------------------------|----------------------------------|----------------------|----------------------------------|--------|----------------------------------|--------|-------|
| Period                         | Gross domestic product    |                                  | of which:              |                                  |               |                                  |        |                                  | Changes in inventories <sup>3</sup> | Net exports <sup>4</sup>         | Exports <sup>1</sup> | Imports <sup>1</sup>             |        |                                  |        |       |
|                                | Domestic use <sup>1</sup> | Private consumption <sup>2</sup> | Government consumption | Machinery and equipment          | Buildings (A) |                                  |        |                                  |                                     |                                  |                      |                                  |        |                                  |        |       |
|                                | Index                     | Change from previous period in % | Index                  | Change from previous period in % | Index         | Change from previous period in % | Index  | Change from previous period in % | Index                               | Change from previous period in % | Index                | Change from previous period in % | Index  | Change from previous period in % |        |       |
| <b>2015 = 100 <sup>5</sup></b> |                           |                                  |                        |                                  |               |                                  |        |                                  |                                     |                                  |                      |                                  |        |                                  |        |       |
| 2014 Q2                        | 98.23                     | 0.0                              | 98.72                  | 0.2                              | 97.68         | 0.1                              | 96.84  | 0.5                              | 96.22                               | 0.2                              | 100.69               | -3.4                             | 93.88  | 0.9                              | 94.27  | 1.6   |
| Q3                             | 98.71                     | 0.5                              | 98.59                  | -0.1                             | 98.48         | 0.8                              | 97.58  | 0.8                              | 95.59                               | -0.7                             | 100.83               | 0.1                              | 95.79  | 2.0                              | 95.04  | 0.8   |
| Q4                             | 99.53                     | 0.8                              | 99.27                  | 0.7                              | 99.08         | 0.6                              | 97.93  | 0.4                              | 97.06                               | 1.5                              | 101.36               | 0.5                              | 97.62  | 1.9                              | 96.71  | 1.8   |
| 2015 Q1                        | 99.03                     | -0.5                             | 99.19                  | -0.1                             | 99.07         | -0.0                             | 98.54  | 0.6                              | 97.44                               | 0.4                              | 99.86                | -1.5                             | 98.32  | 0.7                              | 98.57  | 1.9   |
| Q2                             | 99.74                     | 0.7                              | 99.21                  | 0.0                              | 99.74         | 0.7                              | 99.28  | 0.8                              | 97.99                               | 0.6                              | 98.87                | -1.0                             | 100.24 | 2.0                              | 99.11  | 0.5   |
| Q3                             | 100.17                    | 0.4                              | 100.13                 | 0.9                              | 100.45        | 0.7                              | 100.31 | 1.0                              | 99.71                               | 1.8                              | 98.99                | 0.1                              | 100.35 | 0.1                              | 100.29 | 1.2   |
| Q4                             | 100.64                    | 0.5                              | 101.20                 | 1.1                              | 100.76        | 0.3                              | 101.88 | 1.6                              | 103.06                              | 3.4                              | 101.23               | 2.3                              | 100.00 | -0.3                             | 101.18 | 0.9   |
| 2016 Q1                        | 101.51                    | 0.9                              | 102.57                 | 1.4                              | 101.68        | 0.9                              | 103.02 | 1.1                              | 103.20                              | 0.1                              | 104.00               | 2.7                              | 100.82 | 0.8                              | 103.19 | 2.0   |
| Q2                             | 101.91                    | 0.4                              | 102.31                 | -0.3                             | 101.90        | 0.2                              | 103.98 | 0.9                              | 100.84                              | -2.3                             | 102.53               | -1.4                             | 102.15 | 1.3                              | 103.14 | -0.0  |
| Q3                             | 102.16                    | 0.2                              | 102.93                 | 0.6                              | 102.41        | 0.5                              | 104.35 | 0.4                              | 103.10                              | 2.2                              | 102.84               | 0.3                              | 101.98 | -0.2                             | 103.76 | 0.6   |
| Q4                             | 102.55                    | 0.4                              | 104.00                 | 1.0                              | 102.95        | 0.5                              | 104.82 | 0.5                              | 102.59                              | -0.5                             | 103.78               | 0.9                              | 103.10 | 1.1                              | 106.61 | 2.7   |
| 2017 Q1                        | 103.81                    | 1.2                              | 104.73                 | 0.7                              | 103.21        | 0.3                              | 104.81 | -0.0                             | 104.43                              | 1.8                              | 104.01               | 0.2                              | 105.00 | 1.8                              | 107.41 | 0.8   |
| Q2                             | 104.49                    | 0.7                              | 105.68                 | 0.9                              | 103.66        | 0.4                              | 105.54 | 0.7                              | 107.09                              | 2.5                              | 105.34               | 1.3                              | 106.86 | 1.8                              | 110.18 | 2.6   |
| Q3                             | 105.41                    | 0.9                              | 106.14                 | 0.4                              | 104.34        | 0.7                              | 105.83 | 0.3                              | 109.40                              | 2.2                              | 105.07               | -0.3                             | 108.15 | 1.2                              | 110.43 | 0.2   |
| Q4                             | 106.29                    | 0.8                              | 107.08                 | 0.9                              | 105.12        | 0.7                              | 106.84 | 1.0                              | 109.71                              | 0.3                              | 105.50               | 0.4                              | 110.11 | 1.8                              | 112.77 | 2.1   |
| 2018 Q1                        | 106.07                    | -0.2                             | 106.57                 | -0.5                             | 105.35        | 0.2                              | 106.35 | -0.5                             | 111.76                              | 1.9                              | 106.08               | 0.5                              | 110.09 | -0.0                             | 112.08 | -0.6  |
| Q2                             | 106.57                    | 0.5                              | 107.37                 | 0.8                              | 105.52        | 0.2                              | 107.34 | 0.9                              | 112.07                              | 0.3                              | 107.31               | 1.2                              | 110.68 | 0.5                              | 113.41 | 1.2   |
| Q3                             | 106.22                    | -0.3                             | 108.35                 | 0.9                              | 105.47        | -0.0                             | 106.99 | -0.3                             | 112.76                              | 0.6                              | 108.10               | 0.7                              | 109.67 | -0.9                             | 115.46 | 1.8   |
| Q4                             | 106.58                    | 0.3                              | 108.87                 | 0.5                              | 106.26        | 0.7                              | 107.45 | 0.4                              | 113.56                              | 0.7                              | 109.67               | 1.5                              | 110.22 | 0.5                              | 116.45 | 0.9   |
| 2019 Q1                        | 107.23                    | 0.6                              | 109.17                 | 0.3                              | 107.21        | 0.9                              | 108.84 | 1.3                              | 114.66                              | 1.0                              | 112.49               | 2.6                              | 111.95 | 1.6                              | 117.55 | 0.9   |
| Q2                             | 106.69                    | -0.5                             | 109.28                 | 0.1                              | 107.18        | -0.0                             | 109.14 | 0.3                              | 114.61                              | -0.0                             | 111.31               | -1.0                             | 110.19 | -1.6                             | 117.12 | -0.4  |
| Q3                             | 107.02                    | 0.3                              | 108.93                 | -0.3                             | 107.47        | 0.3                              | 110.67 | 1.4                              | 113.06                              | -1.4                             | 111.69               | 0.3                              | 111.57 | 1.3                              | 117.07 | -0.0  |
| Q4                             | 107.00                    | -0.0                             | 109.21                 | 0.3                              | 107.53        | 0.1                              | 111.02 | 0.3                              | 110.81                              | -2.0                             | 112.18               | 0.4                              | 111.26 | -0.3                             | 117.42 | 0.3   |
| 2020 Q1                        | 104.87                    | -2.0                             | 107.73                 | -1.4                             | 105.09        | -2.3                             | 111.63 | 0.5                              | 103.18                              | -6.9                             | 117.01               | 4.3                              | 107.60 | -3.3                             | 115.05 | -2.0  |
| Q2                             | 94.70                     | -9.7                             | 100.04                 | -7.1                             | 93.55         | -11.0                            | 113.92 | 2.1                              | 87.57                               | -15.1                            | 111.99               | -4.3                             | 85.60  | -20.4                            | 96.78  | -15.9 |
| Q3                             | 102.94                    | 8.7                              | 104.78                 | 4.7                              | 103.61        | 10.8                             | 114.56 | 0.6                              | 101.45                              | 15.9                             | 110.56               | -1.3                             | 101.00 | 18.0                             | 105.49 | 9.0   |
| Q4                             | 103.49                    | 0.5                              | 104.50                 | -0.3                             | 100.16        | -3.3                             | 113.98 | -0.5                             | 101.33                              | -0.1                             | 112.59               | 1.8                              | 105.59 | 4.5                              | 109.40 | 3.7   |
| 2021 Q1                        | 101.74                    | -1.7                             | ...                    | ...                              | ...           | ...                              | ...    | ...                              | ...                                 | ...                              | ...                  | ...                              | ...    | ...                              | ...    | ...   |

| <b>Statistical contribution to GDP growth in percentage points <sup>5</sup></b> |           |             |           |             |           |             |           |             |           |             |           |             |           |           |           |             |           |             |
|---|-----------|-------------|-----------|-------------|-----------|-------------|-----------|-------------|-----------|-------------|-----------|-------------|-----------|-----------|-----------|-------------|-----------|-------------|
|   | quarterly | semi-annual | quarterly | semi-annual | quarterly | semi-annual | quarterly | semi-annual | quarterly | semi-annual | quarterly | semi-annual | quarterly | quarterly | quarterly | semi-annual | quarterly | semi-annual |
| 2014 Q1   | .         | .           | 1.1       | 0.2         | 0.1       | 0.1         | 0.0       | 0.3         | 0.5       | -0.2        | 0.0       | -0.2        | 0.0       | 0.6       | -0.2      | -0.5        |           |             |
| Q2  | .         | 0.2         | 1.0       | 0.1         | 0.2       | 0.1         | 0.1       | 0.0         | 0.2       | -0.4        | 0.1       | 0.4         | -0.2      | 0.4       | 0.6       | -0.6        |           |             |
| Q3  | .         | -0.1        | 0.4       | 0.2         | 0.2       | 0.0         | 0.0       | 0.0         | -0.7      | 0.6         | 0.9       | -0.3        | 0.9       | 1.6       | -0.7      | -1.0        |           |             |
| Q4  | .         | 0.7         | 0.3       | 0.6         | 0.1       | 0.2         | 0.1       | 0.0         | 0.1       | -0.1        | 0.2       | 0.9         | 1.6       | -0.7      | -1.0      |             |           |             |
| 2015 Q1   | .         | -0.1        | 0.0       | 0.1         | 0.0       | 0.0         | 0.0       | -0.2        | -0.2      | -0.4        | 0.3       | -0.8        | 1.2       | -0.2      | -1.2      |             |           |             |
| Q2  | .         | 0.0         | 0.3       | 0.4         | 0.3       | 0.2         | 0.2       | 0.0         | -0.1      | -0.2        | 0.7       | 0.9         | 1.2       | -0.2      | -1.2      |             |           |             |
| Q3  | .         | 0.9         | 0.4       | 0.2         | 0.2       | 0.1         | 0.1       | 0.0         | 0.0       | -0.4        | 0.1       | 0.1         | -0.5      | 0.1       | -0.5      |             |           |             |
| Q4  | .         | 1.0         | 1.4       | 0.2         | 0.7       | 0.3         | 0.4       | 0.2         | 0.3       | 0.2         | 0.1       | 0.1         | -0.5      | -0.2      | 0.4       | -0.4        | -0.8      |             |
| 2016 Q1   | .         | 1.3         | 0.5       | 0.2         | 0.0       | 0.0         | 0.3       | 0.1         | -0.4      | 0.4         | 0.4       | -0.8        | 0.6       | 0.6       | 0.6       | 0.0         | -1.0      |             |
| Q2  | .         | -0.2        | 1.6       | 0.1         | 0.6       | 0.2         | 0.5       | -0.2        | 0.0       | -0.1        | 0.3       | -0.3        | 0.6       | 0.6       | 0.6       | 0.0         | -1.0      |             |
| Q3  | .         | 0.6         | 0.3       | 0.1         | 0.2       | 0.2         | 0.0       | 0.0         | -0.3      | 0.0         | -0.3      | -0.1        | 0.6       | 0.5       | 0.5       | -1.1        | -0.8      |             |
| Q4  | .         | 1.0         | 0.9       | 0.3         | 0.5       | 0.1         | 0.2       | 0.0         | 0.1       | 0.0         | 0.6       | -0.6        | 0.5       | 0.5       | 0.5       | -1.1        | -0.8      |             |
| 2017 Q1   | .         | 0.7         | 0.1       | 0.0         | 0.1       | 0.0         | 0.1       | 0.0         | 0.3       | 0.6         | 0.9       | -0.3        | 0.9       | 1.4       | -0.8      | -1.0        |           |             |
| Q2  | .         | 0.8         | 1.6       | 0.2         | 0.4       | 0.1         | 0.1       | 0.2         | 0.1       | 0.1         | 0.2       | -0.2        | 0.8       | 1.5       | -1.0      | -1.3        |           |             |
| Q3  | .         | 0.4         | 0.3       | 0.1         | 0.2       | 0.2         | 0.2       | 0.0         | 0.0       | 0.1         | 0.5       | 0.6         | 0.6       | 1.4       | -0.8      | -1.0        |           |             |
| Q4  | .         | 0.8         | 1.2       | 0.4         | 0.7       | 0.2         | 0.2       | 0.0         | 0.3       | 0.0         | 0.1       | 0.0         | 0.9       | 1.4       | -0.8      | -1.0        |           |             |
| 2018 Q1   | .         | -0.4        | 0.1       | -0.1        | 0.1       | 0.1         | 0.1       | 0.1         | -0.7      | 0.2         | 0.0       | 0.3         | 0.6       | -0.2      | 0.3       | 0.6         | -0.4      |             |
| Q2  | .         | 0.7         | 0.3       | 0.1         | 0.4       | 0.2         | 0.1       | 0.0         | 0.2       | 0.1         | 0.1       | -0.2        | 0.3       | 0.6       | -0.5      | -0.4        |           |             |
| Q3  | .         | 0.9         | 0.0       | -0.1        | 0.0       | 0.0         | 0.0       | 0.1         | 0.8       | -1.2        | -0.4      | -0.7        | 0.6       | 0.6       | -0.7      | -0.4        |           |             |
| Q4  | .         | 0.5         | 1.4       | 0.4         | 0.2       | 0.1         | 0.1       | 0.1         | 0.2       | -0.3        | -0.1      | 0.2         | -0.2      | 0.2       | -0.4      | -1.2        |           |             |
| 2019 Q1   | .         | 0.3         | 0.5       | 0.3         | 0.1       | 0.1         | 0.3       | 0.1         | -0.8      | 0.3         | 0.7       | -0.4        | 0.5       | 0.2       | -0.5      | 0.0         | 0.0       |             |
| Q2  | .         | 0.1         | 0.5       | 0.0         | 0.7       | 0.1         | 0.3       | 0.0         | 0.1       | -0.6        | -0.8      | 0.5         | 0.2       | 0.2       | -0.5      | 4.0         |           |             |
| Q3  | .         | -0.3        | 0.1       | 0.3         | 0.3       | -0.1        | 0.0       | 0.0         | -0.7      | 0.6         | 0.6       | 0.0         | 0.0       | 0.0       | 0.0       | 0.0         |           |             |
| Q4  | .         | 0.2         | -0.1      | 0.0         | 0.2       | 0.1         | 0.3       | -0.1        | 0.2       | 0.3         | -0.1      | 0.2         | 0.2       | 0.2       | -0.1      | 0.0         |           |             |
| 2020 Q1   | .         | -1.3        | -1.2      | 0.1         | -0.5      | 0.1         | 0.4       | -1.0        | 0.5       | -0.7        | -1.6      | 0.8         | -6.3      | 6.5       | 4.0       |             |           |             |
| Q2  | .         | -6.8        | -4.5      | -5.7        | -4.0      | 0.4         | 0.4       | -1.0        | -0.5      | 0.3         | -2.9      | -9.5        | -6.3      | 6.5       | 4.0       |             |           |             |
| Q3  | .         | 4.6         | 5.5       | 0.1         | 1.0       | 0.1         | 1.0       | -0.2        | -0.2      | 3.9         | 7.4       | -3.5        | 7.4       | -3.5      | 4.0       |             |           |             |
| Q4  | .         | -0.3        | 0.7       | -1.8        | 1.3       | -0.1        | 0.3       | 0.0         | 0.4       | 0.2         | -0.3      | 1.4         | 0.6       | 2.0       | 3.0       | -1.4        | -0.6      |             |

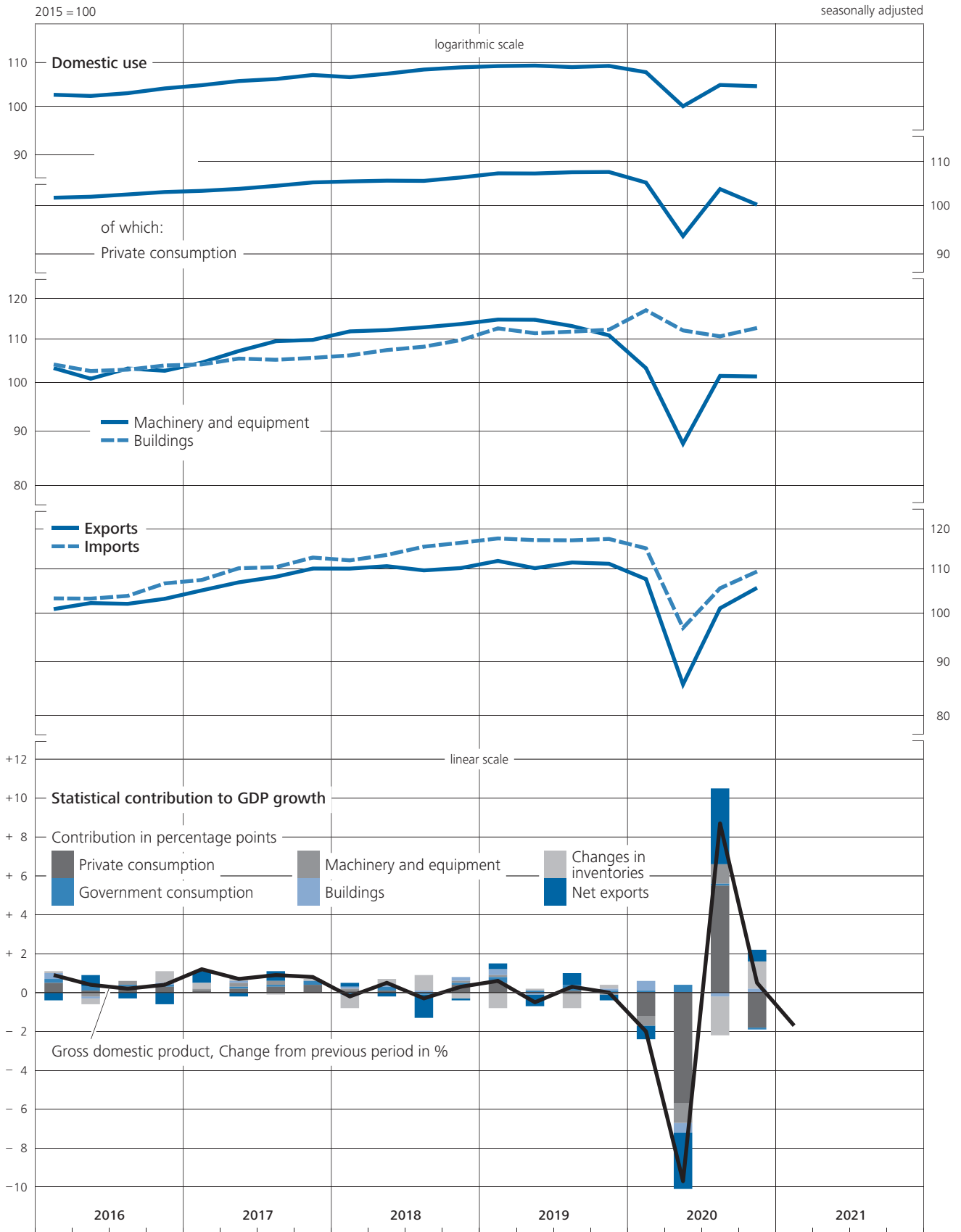
Source of the unadjusted figures: Federal Statistical Office. \* Last update: GDP 30 April 2021, components February 2021. <sup>1</sup> Derived from seasonally adjusted components. <sup>2</sup> Including non-profit institutions serving households. <sup>3</sup> Including net increase in

valuables. <sup>4</sup> Exports less imports. <sup>5</sup> See explanatory notes; semi-annual figures calculated on the basis of semi-annual averages of the indices. <sup>6</sup> GDP revised as of Q3 2020. <sup>7</sup> Figures subject to increased uncertainty.



## II. Macroeconomic accounting systems

### 2. GDP expenditure components at previous-year prices

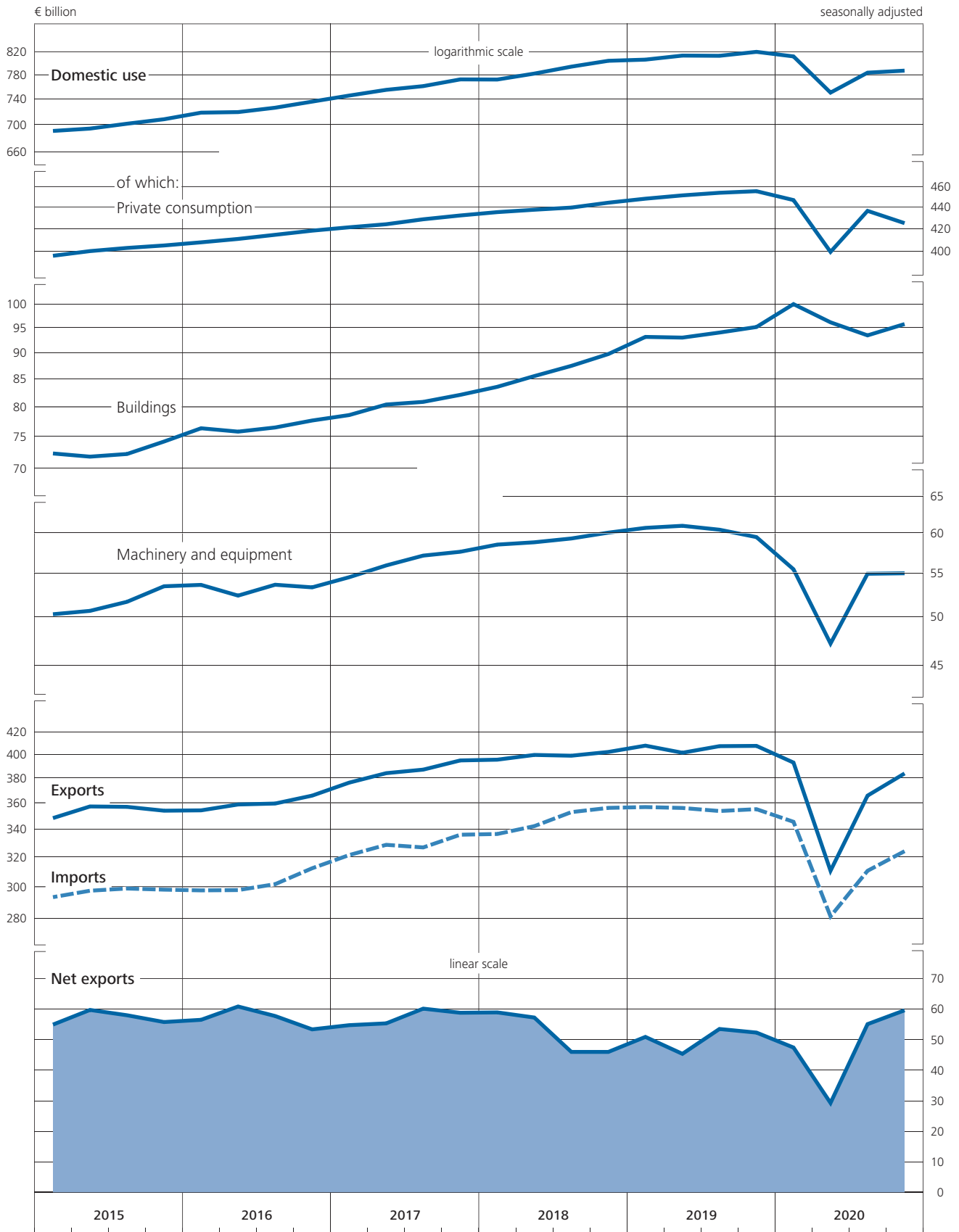


## II. Macroeconomic accounting systems

### 3. GDP expenditure components at current prices \*

| Period  | Gross domestic product |                                  | Domestic use |                                  | Private consumption 1 |                                  | Government consumption |                                  | Machinery and equipment |                                  | Buildings (A) |                                  | Changes in inventories 2,3 | Net exports 3,4 | Exports   |                                  | Imports   |                                  |
|---------|------------------------|----------------------------------|--------------|----------------------------------|-----------------------|----------------------------------|------------------------|----------------------------------|-------------------------|----------------------------------|---------------|----------------------------------|----------------------------|-----------------|-----------|----------------------------------|-----------|----------------------------------|
|         | € billion              | Change from previous period in % | € billion    | Change from previous period in % | € billion             | Change from previous period in % | € billion              | Change from previous period in % | € billion               | Change from previous period in % | € billion     | Change from previous period in % | € billion                  | € billion       | € billion | Change from previous period in % | € billion | Change from previous period in % |
|         | of which:              |                                  |              |                                  |                       |                                  |                        |                                  |                         |                                  |               |                                  |                            |                 |           |                                  |           |                                  |
| 2005 Q4 | 577.226                | 0.6                              | 551.545      | 1.5                              | 325.645               | 0.6                              | 107.804                | -0.1                             | 43.882                  | 6.0                              | 50.824        | 1.3                              | 5.896                      | 25.681          | 225.851   | 2.2                              | 200.170   | 4.9                              |
| 2006 Q1 | 581.789                | 0.8                              | 555.468      | 0.7                              | 328.330               | 0.8                              | 109.083                | 1.2                              | 43.629                  | -0.6                             | 49.384        | -2.8                             | 6.818                      | 26.321          | 234.057   | 3.6                              | 207.736   | 3.8                              |
| 2006 Q2 | 594.288                | 2.1                              | 564.263      | 1.6                              | 330.598               | 0.7                              | 108.894                | -0.2                             | 47.178                  | 8.1                              | 53.130        | 7.6                              | 6.180                      | 30.025          | 241.634   | 3.2                              | 211.609   | 1.9                              |
| 2006 Q3 | 599.035                | 0.8                              | 566.703      | 0.4                              | 331.587               | 0.3                              | 109.158                | 0.2                              | 45.864                  | -2.8                             | 55.348        | 4.2                              | 6.400                      | 32.332          | 248.895   | 3.0                              | 216.563   | 2.3                              |
| 2006 Q4 | 610.312                | 1.9                              | 569.545      | 0.5                              | 337.988               | 1.9                              | 109.996                | 0.8                              | 47.788                  | 4.2                              | 57.150        | 3.3                              | -1.887                     | 40.767          | 264.008   | 6.1                              | 223.241   | 3.1                              |
| 2007 Q1 | 615.941                | 0.9                              | 578.118      | 1.5                              | 331.524               | -1.9                             | 110.689                | 0.6                              | 48.314                  | 1.1                              | 58.376        | 2.1                              | 10.205                     | 37.823          | 263.085   | -0.3                             | 225.262   | 0.9                              |
| 2007 Q2 | 623.202                | 1.2                              | 579.685      | 0.3                              | 336.997               | 1.7                              | 111.178                | 0.4                              | 49.542                  | 2.5                              | 55.495        | -4.9                             | 7.360                      | 43.517          | 270.200   | 2.7                              | 226.683   | 0.6                              |
| 2007 Q3 | 628.498                | 0.8                              | 583.755      | 0.7                              | 339.557               | 0.8                              | 111.336                | 0.1                              | 49.516                  | -0.1                             | 56.175        | 1.2                              | 7.852                      | 44.743          | 275.692   | 2.0                              | 230.949   | 1.9                              |
| 2007 Q4 | 634.953                | 1.0                              | 590.298      | 1.1                              | 342.336               | 0.8                              | 113.093                | 1.6                              | 51.276                  | 3.6                              | 57.436        | 2.2                              | 6.613                      | 44.655          | 277.865   | 0.8                              | 233.210   | 1.0                              |
| 2008 Q1 | 638.657                | 0.6                              | 595.166      | 0.8                              | 342.033               | -0.1                             | 114.325                | 1.1                              | 50.322                  | -1.9                             | 59.793        | 4.1                              | 8.537                      | 43.491          | 283.047   | 1.9                              | 239.556   | 2.7                              |
| 2008 Q2 | 638.911                | 0.0                              | 595.319      | 0.0                              | 344.495               | 0.7                              | 116.695                | 2.1                              | 50.792                  | 0.9                              | 57.091        | -4.5                             | 5.750                      | 43.592          | 282.911   | -0.0                             | 239.319   | -0.1                             |
| 2008 Q3 | 636.291                | -0.4                             | 601.632      | 1.1                              | 347.277               | 0.8                              | 116.077                | -0.5                             | 50.982                  | 0.4                              | 57.523        | 0.8                              | 9.131                      | 34.659          | 282.052   | -0.3                             | 247.393   | 3.4                              |
| 2008 Q4 | 628.793                | -1.2                             | 597.466      | -0.7                             | 345.607               | -0.5                             | 117.779                | 1.5                              | 49.128                  | -3.6                             | 57.692        | 0.3                              | 6.333                      | 31.327          | 264.164   | -6.3                             | 232.837   | -5.9                             |
| 2009 Q1 | 603.628                | -4.0                             | 582.172      | -2.6                             | 345.943               | 0.1                              | 120.697                | 2.5                              | 40.854                  | -16.8                            | 56.235        | -2.5                             | -1.947                     | 21.456          | 230.083   | -12.9                            | 208.627   | -10.4                            |
| 2009 Q2 | 606.867                | 0.5                              | 576.964      | -0.9                             | 346.265               | 0.1                              | 121.904                | 1.0                              | 40.295                  | -1.4                             | 56.165        | -0.1                             | -8.376                     | 29.903          | 225.300   | -2.1                             | 195.397   | -6.3                             |
| 2009 Q3 | 613.330                | 1.1                              | 581.844      | 0.8                              | 343.917               | -0.7                             | 123.475                | 1.3                              | 40.033                  | -0.7                             | 56.767        | 1.1                              | -3.383                     | 31.486          | 233.266   | 3.5                              | 201.780   | 3.3                              |
| 2009 Q4 | 619.560                | 1.0                              | 580.777      | -0.2                             | 344.327               | 0.1                              | 122.867                | -0.5                             | 38.738                  | -3.2                             | 57.737        | 1.7                              | -4.030                     | 38.783          | 241.089   | 3.4                              | 202.306   | 0.3                              |
| 2010 Q1 | 625.035                | 0.9                              | 594.014      | 2.3                              | 347.113               | 0.8                              | 125.418                | 2.1                              | 41.785                  | 7.9                              | 55.668        | -3.6                             | 3.343                      | 31.021          | 249.539   | 3.5                              | 218.518   | 8.0                              |
| 2010 Q2 | 635.439                | 1.7                              | 605.010      | 1.9                              | 352.280               | 1.5                              | 124.285                | -0.9                             | 44.347                  | 6.1                              | 60.796        | -9.2                             | 2.494                      | 30.429          | 271.390   | 8.8                              | 240.961   | 10.3                             |
| 2010 Q3 | 645.643                | 1.6                              | 610.911      | 1.0                              | 354.539               | 0.6                              | 125.786                | 1.2                              | 45.865                  | 3.4                              | 60.708        | -0.1                             | 2.935                      | 34.732          | 278.703   | 2.7                              | 243.971   | 1.2                              |
| 2010 Q4 | 652.327                | 1.0                              | 616.241      | 0.9                              | 357.680               | 0.9                              | 126.190                | 0.3                              | 45.808                  | -0.1                             | 59.307        | -2.3                             | 5.824                      | 36.086          | 285.318   | 2.4                              | 249.232   | 2.2                              |
| 2011 Q1 | 665.144                | 2.0                              | 632.312      | 2.6                              | 362.144               | 1.2                              | 127.457                | 1.0                              | 47.081                  | 2.8                              | 64.815        | 9.3                              | 8.451                      | 32.832          | 296.689   | 4.0                              | 263.857   | 5.9                              |
| 2011 Q2 | 668.265                | 0.5                              | 639.102      | 1.1                              | 363.374               | 0.3                              | 128.373                | 0.7                              | 47.146                  | 0.1                              | 65.952        | 1.8                              | 11.571                     | 29.163          | 301.185   | 1.5                              | 272.022   | 3.1                              |
| 2011 Q3 | 676.693                | 1.3                              | 643.143      | 0.6                              | 367.569               | 1.2                              | 128.365                | -0.0                             | 49.406                  | 4.8                              | 65.996        | 1.1                              | 8.987                      | 33.550          | 305.312   | 1.4                              | 271.762   | -0.1                             |
| 2011 Q4 | 679.099                | 0.4                              | 644.845      | 0.3                              | 370.270               | 0.7                              | 129.466                | 0.9                              | 47.888                  | -3.1                             | 67.363        | 2.1                              | 6.883                      | 34.254          | 305.001   | -0.1                             | 270.747   | -0.4                             |
| 2012 Q1 | 680.595                | 0.2                              | 641.942      | -0.5                             | 373.847               | 1.0                              | 130.767                | 1.0                              | 48.547                  | 1.4                              | 67.972        | 0.9                              | -2.075                     | 38.653          | 314.455   | 3.1                              | 275.802   | 1.9                              |
| 2012 Q2 | 683.781                | 0.5                              | 641.979      | 0.0                              | 375.496               | 0.4                              | 132.106                | 1.0                              | 47.865                  | -1.4                             | 68.642        | 1.0                              | -5.307                     | 41.802          | 318.393   | 1.3                              | 276.591   | 0.2                              |
| 2012 Q3 | 690.319                | 1.0                              | 644.414      | 0.4                              | 377.301               | 0.5                              | 132.551                | 0.3                              | 47.218                  | -1.4                             | 69.433        | 1.2                              | -5.538                     | 45.905          | 323.116   | 1.5                              | 277.211   | 0.3                              |
| 2012 Q4 | 691.505                | 0.2                              | 649.430      | 0.8                              | 379.838               | 0.7                              | 133.786                | 0.9                              | 47.263                  | 0.1                              | 68.901        | -0.8                             | -4.111                     | 42.075          | 317.819   | -1.6                             | 275.744   | -0.5                             |
| 2013 Q1 | 692.424                | 0.1                              | 652.611      | 0.5                              | 380.907               | 0.3                              | 136.452                | 2.0                              | 45.208                  | -4.3                             | 66.080        | -4.1                             | 0.535                      | 39.813          | 316.073   | -0.5                             | 276.260   | 0.2                              |
| 2013 Q2 | 701.906                | 1.4                              | 663.021      | 1.6                              | 383.043               | 0.6                              | 136.823                | 0.3                              | 46.820                  | 3.6                              | 69.400        | 5.0                              | 3.235                      | 38.885          | 316.877   | 0.3                              | 277.992   | 0.6                              |
| 2013 Q3 | 708.792                | 1.0                              | 669.150      | 0.9                              | 385.441               | 0.6                              | 139.000                | 1.6                              | 46.008                  | -1.7                             | 71.627        | 3.2                              | 3.185                      | 39.642          | 321.432   | 1.4                              | 281.790   | 1.4                              |
| 2013 Q4 | 712.465                | 0.5                              | 666.972      | -0.3                             | 385.892               | 0.1                              | 139.620                | 0.4                              | 49.118                  | 6.8                              | 71.910        | 0.4                              | -3.685                     | 45.493          | 327.323   | 1.8                              | 281.830   | 0.0                              |
| 2014 Q1 | 725.424                | 1.8                              | 680.437      | 2.0                              | 388.703               | 0.7                              | 141.405                | 1.3                              | 49.066                  | -0.1                             | 74.005        | 2.9                              | 2.521                      | 44.987          | 327.346   | 0.0                              | 282.359   | 0.2                              |
| 2014 Q2 | 729.288                | 0.5                              | 683.504      | 0.5                              | 388.667               | -0.0                             | 142.666                | 0.9                              | 49.214                  | 0.3                              | 71.771        | -3.0                             | 6.384                      | 45.784          | 329.859   | 0.8                              | 284.075   | 0.6                              |
| 2014 Q3 | 734.552                | 0.7                              | 684.165      | 0.1                              | 392.792               | 1.1                              | 144.253                | 1.1                              | 48.996                  | -0.4                             | 72.293        | 0.7                              | 0.667                      | 50.387          | 337.265   | 2.2                              | 286.878   | 1.0                              |
| 2014 Q4 | 742.239                | 1.0                              | 688.403      | 0.6                              | 395.448               | 0.7                              | 145.130                | 0.6                              | 49.840                  | 1.7                              | 73.043        | 1.0                              | -0.495                     | 53.836          | 344.541   | 2.2                              | 290.705   | 1.3                              |
| 2015 Q1 | 745.489                | 0.4                              | 690.543      | 0.3                              | 395.800               | 0.1                              | 146.017                | 0.6                              | 50.279                  | 0.9                              | 72.289        | -1.0                             | -0.299                     | 54.946          | 348.224   | 1.1                              | 293.278   | 0.9                              |
| 2015 Q2 | 753.817                | 1.1                              | 694.071      | 0.5                              | 399.859               | 1.0                              | 148.024                | 1.4                              | 50.649                  | 0.7                              | 71.791        | -0.7                             | -3.098                     | 59.746          | 357.142   | 2.6                              | 297.396   | 1.4                              |
| 2015 Q3 | 759.463                | 0.7                              | 701.457      | 1.1                              | 402.611               | 0.7                              | 149.676                | 1.1                              | 51.655                  | 2.0                              | 72.205        | 0.6                              | -1.786                     | 58.006          | 356.830   | -0.1                             | 298.824   | 0.5                              |
| 2015 Q4 | 764.098                | 0.6                              | 708.316      | 1.0                              | 404.780               | 0.5                              | 152.192                | 1.7                              | 53.429                  | 3.4                              | 74.186        | 2.7                              | -3.523                     | 55.782          | 353.867   | -0.8                             | 298.085   | -0.2                             |
| 2016 Q1 | 775.027                | 1.4                              | 718.517      | 1.4                              | 407.552               | 0.7                              | 153.795                | 1.1                              | 53.590                  | 0.3                              | 76.357        | 2.9                              | -1.031                     | 56.510          | 354.126   | 0.1                              | 297.616   | -0.2                             |
| 2016 Q2 | 780.270                | 0.7                              | 719.402      | 0.1                              | 410.569               | 0.7                              | 155.633                | 1.2                              | 52.355                  | -2.3                             | 75.802        | -0.7                             | -3.520                     | 60.868          | 358.672   | 1.3                              | 297.804   | 0.1                              |
| 2016 Q3 | 784.032                | 0.5                              | 726.277      | 1.0                              | 414.267               | 0.9                              | 156.752                | 0.7                              | 53.607                  | 2.4                              | 76.486        | 0.9                              | -3.607                     | 57.755          | 359.415   | 0.2                              | 301.660   | 1.3                              |
| 2016 Q4 | 789.352                | 0.7                              | 735.971      | 1.3                              | 418.014               | 0.9                              | 157.671                | 0.6                              | 53.303                  | -0.6                             | 77.654        | 1.5                              | 0.664                      | 53.381          | 365.646   | 1.7                              | 312.265   | 3.5                              |
| 2017 Q1 | 800.452                | 1.4                              | 745.693      | 1.3                              | 421.085               | 0.7                              | 159.387                | 1.1                              | 54.490                  | 2.2                              | 78.578        | 1.2                              | 2.514                      | 54.759          | 376.111   | 2.9                              | 321.352   | 2.9                              |
| 2017 Q2 | 810.375                | 1.2                              | 755.028      | 1.3                              | 423.892               | 0.7                              | 161.156                | 1.1                              | 55.903                  | 2.6                              | 80.399        | 2.3                              | 3.837                      | 55.347          | 383.927   | 2.1                              | 328.580   | 2.2                              |
| 2017 Q3 | 821.307                | 1.3                              | 761.143      | 0.8                              | 428.477               | 1.1                              | 162.447                | 0.8                              | 57.110                  | 2.2                              | 80.863        | 0.6                              | 2.108                      | 60.164          | 386.894   | 0.8                              | 326.730   | -0.6                             |
| 2017 Q4 | 831.174                | 1.2                              | 772.349      | 1.5                              | 432.045               | 0.8                              | 165.176                | 1.7                              | 57.587                  | 0.8                              | 82.106        | 1.5                              | 4.596                      | 58.825          | 394.695   | 2.0                              | 335.870   | 2.8                              |
| 2018 Q1 | 831.072                | -0.0                             | 772.131      | -0.0                             | 435.189               | 0.7                              | 165.067                | -0.1                             | 58.491                  | 1.6                              | 83.553        | 1.8                              | -1.608                     | 58.941          | 395.346   | 0.2                              | 336.405   | 0.2                              |
| 2018 Q2 | 839.431                | 1.0                              | 782.175      | 1.3                              | 437.456               | 0.5                              | 167.363                | 1.4                              | 58.786                  | 0.5                              | 85.523        | 2.4                              | 1.051                      | 57.256          | 399.439   | 1.0                              | 342.183   | 1.7                              |
| 2018 Q3 | 840.064                | 0.1                              | 794.055      | 1.5                              | 439.513               | 0.5                              | 167.914                | 0.3                              | 59.274                  | 0.8                              | 87.445        | 2.2                              | 7.536                      | 46.009          | 398.766   | -0.2                             | 352.757   | 3.1                              |
| 2018 Q4 | 850.219                | 1.2                              | 804.216      | 1.3                              | 444.209               | 1.1                              | 170.003                | 1.2                              | 60.031                  | 1.3                              | 89.202        | 2.6                              | 7.293                      | 46.003          | 402.045   | 0.8                              | 356.042   | 0.9                              |
| 2019 Q1 | 857.171                | 0.8                              | 806.257      | 0.3                              | 448.083               | 0.9                              | 172.917                | 1.7                              | 60.656                  | 1.0                              | 93.123        | 3.8                              | -1.356                     | 50.914          | 407.584   | 1.4                              | 356.670   | 0.2                              |
| 2019 Q2 | 858.734                | 0.2                              | 813.361      | 0.9                              | 451.313               | 0.7                              | 174.453                | 0.9                              | 60.930                  | 0.5                              | 92.982        | -0.2                             | 0.429                      | 45.373          | 401.348   | -1.5                             | 355.975   | -0.2                             |
| 2019 Q3 | 866.495                | 0.9                              | 812.985      | -0.0                             | 453.873               | 0.6                              | 177.749                | 1.9                              | 60.414                  | -0.8                             | 94.007        | 1.1                              | -6.838                     | 53.510          | 407.128   | 1.4                              | 353.618   | -0.7                             |
| 2019 Q4 | 872.335                | 0.7                              | 820.004      | 0.9                              | 455.441               | 0.3                              | 179.417                | 0.9                              | 59.452                  | -1.6                             | 95.146        | 1.2                              | -3.736                     | 52.331          | 407.369   | 0.1                              | 355.038   | 0.4                              |
| 2020 Q1 | 859.368                | -1.5                             | 811.923      | -1.0                             | 446.736               | -1.9                             | 182.410                | 1.7                              | 55.439                  | -6.7                             | 99.997        | 5.1                              | -5.611                     | 47.440          | 392.876   | -3.6                             | 345.436   | -2.7                             |
| 2020 Q2 | 779.899                | -9.2                             | 750.510      | -7.6                             | 399.168               | -10.6                            | 188.317                | 3.2                              | 47.178                  | -14.9                            | 96.120        | -3.9                             | -13.549                    | 29.302          | 310.577   | -20.9                            | 281.275   | -18.6                            |
| 2020 Q3 | 839.592                | 7.7                              | 783.731      | 4.4                              | 436.399               | 9.3                              | 189.789                | 0.8                              | 54.900                  | 16.4                             | 93.432        | -2.8                             | -24.806                    |                 |           |                                  |           |                                  |

II. Macroeconomic accounting systems  
 3. GDP expenditure components at current prices



## II. Macroeconomic accounting systems

### 4. National income \*

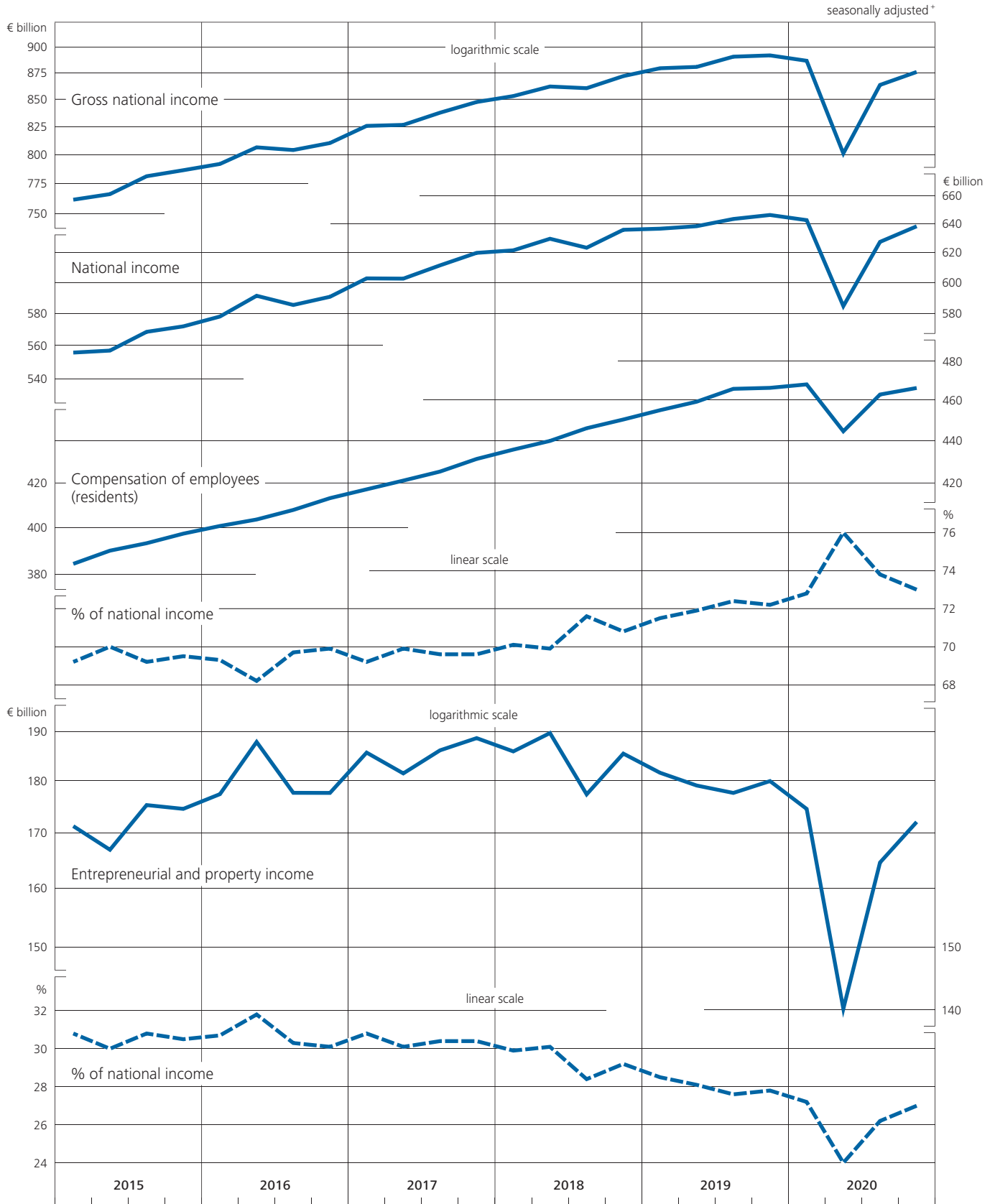
| Period  | seasonally adjusted +         |                                  |                 |                                  |   |                                  |                      |   |                                  |                      |
|---------|-------------------------------|----------------------------------|-----------------|----------------------------------|---|----------------------------------|----------------------|---|----------------------------------|----------------------|
|         | Gross national income (GNP) 1 |                                  | National income |                                  | Compensation of employees (residents) 1,2 |                                  |                      | Entrepreneurial and property income 1,3 |                                  |                      |
|         | € billion                     | Change from previous period in % | € billion       | Change from previous period in % | € billion                                 | Change from previous period in % | % of national income | € billion                               | Change from previous period in % | % of national income |
| 2004 Q1 | 562.928                       | 1.8                              | 414.702         | 3.1                              | 287.902                                   | 0.3                              | 69.4                 | 126.800                                 | 10.3                             | 30.6                 |
| 2004 Q2 | 570.433                       | 1.3                              | 425.216         | 2.5                              | 287.448                                   | -0.2                             | 67.6                 | 137.768                                 | 8.6                              | 32.4                 |
| 2004 Q3 | 570.104                       | -0.1                             | 421.586         | -0.9                             | 287.415                                   | -0.0                             | 68.2                 | 134.171                                 | -2.6                             | 31.8                 |
| 2004 Q4 | 572.723                       | 0.5                              | 419.318         | -0.5                             | 287.244                                   | -0.1                             | 68.5                 | 132.074                                 | -1.6                             | 31.5                 |
| 2005 Q1 | 4 565.264                     | -1.3                             | 4 417.118       | -0.5                             | 287.371                                   | 0.0                              | 68.9                 | 4 129.747                               | -1.8                             | 31.1                 |
| 2005 Q2 | 4 580.282                     | 2.7                              | 4 431.125       | 3.4                              | 286.902                                   | -0.2                             | 66.5                 | 4 144.223                               | 11.2                             | 33.5                 |
| 2005 Q3 | 578.549                       | -0.3                             | 425.524         | -1.3                             | 286.911                                   | 0.0                              | 67.4                 | 138.613                                 | -3.9                             | 32.6                 |
| 2005 Q4 | 583.110                       | 0.8                              | 428.066         | 0.6                              | 287.773                                   | 0.3                              | 67.2                 | 140.293                                 | 1.2                              | 32.8                 |
| 2006 Q1 | 593.951                       | 1.9                              | 442.047         | 3.3                              | 289.038                                   | 0.4                              | 65.4                 | 153.009                                 | 9.1                              | 34.6                 |
| 2006 Q2 | 604.454                       | 1.8                              | 449.596         | 1.7                              | 291.083                                   | 0.7                              | 64.7                 | 158.513                                 | 3.6                              | 35.3                 |
| 2006 Q3 | 607.453                       | 0.5                              | 450.208         | 0.1                              | 294.579                                   | 1.2                              | 65.4                 | 155.629                                 | -1.8                             | 34.6                 |
| 2006 Q4 | 619.561                       | 2.0                              | 459.460         | 2.1                              | 295.173                                   | 0.2                              | 64.2                 | 164.287                                 | 5.6                              | 35.8                 |
| 2007 Q1 | 628.694                       | 1.5                              | 465.097         | 1.2                              | 297.861                                   | 0.9                              | 64.0                 | 167.236                                 | 1.8                              | 36.0                 |
| 2007 Q2 | 630.392                       | 0.3                              | 462.142         | -0.6                             | 300.060                                   | 0.7                              | 64.9                 | 162.082                                 | -3.1                             | 35.1                 |
| 2007 Q3 | 634.598                       | 0.7                              | 466.246         | 0.9                              | 301.997                                   | 0.6                              | 64.8                 | 164.249                                 | 1.3                              | 35.2                 |
| 2007 Q4 | 642.162                       | 1.2                              | 473.666         | 1.6                              | 304.521                                   | 0.8                              | 64.3                 | 169.145                                 | 3.0                              | 35.7                 |
| 2008 Q1 | 641.417                       | -0.1                             | 473.486         | -0.0                             | 309.016                                   | 1.5                              | 65.3                 | 164.470                                 | -2.8                             | 34.7                 |
| 2008 Q2 | 650.209                       | 1.4                              | 476.910         | 0.7                              | 311.847                                   | 0.9                              | 65.4                 | 165.063                                 | 0.4                              | 34.6                 |
| 2008 Q3 | 644.013                       | -1.0                             | 468.941         | -1.7                             | 313.885                                   | 0.7                              | 66.9                 | 155.056                                 | -6.1                             | 33.1                 |
| 2008 Q4 | 635.026                       | -1.4                             | 460.139         | -1.9                             | 316.470                                   | 0.8                              | 68.8                 | 143.669                                 | -7.3                             | 31.2                 |
| 2009 Q1 | 615.343                       | -3.1                             | 444.142         | -3.5                             | 314.013                                   | -0.8                             | 70.7                 | 130.129                                 | -9.4                             | 29.3                 |
| 2009 Q2 | 616.851                       | 0.2                              | 443.921         | -0.0                             | 312.964                                   | -0.3                             | 70.5                 | 130.957                                 | 0.6                              | 29.5                 |
| 2009 Q3 | 630.594                       | 2.2                              | 455.516         | 2.6                              | 314.910                                   | 0.6                              | 69.1                 | 140.606                                 | 7.4                              | 30.9                 |
| 2009 Q4 | 638.086                       | 1.2                              | 461.740         | 1.4                              | 316.141                                   | 0.4                              | 68.5                 | 145.599                                 | 3.6                              | 31.5                 |
| 2010 Q1 | 637.535                       | -0.1                             | 466.932         | 1.1                              | 319.367                                   | 1.0                              | 68.4                 | 147.565                                 | 1.4                              | 31.6                 |
| 2010 Q2 | 649.016                       | 1.8                              | 470.593         | 0.8                              | 322.024                                   | 0.8                              | 68.4                 | 148.569                                 | 0.7                              | 31.6                 |
| 2010 Q3 | 659.209                       | 1.6                              | 478.653         | 1.7                              | 325.415                                   | 1.1                              | 68.0                 | 153.238                                 | 3.1                              | 32.0                 |
| 2010 Q4 | 670.081                       | 1.6                              | 488.915         | 2.1                              | 328.603                                   | 1.0                              | 67.2                 | 160.312                                 | 4.6                              | 32.8                 |
| 2011 Q1 | 681.952                       | 1.8                              | 500.058         | 2.3                              | 333.592                                   | 1.5                              | 66.7                 | 166.466                                 | 3.8                              | 33.3                 |
| 2011 Q2 | 686.096                       | 0.6                              | 498.721         | -0.3                             | 337.338                                   | 1.1                              | 67.6                 | 161.383                                 | -3.1                             | 32.4                 |
| 2011 Q3 | 696.799                       | 1.6                              | 508.190         | 1.9                              | 339.333                                   | 0.6                              | 66.8                 | 168.857                                 | 4.6                              | 33.2                 |
| 2011 Q4 | 697.689                       | 0.1                              | 509.110         | 0.2                              | 341.932                                   | 0.8                              | 67.2                 | 167.178                                 | -1.0                             | 32.8                 |
| 2012 Q1 | 701.317                       | 0.5                              | 512.364         | 0.6                              | 346.408                                   | 1.3                              | 67.6                 | 165.956                                 | -0.7                             | 32.4                 |
| 2012 Q2 | 698.549                       | -0.4                             | 506.246         | -1.2                             | 350.966                                   | 1.3                              | 69.3                 | 155.280                                 | -6.4                             | 30.7                 |
| 2012 Q3 | 704.321                       | 0.8                              | 509.783         | 0.7                              | 352.955                                   | 0.6                              | 69.2                 | 156.828                                 | 1.0                              | 30.8                 |
| 2012 Q4 | 706.993                       | 0.4                              | 511.366         | 0.3                              | 355.559                                   | 0.7                              | 69.5                 | 155.807                                 | -0.7                             | 30.5                 |
| 2013 Q1 | 702.654                       | -0.6                             | 510.448         | -0.2                             | 356.811                                   | 0.4                              | 69.9                 | 153.637                                 | -1.4                             | 30.1                 |
| 2013 Q2 | 721.181                       | 2.6                              | 525.003         | 2.9                              | 360.137                                   | 0.9                              | 68.6                 | 164.866                                 | 7.3                              | 31.4                 |
| 2013 Q3 | 724.962                       | 0.5                              | 524.454         | -0.1                             | 363.395                                   | 0.9                              | 69.3                 | 161.059                                 | -2.3                             | 30.7                 |
| 2013 Q4 | 727.652                       | 0.4                              | 526.868         | 0.5                              | 366.267                                   | 0.8                              | 69.5                 | 160.601                                 | -0.3                             | 30.5                 |
| 2014 Q1 | 737.120                       | 1.3                              | 538.574         | 2.2                              | 371.519                                   | 1.4                              | 69.0                 | 167.055                                 | 4.0                              | 31.0                 |
| 2014 Q2 | 741.793                       | 0.6                              | 539.296         | 0.1                              | 374.317                                   | 0.8                              | 69.4                 | 164.979                                 | -1.2                             | 30.6                 |
| 2014 Q3 | 750.828                       | 1.2                              | 546.008         | 1.2                              | 377.478                                   | 0.8                              | 69.1                 | 168.530                                 | 2.2                              | 30.9                 |
| 2014 Q4 | 756.340                       | 0.7                              | 549.423         | 0.6                              | 380.635                                   | 0.8                              | 69.3                 | 168.788                                 | 0.2                              | 30.7                 |
| 2015 Q1 | 761.405                       | 0.7                              | 555.635         | 1.1                              | 384.371                                   | 1.0                              | 69.2                 | 171.264                                 | 1.5                              | 30.8                 |
| 2015 Q2 | 766.067                       | 0.6                              | 556.852         | 0.2                              | 389.970                                   | 1.5                              | 70.0                 | 166.882                                 | -2.6                             | 30.0                 |
| 2015 Q3 | 781.246                       | 2.0                              | 568.426         | 2.1                              | 393.165                                   | 0.8                              | 69.2                 | 175.261                                 | 5.0                              | 30.8                 |
| 2015 Q4 | 786.425                       | 0.7                              | 571.842         | 0.6                              | 397.308                                   | 1.1                              | 69.5                 | 174.534                                 | -0.4                             | 30.5                 |
| 2016 Q1 | 791.849                       | 0.7                              | 578.043         | 1.1                              | 400.666                                   | 0.8                              | 69.3                 | 177.377                                 | 1.6                              | 30.7                 |
| 2016 Q2 | 806.403                       | 1.8                              | 591.349         | 2.3                              | 403.524                                   | 0.7                              | 68.2                 | 187.825                                 | 5.9                              | 31.8                 |
| 2016 Q3 | 804.026                       | -0.3                             | 585.414         | -1.0                             | 407.779                                   | 1.1                              | 69.7                 | 177.635                                 | -5.4                             | 30.3                 |
| 2016 Q4 | 810.226                       | 0.8                              | 590.697         | 0.9                              | 413.083                                   | 1.3                              | 69.9                 | 177.614                                 | -0.0                             | 30.1                 |
| 2017 Q1 | 825.594                       | 1.9                              | 602.735         | 2.0                              | 417.093                                   | 1.0                              | 69.2                 | 185.642                                 | 4.5                              | 30.8                 |
| 2017 Q2 | 826.494                       | 0.1                              | 602.571         | -0.0                             | 421.115                                   | 1.0                              | 69.9                 | 181.456                                 | -2.3                             | 30.1                 |
| 2017 Q3 | 837.615                       | 1.3                              | 611.391         | 1.5                              | 425.292                                   | 1.0                              | 69.6                 | 186.099                                 | 2.6                              | 30.4                 |
| 2017 Q4 | 847.498                       | 1.2                              | 619.840         | 1.4                              | 431.227                                   | 1.4                              | 69.6                 | 188.613                                 | 1.4                              | 30.4                 |
| 2018 Q1 | 853.032                       | 0.7                              | 621.558         | 0.3                              | 435.672                                   | 1.0                              | 70.1                 | 185.886                                 | -1.4                             | 29.9                 |
| 2018 Q2 | 862.031                       | 1.1                              | 629.501         | 1.3                              | 439.836                                   | 1.0                              | 69.9                 | 189.665                                 | 2.0                              | 30.1                 |
| 2018 Q3 | 860.437                       | -0.2                             | 623.330         | -1.0                             | 445.995                                   | 1.4                              | 71.6                 | 177.335                                 | -6.5                             | 28.4                 |
| 2018 Q4 | 871.911                       | 1.3                              | 635.720         | 2.0                              | 450.285                                   | 1.0                              | 70.8                 | 185.435                                 | 4.6                              | 29.2                 |
| 2019 Q1 | 879.450                       | 0.9                              | 636.486         | 0.1                              | 454.899                                   | 1.0                              | 71.5                 | 181.587                                 | -2.1                             | 28.5                 |
| 2019 Q2 | 880.739                       | 0.1                              | 638.222         | 0.3                              | 459.159                                   | 0.9                              | 71.9                 | 179.063                                 | -1.4                             | 28.1                 |
| 2019 Q3 | 890.689                       | 1.1                              | 643.301         | 0.8                              | 465.688                                   | 1.4                              | 72.4                 | 177.613                                 | -0.8                             | 27.6                 |
| 2019 Q4 | 891.942                       | 0.1                              | 646.122         | 0.4                              | 466.189                                   | 0.1                              | 72.2                 | 179.933                                 | 1.3                              | 27.8                 |
| 2020 Q1 | 5 886.699                     | -0.6                             | 4 642.480       | -0.6                             | 467.956                                   | 0.4                              | 72.8                 | 174.524                                 | -3.0                             | 27.2                 |
| 2020 Q2 | 801.039                       | -9.7                             | 584.690         | -9.0                             | 444.510                                   | -5.0                             | 76.0                 | 140.180                                 | -19.7                            | 24.0                 |
| 2020 Q3 | 863.510                       | 7.8                              | 627.347         | 7.3                              | 462.784                                   | 4.1                              | 73.8                 | 164.563                                 | 17.4                             | 26.2                 |
| 2020 Q4 | 875.898                       | 1.4                              | 638.168         | 1.7                              | 466.119                                   | 0.7                              | 73.0                 | 172.049                                 | 4.5                              | 27.0                 |

Source of the unadjusted figures: Federal Statistical Office. \* Last update: February 2021. + Not adjusted for working-day variations. 1 Derived from seasonally adjusted basic series. 2 Including employers contributions to social security funds. 3 Including, besides entrepreneurial income, income from interest, dividends, distribution of profits,

net rents and reinvested earnings on foreign investment. 4 Quarterly changes in GNP, national income, and entrepreneurial and property income mainly affected by the particularly significant calendar irregularities, which are largely balanced out over a six-month period. 5 Figures revised as of Q1 2020.

II. Macroeconomic accounting systems

4. National income



+ Not adjusted for working-day variations.

## II. Macroeconomic accounting systems

### 5. Households' income \*

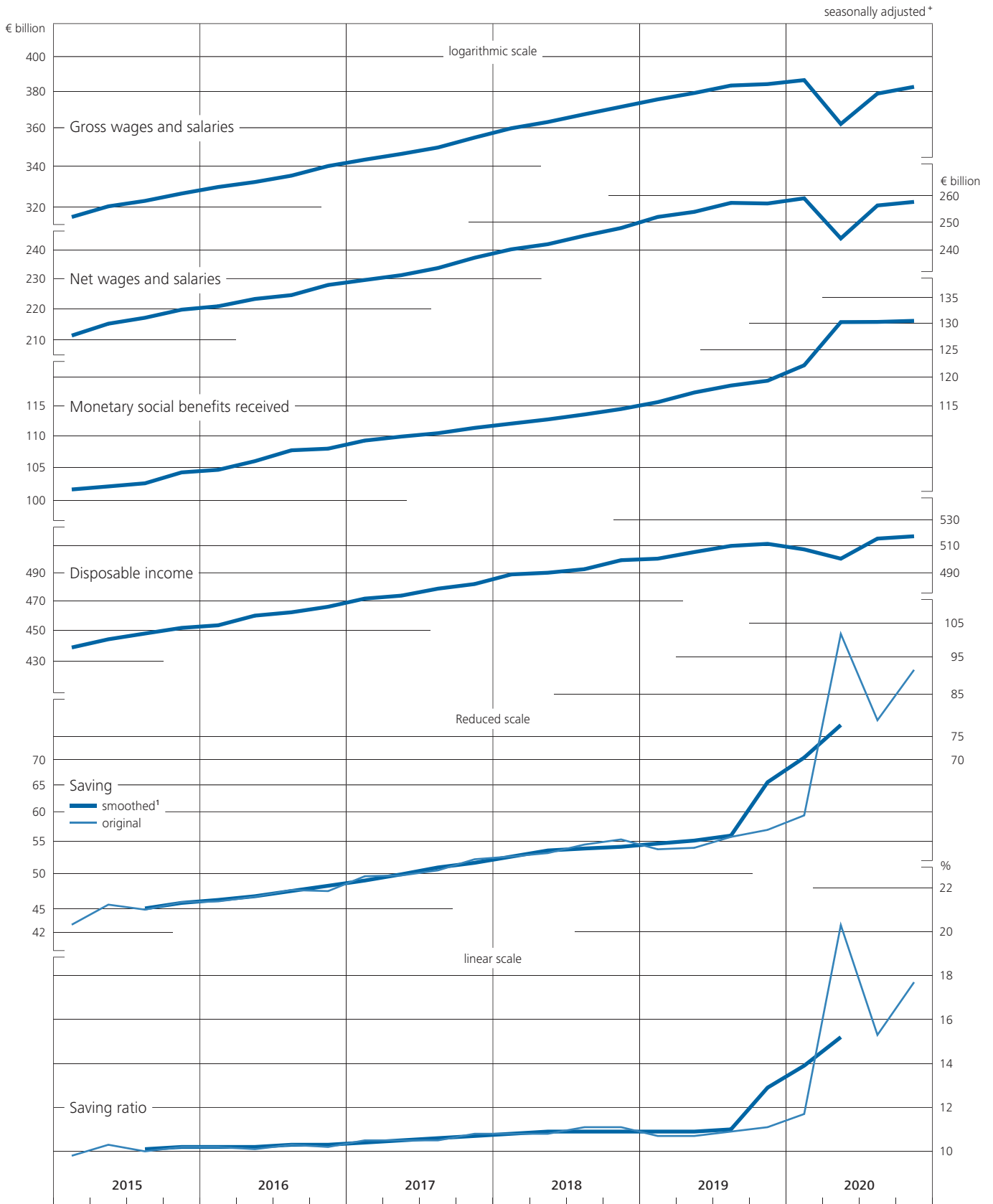
| Period  | seasonally adjusted +      |                                  |                |                                  |                        |                                  |   |                                  |               |                                  |                                  |                                  |                       |                                  |            |                                  |                  |
|---------|----------------------------|----------------------------------|----------------|----------------------------------|------------------------|----------------------------------|---|----------------------------------|---------------|----------------------------------|----------------------------------|----------------------------------|-----------------------|----------------------------------|------------|----------------------------------|------------------|
|         | Gross wages and salaries 1 |                                  | Deductions 2,3 |                                  | Net wages and salaries |                                  | Monetary social benefits received (A) 4 |                                  | Mass income 3 |                                  | Operating surplus/mixed income 5 |                                  | Disposable income 3,6 |                                  | Saving 3,6 |                                  | Saving ratio 3,7 |
|         | € billion                  | Change from previous period in % | € billion      | Change from previous period in % | € billion              | Change from previous period in % | € billion                               | Change from previous period in % | € billion     | Change from previous period in % | € billion                        | Change from previous period in % | € billion             | Change from previous period in % | € billion  | Change from previous period in % | %                |
| 2005 Q4 | 233.559                    | 0.5                              | 74.362         | 1.3                              | 159.197                | 0.1                              | 87.369                                  | 0.0                              | 246.566       | 0.1                              | 124.377                          | 3.8                              | 366.757               | 1.2                              | 40.714     | 5.7                              | 11.1             |
| 2006 Q1 | 233.403                    | -0.1                             | 75.401         | 1.4                              | 158.002                | -0.8                             | 87.218                                  | -0.2                             | 245.220       | -0.5                             | 124.650                          | 0.2                              | 366.808               | 0.0                              | 37.748     | -7.3                             | 10.3             |
| 2006 Q2 | 235.578                    | 0.9                              | 75.884         | 0.6                              | 159.694                | 1.1                              | 87.538                                  | 0.4                              | 247.232       | 0.8                              | 126.648                          | 1.6                              | 369.927               | 0.9                              | 39.275     | 4.0                              | 10.6             |
| 2006 Q3 | 237.923                    | 1.0                              | 76.372         | 0.6                              | 161.551                | 1.2                              | 86.816                                  | -0.8                             | 248.367       | 0.5                              | 127.713                          | 0.8                              | 370.737               | 0.2                              | 39.382     | 0.3                              | 10.6             |
| 2006 Q4 | 239.131                    | 0.5                              | 77.410         | 1.4                              | 161.721                | 0.1                              | 86.050                                  | -0.9                             | 247.771       | -0.2                             | 137.867                          | 8.0                              | 378.752               | 2.2                              | 41.678     | 5.8                              | 11.0             |
| 2007 Q1 | 241.709                    | 1.1                              | 78.280         | 1.1                              | 163.429                | 1.1                              | 86.056                                  | 0.0                              | 249.485       | 0.7                              | 130.190                          | -5.6                             | 373.251               | -1.5                             | 40.435     | -3.0                             | 10.8             |
| 2007 Q2 | 244.080                    | 1.0                              | 79.641         | 1.7                              | 164.439                | 0.6                              | 86.219                                  | 0.2                              | 250.658       | 0.5                              | 130.157                          | -0.0                             | 376.058               | 0.8                              | 39.904     | -1.3                             | 10.6             |
| 2007 Q3 | 244.897                    | 0.3                              | 79.891         | 0.3                              | 165.006                | 0.3                              | 86.441                                  | 0.3                              | 251.447       | 0.3                              | 132.718                          | 2.0                              | 377.972               | 0.5                              | 39.591     | -0.8                             | 10.5             |
| 2007 Q4 | 248.033                    | 1.3                              | 81.081         | 1.5                              | 166.952                | 1.2                              | 86.494                                  | 0.1                              | 253.446       | 0.8                              | 138.472                          | 4.3                              | 383.956               | 1.6                              | 41.702     | 5.3                              | 10.9             |
| 2008 Q1 | 252.023                    | 1.6                              | 82.246         | 1.4                              | 169.777                | 1.7                              | 86.320                                  | -0.2                             | 256.097       | 1.0                              | 135.461                          | -2.2                             | 383.708               | -0.1                             | 41.859     | 0.4                              | 10.9             |
| 2008 Q2 | 254.087                    | 0.8                              | 83.801         | 1.9                              | 170.286                | 0.3                              | 87.001                                  | 0.8                              | 257.287       | 0.5                              | 140.210                          | 3.5                              | 391.287               | 2.0                              | 44.974     | 7.4                              | 11.5             |
| 2008 Q3 | 255.279                    | 0.5                              | 83.988         | 0.2                              | 171.291                | 0.6                              | 86.862                                  | -0.2                             | 258.153       | 0.3                              | 140.104                          | -0.1                             | 392.142               | 0.2                              | 44.639     | -0.7                             | 11.4             |
| 2008 Q4 | 257.631                    | 0.9                              | 85.612         | 1.9                              | 172.019                | 0.4                              | 87.512                                  | 0.7                              | 259.531       | 0.5                              | 131.887                          | -5.9                             | 382.817               | -2.4                             | 37.655     | -15.6                            | 9.8              |
| 2009 Q1 | 254.761                    | -1.1                             | 84.916         | -0.8                             | 169.845                | -1.3                             | 89.364                                  | 2.1                              | 259.209       | -0.1                             | 132.297                          | 0.3                              | 385.075               | 0.6                              | 39.963     | 6.1                              | 10.4             |
| 2009 Q2 | 253.432                    | -0.5                             | 83.234         | -2.0                             | 170.198                | 0.2                              | 93.012                                  | 4.1                              | 263.210       | 1.5                              | 129.855                          | -1.8                             | 386.489               | 0.4                              | 40.615     | 1.6                              | 10.5             |
| 2009 Q3 | 255.777                    | 0.9                              | 83.367         | 0.2                              | 172.410                | 1.3                              | 94.325                                  | 1.4                              | 266.735       | 1.3                              | 122.283                          | -5.8                             | 384.279               | -0.6                             | 40.009     | -1.5                             | 10.4             |
| 2009 Q4 | 257.482                    | 0.7                              | 83.928         | 0.7                              | 173.554                | 0.7                              | 94.248                                  | -0.1                             | 267.802       | 0.4                              | 120.950                          | -1.1                             | 384.327               | 0.0                              | 39.196     | -2.0                             | 10.2             |
| 2010 Q1 | 259.313                    | 0.7                              | 82.593         | -1.6                             | 176.720                | 1.8                              | 94.429                                  | 0.2                              | 271.149       | 1.2                              | 123.812                          | 2.4                              | 388.196               | 1.0                              | 40.830     | 4.2                              | 10.5             |
| 2010 Q2 | 261.482                    | 0.8                              | 82.728         | 0.2                              | 178.754                | 1.2                              | 94.541                                  | 0.1                              | 273.295       | 0.8                              | 124.628                          | 0.7                              | 392.245               | 1.0                              | 40.880     | 0.1                              | 10.4             |
| 2010 Q3 | 264.250                    | 1.1                              | 84.116         | 1.7                              | 180.134                | 0.8                              | 93.202                                  | -1.4                             | 273.336       | 0.0                              | 125.846                          | 1.0                              | 395.527               | 0.8                              | 40.468     | -1.0                             | 10.2             |
| 2010 Q4 | 267.291                    | 1.2                              | 85.442         | 1.6                              | 181.849                | 1.0                              | 93.737                                  | 0.6                              | 275.586       | 0.8                              | 128.540                          | 2.1                              | 399.634               | 1.0                              | 40.217     | -0.6                             | 10.1             |
| 2011 Q1 | 272.039                    | 1.8                              | 87.929         | 2.9                              | 184.110                | 1.2                              | 93.108                                  | -0.7                             | 277.218       | 0.6                              | 129.014                          | 0.4                              | 401.580               | 0.5                              | 40.172     | -0.1                             | 10.0             |
| 2011 Q2 | 275.291                    | 1.2                              | 89.295         | 1.6                              | 185.996                | 1.0                              | 92.564                                  | -0.6                             | 278.560       | 0.5                              | 132.926                          | 3.0                              | 405.797               | 1.1                              | 40.857     | 1.7                              | 10.1             |
| 2011 Q3 | 276.764                    | 0.5                              | 89.679         | 0.4                              | 187.085                | 0.6                              | 92.744                                  | 0.2                              | 279.829       | 0.5                              | 133.374                          | 0.3                              | 409.082               | 0.8                              | 41.215     | 0.9                              | 10.1             |
| 2011 Q4 | 279.451                    | 1.0                              | 90.200         | 0.6                              | 189.251                | 1.2                              | 92.663                                  | -0.1                             | 281.914       | 0.7                              | 136.466                          | 2.3                              | 411.624               | 0.6                              | 40.901     | -0.8                             | 9.9              |
| 2012 Q1 | 283.181                    | 1.3                              | 91.701         | 1.7                              | 191.480                | 1.2                              | 93.322                                  | 0.7                              | 284.802       | 1.0                              | 136.993                          | 0.4                              | 419.155               | 1.8                              | 42.115     | 3.0                              | 10.0             |
| 2012 Q2 | 287.000                    | 1.3                              | 93.161         | 1.6                              | 193.839                | 1.2                              | 94.126                                  | 0.9                              | 287.965       | 1.1                              | 132.648                          | -3.2                             | 415.619               | -0.8                             | 41.047     | -2.5                             | 9.9              |
| 2012 Q3 | 288.588                    | 0.6                              | 94.188         | 1.1                              | 194.400                | 0.3                              | 94.511                                  | 0.4                              | 288.911       | 0.3                              | 133.694                          | 0.8                              | 416.195               | 0.1                              | 40.209     | -2.0                             | 9.7              |
| 2012 Q4 | 291.188                    | 0.9                              | 94.772         | 0.6                              | 196.416                | 1.0                              | 94.810                                  | 0.3                              | 291.226       | 0.8                              | 133.325                          | -0.3                             | 417.429               | 0.3                              | 37.661     | -6.3                             | 9.0              |
| 2013 Q1 | 292.478                    | 0.4                              | 95.010         | 0.3                              | 197.468                | 0.5                              | 95.313                                  | 0.5                              | 292.781       | 0.5                              | 130.670                          | -2.0                             | 419.395               | 0.5                              | 39.294     | 4.3                              | 9.4              |
| 2013 Q2 | 295.150                    | 0.9                              | 96.185         | 1.2                              | 198.965                | 0.8                              | 96.170                                  | 0.9                              | 295.135       | 0.8                              | 134.711                          | 3.1                              | 422.627               | 0.8                              | 39.959     | 1.7                              | 9.5              |
| 2013 Q3 | 298.113                    | 1.0                              | 97.233         | 1.1                              | 200.880                | 1.0                              | 96.195                                  | 0.0                              | 297.075       | 0.7                              | 135.418                          | 0.5                              | 424.855               | 0.5                              | 39.157     | -2.0                             | 9.2              |
| 2013 Q4 | 300.603                    | 0.8                              | 98.563         | 1.4                              | 202.040                | 0.6                              | 96.200                                  | 0.0                              | 298.240       | 0.4                              | 132.779                          | -1.9                             | 423.969               | -0.2                             | 38.652     | -1.3                             | 9.1              |
| 2014 Q1 | 304.713                    | 1.4                              | 99.361         | 0.8                              | 205.352                | 1.6                              | 97.451                                  | 1.3                              | 302.803       | 1.5                              | 130.199                          | -1.9                             | 429.189               | 1.2                              | 41.869     | 8.3                              | 9.8              |
| 2014 Q2 | 307.130                    | 0.8                              | 99.967         | 0.6                              | 207.163                | 0.9                              | 97.406                                  | -0.0                             | 304.569       | 0.6                              | 132.266                          | 1.6                              | 431.397               | 0.5                              | 42.839     | 2.3                              | 9.9              |
| 2014 Q3 | 309.819                    | 0.9                              | 101.396        | 1.4                              | 208.423                | 0.6                              | 98.686                                  | 1.3                              | 307.109       | 0.8                              | 135.583                          | 2.5                              | 435.938               | 1.1                              | 42.856     | 0.0                              | 9.8              |
| 2014 Q4 | 312.507                    | 0.9                              | 102.961        | 1.5                              | 209.546                | 0.5                              | 100.478                                 | 1.8                              | 310.024       | 0.9                              | 134.306                          | -0.9                             | 437.985               | 0.5                              | 43.045     | 0.4                              | 9.8              |
| 2015 Q1 | 315.411                    | 0.9                              | 104.006        | 1.0                              | 211.405                | 0.9                              | 101.617                                 | 1.1                              | 313.022       | 1.0                              | 132.156                          | -1.6                             | 438.717               | 0.2                              | 42.958     | -0.2                             | 9.8              |
| 2015 Q2 | 320.437                    | 1.6                              | 105.281        | 1.2                              | 215.156                | 1.8                              | 102.076                                 | 0.5                              | 317.232       | 1.3                              | 131.465                          | -0.5                             | 444.082               | 1.2                              | 45.587     | 6.1                              | 10.3             |
| 2015 Q3 | 323.033                    | 0.8                              | 105.981        | 0.7                              | 217.052                | 0.9                              | 102.549                                 | 0.5                              | 319.601       | 0.7                              | 136.895                          | 4.1                              | 447.888               | 0.9                              | 44.917     | -1.5                             | 10.0             |
| 2015 Q4 | 326.575                    | 1.1                              | 106.898        | 0.9                              | 219.677                | 1.2                              | 104.217                                 | 1.6                              | 323.894       | 1.3                              | 134.872                          | -1.5                             | 451.652               | 0.8                              | 45.908     | 2.2                              | 10.2             |
| 2016 Q1 | 329.748                    | 1.0                              | 108.968        | 1.9                              | 220.780                | 0.5                              | 104.619                                 | 0.4                              | 325.399       | 0.5                              | 136.095                          | 0.9                              | 453.381               | 0.4                              | 46.029     | 0.3                              | 10.2             |
| 2016 Q2 | 332.182                    | 0.7                              | 108.993        | 0.0                              | 223.189                | 1.1                              | 105.966                                 | 1.3                              | 329.155       | 1.2                              | 138.150                          | 1.5                              | 459.905               | 1.4                              | 46.677     | 1.4                              | 10.1             |
| 2016 Q3 | 335.329                    | 0.9                              | 110.872        | 1.7                              | 224.457                | 0.6                              | 107.685                                 | 1.6                              | 332.142       | 0.9                              | 138.263                          | 0.1                              | 462.196               | 0.5                              | 47.603     | 2.0                              | 10.3             |
| 2016 Q4 | 340.129                    | 1.4                              | 112.264        | 1.3                              | 227.865                | 1.5                              | 107.948                                 | 0.2                              | 335.813       | 1.1                              | 139.024                          | 0.6                              | 465.995               | 0.8                              | 47.452     | -0.3                             | 10.2             |
| 2017 Q1 | 343.361                    | 1.0                              | 113.834        | 1.4                              | 229.527                | 0.7                              | 109.246                                 | 1.2                              | 338.773       | 0.9                              | 143.440                          | 3.2                              | 471.646               | 1.2                              | 49.583     | 4.5                              | 10.5             |
| 2017 Q2 | 346.309                    | 0.9                              | 115.119        | 1.1                              | 231.190                | 0.7                              | 109.896                                 | 0.6                              | 341.086       | 0.7                              | 140.808                          | -1.8                             | 473.722               | 0.4                              | 49.708     | 0.3                              | 10.5             |
| 2017 Q3 | 349.607                    | 1.0                              | 115.975        | 0.7                              | 233.632                | 1.1                              | 110.443                                 | 0.5                              | 344.075       | 0.9                              | 144.853                          | 2.9                              | 478.646               | 1.0                              | 50.457     | 1.5                              | 10.5             |
| 2017 Q4 | 354.779                    | 1.5                              | 117.545        | 1.4                              | 237.234                | 1.5                              | 111.319                                 | 0.8                              | 348.553       | 1.3                              | 142.722                          | -1.5                             | 481.928               | 0.7                              | 52.144     | 3.3                              | 10.8             |
| 2018 Q1 | 359.694                    | 1.4                              | 119.492        | 1.7                              | 240.202                | 1.3                              | 112.025                                 | 0.6                              | 352.227       | 1.1                              | 149.371                          | 4.7                              | 488.843               | 1.4                              | 52.571     | 0.8                              | 10.8             |
| 2018 Q2 | 363.059                    | 0.9                              | 121.025        | 1.3                              | 242.034                | 0.8                              | 112.724                                 | 0.6                              | 354.758       | 0.7                              | 145.784                          | -2.4                             | 490.075               | 0.3                              | 53.108     | 1.0                              | 10.8             |
| 2018 Q3 | 367.245                    | 1.2                              | 122.150        | 0.9                              | 245.095                | 1.3                              | 113.552                                 | 0.7                              | 358.647       | 1.1                              | 142.838                          | -2.0                             | 492.651               | 0.5                              | 54.463     | 2.6                              | 11.1             |
| 2018 Q4 | 371.319                    | 1.1                              | 123.417        | 1.0                              | 247.902                | 1.1                              | 114.471                                 | 0.8                              | 362.373       | 1.0                              | 144.816                          | 1.4                              | 499.266               | 1.3                              | 55.299     | 1.5                              | 11.1             |
| 2019 Q1 | 375.428                    | 1.1                              | 123.421        | 0.0                              | 252.007                | 1.7                              | 115.642                                 | 1.0                              | 367.649       | 1.5                              | 145.394                          | 0.4                              | 500.383               | 0.2                              | 53.709     | -2.9                             | 10.7             |
| 2019 Q2 | 378.984                    | 0.9                              | 125.073        | 1.3                              | 253.911                | 0.8                              | 117.308                                 | 1.0                              | 371.219       | 1.0                              | 145.860                          | 0.3                              | 505.312               | 1.0                              | 53.944     | 0.4                              | 10.7             |
| 2019 Q3 | 383.202                    | 1.1                              | 125.890        | 0.7                              | 257.312                | 1.3                              | 118.523                                 | 1.0                              | 375.835       | 1.2                              | 142.717                          | -2.2                             | 509.936               | 0.9                              | 55.713     | 3.3                              | 10.9             |
| 2019 Q4 | 384.019                    | 0.2                              | 126.943        | 0.8                              | 257.076                | -0.1                             | 119.367                                 | 0.7                              | 376.443       | 0.2                              | 144.432                          | 1.2                              | 511.492               | 0.3                              | 56.886     | 2.1                              | 11.1             |
| 2020 Q1 | 386.297                    | 0.6                              | 127.244        | 0.2                              | 259.053                | 0.8                              | 122.129                                 | 2.3                              | 381.182       | 1.3                              | 147.051                          | 1.8                              | 507.294               | -0.8                             | 59.381     | 4.4                              | 11.7             |
| 2020 Q2 | 362.008                    | -6.3                             | 117.902        | -7.3                             | 244.106                | -5.8                             | 130.198                                 | 6.6                              | 374.304       | -1.8                             | 132.592                          | -9.8                             | 500.367               | -1.4                             | 101.636    | 71.2                             | 20.3             |
| 2020 Q3 | 378.653                    | 4.6                              | 122.329        | 3.8                              | 256.324                | 5.0                              | 130.232                                 | 0.0                              | 386.556       | 3.3                              | 133.461                          | 0.7                              | 515.479               | 3.0                              | 78.713     | -22.6                            | 15.3             |
| 2020 Q4 | 382.476                    | 1.0                              | 124.784        | 2.0                              | 257.692                | 0.5                              | 130.442                                 | 0.2                              | 388.134       | 0.4                              | 132.287                          | -0.9                             | 517.261               | 0.3                              | 91.372     | 16.1                             | 17.7             |

Source of the unadjusted figures: Federal Statistical Office. \* Households including non-profit institutions serving households. Last update: February 2021. + Not adjusted for working-day variations. 1 Residence concept. 2 Wage tax payable on gross wages and salaries, and employees' social contributions. 3 Derived from seasonally adjusted basic series. 4 Cash benefits from social security funds, general government and

non-residents, pensions (net), private funded social benefits, less levies on social benefits, taxes on consumer goods and government charges. 5 Including property income. 6 Including the adjustment for the change in the net equity of households in pension funds reserves. 7 Saving as a percentage of disposable income. 8 Figures revised as of Q1 2020.

## II. Macroeconomic accounting systems

### 5. Households' income



<sup>+</sup> Not adjusted for working-day variations. <sup>1</sup> Moving average over five quarters.

## II. Macroeconomic accounting systems

### 6. Productivity and labour costs in the economy as a whole \*

| Period  | GDP at previous-year prices per total hours worked |                                  | Compensation per employee hours worked (domestic concept) |                                  | Labour costs         |                                  |                        |                                  | GDP deflator |                                  |
|---------|--|----------------------------------|---|----------------------------------|----------------------|----------------------------------|------------------------|----------------------------------|--------------|----------------------------------|
|         | 2015 = 100   | Change from previous period in % | 2015 = 100  | Change from previous period in % | Per unit of output 1 |                                  | Per unit of turnover 2 |                                  | 2015 = 100   | Change from previous period in % |
|         |  |                                  |   |                                  | 2015 = 100           | Change from previous period in % | 2015 = 100             | Change from previous period in % |              |                                  |
| 2005 Q2 | 92.72  | -0.5                             | 3 80.13   | -3.0                             | 3 86.42              | -2.6                             | 3 99.17                | -2.6                             | 87.15        | 0.1                              |
| Q3      | 93.22  | 0.5                              | 80.61   | 0.6                              | 86.47                | 0.1                              | 99.19                  | 0.0                              | 87.18        | 0.0                              |
| Q4      | 93.12  | -0.1                             | 80.36   | -0.3                             | 86.30                | -0.2                             | 98.83                  | -0.4                             | 87.31        | 0.1                              |
| 2006 Q1 | 93.46  | 0.4                              | 79.64   | -0.9                             | 85.21                | -1.3                             | 97.75                  | -1.1                             | 87.16        | -0.2                             |
| Q2      | 94.52  | 1.1                              | 80.41   | 1.0                              | 85.07                | -0.2                             | 97.20                  | -0.6                             | 87.53        | 0.4                              |
| Q3      | 94.65  | 0.1                              | 80.84   | 0.5                              | 85.41                | 0.4                              | 97.55                  | 0.4                              | 87.54        | 0.0                              |
| Q4      | 95.49  | 0.9                              | 80.25   | -0.7                             | 84.04                | -1.6                             | 95.64                  | -2.0                             | 87.87        | 0.4                              |
| 2007 Q1 | 95.01  | -0.5                             | 79.94   | -0.4                             | 84.14                | 0.1                              | 94.95                  | -0.7                             | 88.61        | 0.8                              |
| Q2      | 95.45  | 0.5                              | 80.83   | 1.1                              | 84.68                | 0.6                              | 95.22                  | 0.3                              | 88.92        | 0.3                              |
| Q3      | 95.90  | 0.5                              | 81.41   | 0.7                              | 84.89                | 0.2                              | 95.14                  | -0.1                             | 89.21        | 0.3                              |
| Q4      | 96.28  | 0.4                              | 81.54   | 0.2                              | 84.69                | -0.2                             | 94.57                  | -0.6                             | 89.54        | 0.4                              |
| 2008 Q1 | 96.32  | 0.0                              | 3 82.40   | 1.1                              | 3 85.55              | 1.0                              | 3 95.58                | 1.1                              | 89.50        | -0.0                             |
| Q2      | 95.89  | -0.4                             | 3 81.75   | -0.8                             | 3 85.25              | -0.4                             | 3 94.97                | -0.6                             | 89.76        | 0.3                              |
| Q3      | 95.75  | -0.1                             | 83.41   | 2.0                              | 87.11                | 2.2                              | 96.84                  | 2.0                              | 89.95        | 0.2                              |
| Q4      | 94.76  | -1.0                             | 84.93   | 1.8                              | 89.63                | 2.9                              | 99.19                  | 2.4                              | 90.35        | 0.4                              |
| 2009 Q1 | 91.37  | -3.6                             | 85.46   | 0.6                              | 93.53                | 4.4                              | 102.79                 | 3.6                              | 90.98        | 0.7                              |
| Q2      | 92.76  | 1.5                              | 86.57   | 1.3                              | 93.33                | -0.2                             | 102.18                 | -0.6                             | 91.32        | 0.4                              |
| Q3      | 93.28  | 0.6                              | 86.64   | 0.1                              | 92.88                | -0.5                             | 101.19                 | -1.0                             | 91.79        | 0.5                              |
| Q4      | 93.80  | 0.6                              | 86.47   | -0.2                             | 92.19                | -0.7                             | 100.15                 | -1.0                             | 92.04        | 0.3                              |
| 2010 Q1 | 94.10  | 0.3                              | 87.43   | 1.1                              | 92.91                | 0.8                              | 100.88                 | 0.7                              | 92.09        | 0.1                              |
| Q2      | 95.13  | 1.1                              | 86.79   | -0.7                             | 91.23                | -1.8                             | 99.61                  | -1.3                             | 91.58        | -0.6                             |
| Q3      | 95.53  | 0.4                              | 87.18   | 0.4                              | 91.26                | 0.0                              | 98.87                  | -0.7                             | 92.29        | 0.8                              |
| Q4      | 95.00  | -0.6                             | 86.28   | -1.0                             | 90.82                | -0.5                             | 98.16                  | -0.7                             | 92.52        | 0.2                              |
| 2011 Q1 | 96.96  | 2.1                              | 88.06   | 2.1                              | 90.82                | 0.0                              | 98.16                  | 0.0                              | 92.52        | 0.0                              |
| Q2      | 97.32  | 0.4                              | 89.30   | 1.4                              | 91.76                | 1.0                              | 98.79                  | 0.6                              | 92.87        | 0.4                              |
| Q3      | 97.87  | 0.6                              | 89.55   | 0.3                              | 91.50                | -0.3                             | 98.14                  | -0.7                             | 93.23        | 0.4                              |
| Q4      | 97.47  | -0.4                             | 90.16   | 0.7                              | 92.50                | 1.1                              | 98.55                  | 0.4                              | 93.86        | 0.7                              |
| 2012 Q1 | 97.51  | 0.0                              | 90.55   | 0.4                              | 92.86                | 0.4                              | 98.93                  | 0.4                              | 93.87        | 0.0                              |
| Q2      | 98.20  | 0.7                              | 93.14   | 2.9                              | 94.85                | 2.1                              | 100.78                 | 1.9                              | 94.10        | 0.2                              |
| Q3      | 98.31  | 0.1                              | 93.56   | 0.5                              | 95.17                | 0.3                              | 100.45                 | -0.3                             | 94.74        | 0.7                              |
| Q4      | 98.02  | -0.3                             | 94.07   | 0.5                              | 95.97                | 0.8                              | 100.66                 | 0.2                              | 95.33        | 0.6                              |
| 2013 Q1 | 98.18  | 0.2                              | 95.36   | 1.4                              | 97.13                | 1.2                              | 101.29                 | 0.6                              | 95.89        | 0.6                              |
| Q2      | 98.40  | 0.2                              | 94.71   | -0.7                             | 96.25                | -0.9                             | 100.07                 | -1.2                             | 96.18        | 0.3                              |
| Q3      | 98.43  | 0.0                              | 94.91   | 0.2                              | 96.42                | 0.2                              | 99.82                  | -0.2                             | 96.59        | 0.4                              |
| Q4      | 98.86  | 0.4                              | 96.14   | 1.3                              | 97.25                | 0.9                              | 100.47                 | 0.7                              | 96.79        | 0.2                              |
| 2014 Q1 | 98.94  | 0.1                              | 96.50   | 0.4                              | 97.53                | 0.3                              | 99.91                  | -0.6                             | 97.61        | 0.8                              |
| Q2      | 99.22  | 0.3                              | 97.44   | 1.0                              | 98.21                | 0.7                              | 100.07                 | 0.2                              | 98.12        | 0.5                              |
| Q3      | 99.65  | 0.4                              | 97.69   | 0.3                              | 98.03                | -0.2                             | 99.67                  | -0.4                             | 98.35        | 0.2                              |
| Q4      | 100.17   | 0.5                              | 98.39   | 0.7                              | 98.22                | 0.2                              | 99.64                  | -0.0                             | 98.57        | 0.2                              |
| 2015 Q1 | 99.48  | -0.7                             | 99.02   | 0.6                              | 99.54                | 1.3                              | 100.04                 | 0.4                              | 99.48        | 0.9                              |
| Q2      | 99.75  | 0.3                              | 100.04  | 1.0                              | 100.29               | 0.8                              | 100.39                 | 0.3                              | 99.87        | 0.4                              |
| Q3      | 100.40   | 0.7                              | 100.46  | 0.4                              | 100.06               | -0.2                             | 99.84                  | -0.5                             | 100.20       | 0.3                              |
| Q4      | 100.37   | -0.0                             | 100.47  | 0.0                              | 100.10               | 0.0                              | 99.75                  | -0.1                             | 100.33       | 0.1                              |
| 2016 Q1 | 101.42   | 1.0                              | 102.61  | 2.1                              | 101.17               | 1.1                              | 100.25                 | 0.5                              | 100.90       | 0.6                              |
| Q2      | 101.09   | -0.3                             | 100.84  | -1.7                             | 99.75                | -1.4                             | 98.56                  | -1.7                             | 101.18       | 0.3                              |
| Q3      | 101.24   | 0.1                              | 102.63  | 1.8                              | 101.37               | 1.6                              | 99.94                  | 1.4                              | 101.42       | 0.2                              |
| Q4      | 101.69   | 0.4                              | 103.97  | 1.3                              | 102.24               | 0.9                              | 100.48                 | 0.5                              | 101.72       | 0.3                              |
| 2017 Q1 | 102.43   | 0.7                              | 103.58  | -0.4                             | 101.12               | -1.1                             | 99.21                  | -1.3                             | 101.89       | 0.2                              |
| Q2      | 102.73   | 0.3                              | 105.14  | 1.5                              | 102.35               | 1.2                              | 99.84                  | 0.6                              | 102.49       | 0.6                              |
| Q3      | 103.07   | 0.3                              | 105.61  | 0.4                              | 102.46               | 0.1                              | 99.49                  | -0.4                             | 102.96       | 0.5                              |
| Q4      | 104.02   | 0.9                              | 107.21  | 1.5                              | 103.07               | 0.6                              | 99.72                  | 0.2                              | 103.33       | 0.4                              |
| 2018 Q1 | 103.86   | -0.2                             | 107.68  | 0.4                              | 103.68               | 0.6                              | 100.11                 | 0.4                              | 103.54       | 0.2                              |
| Q2      | 102.92   | -0.9                             | 106.93  | -0.7                             | 103.90               | 0.2                              | 99.79                  | -0.3                             | 104.09       | 0.5                              |
| Q3      | 102.79   | -0.1                             | 109.20  | 2.1                              | 106.24               | 2.3                              | 101.63                 | 1.8                              | 104.50       | 0.4                              |
| Q4      | 102.92   | 0.1                              | 109.66  | 0.4                              | 106.55               | 0.3                              | 101.05                 | -0.6                             | 105.41       | 0.9                              |
| 2019 Q1 | 102.97   | 0.0                              | 109.93  | 0.2                              | 106.76               | 0.2                              | 101.04                 | -0.0                             | 105.63       | 0.2                              |
| Q2      | 103.05   | 0.1                              | 111.73  | 1.6                              | 108.42               | 1.6                              | 101.91                 | 0.9                              | 106.36       | 0.7                              |
| Q3      | 102.84   | -0.2                             | 112.12  | 0.3                              | 109.02               | 0.6                              | 101.87                 | -0.0                             | 107.00       | 0.6                              |
| Q4      | 103.48   | 0.6                              | 113.45  | 1.2                              | 109.63               | 0.6                              | 101.75                 | -0.1                             | 107.73       | 0.7                              |
| 2020 Q1 | 102.69   | -0.8                             | 114.53  | 1.0                              | 111.53               | 1.7                              | 102.97                 | 1.2                              | 108.31       | 0.5                              |
| Q2      | 100.30   | -2.3                             | 117.54  | 2.6                              | 117.19               | 5.1                              | 107.66                 | 4.6                              | 108.85       | 0.5                              |
| Q3      | 103.23   | 2.9                              | 115.39  | -1.8                             | 111.78               | -4.6                             | 103.59                 | -3.8                             | 107.80       | -1.0                             |
| Q4      | 105.25   | 2.0                              | 117.78  | 2.1                              | 111.90               | 0.1                              | 103.06                 | -0.5                             | 108.55       | 0.7                              |
| 2021 Q1 | ...  | ...                              | ...   | ...                              | ...                  | ...                              | ...                    | ...                              | 110.81       | 2.1                              |

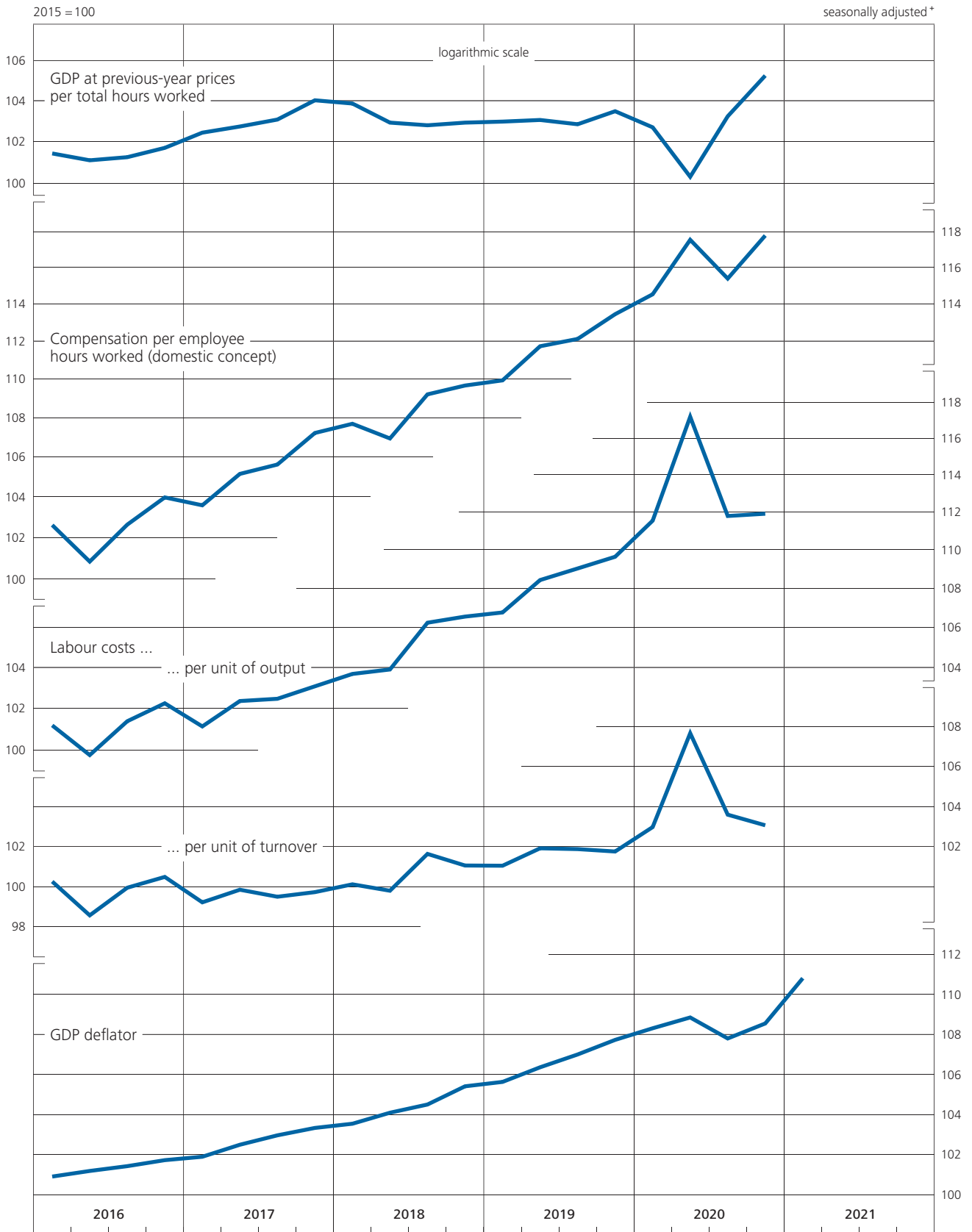
Sources of the unadjusted figures: Federal Statistical Office, Institute for Employment Research of the Federal Employment Agency. \* Last update: GDP deflator 30 April 2021, productivity and labour costs February 2021. + Not adjusted for working-day variations; derived from seasonally adjusted basic series, except GDP deflator. 1 Index of compensation per employee hours worked divided by index of GDP at previous-year

prices per total hours worked. 2 Index of compensation per employee hours worked divided by index of nominal GDP per total hours worked. 3 Quarterly change mainly affected by the particularly significant calendar irregularities, which are largely balanced out over a six-month period. 4 GDP deflator revised as of Q3 2020.



## II. Macroeconomic accounting systems

### 6. Productivity and labour costs in the economy as a whole



## II. Macroeconomic accounting systems

### 7. Unit labour costs in selected economic sectors \*

seasonally adjusted +

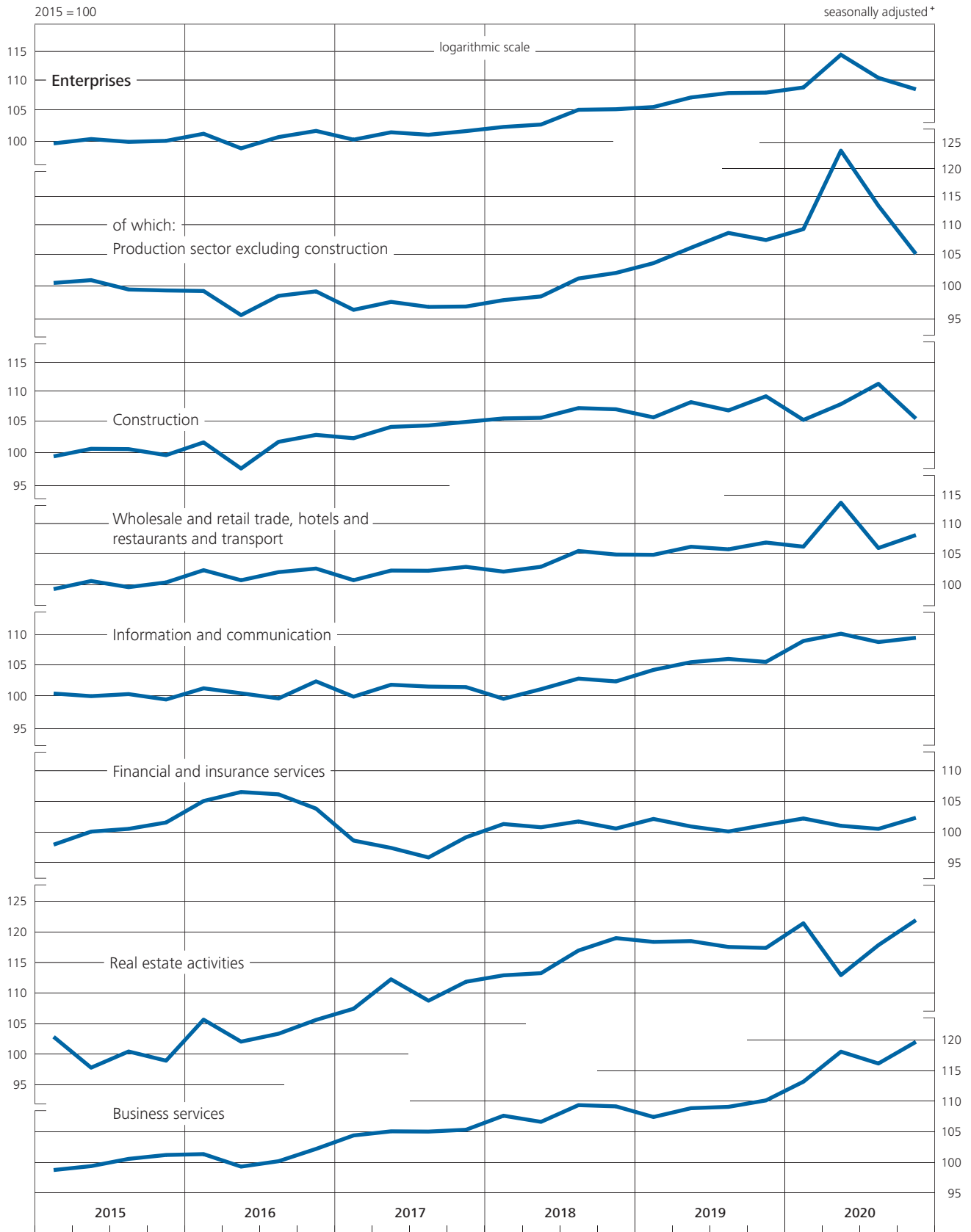
| Period  | Enterprises 1 |                                  | of which:                                |                                  |              |                                  |  |                                  |                               |                                  |                                  |                                  |                        |                                  |                   |                                  |
|---------|---------------|----------------------------------|--|----------------------------------|--------------|----------------------------------|--|----------------------------------|-------------------------------|----------------------------------|----------------------------------|----------------------------------|------------------------|----------------------------------|-------------------|----------------------------------|
|         |               |                                  | Production sector excluding construction |                                  | Construction |                                  | Wholesale and retail trade, hotels and restaurants and transport |                                  | Information and communication |                                  | Financial and insurance services |                                  | Real estate activities |                                  | Business services |                                  |
|         | 2015=100      | Change from previous period in % | 2015=100                                 | Change from previous period in % | 2015=100     | Change from previous period in % | 2015=100   | Change from previous period in % | 2015=100                      | Change from previous period in % | 2015=100                         | Change from previous period in % | 2015=100               | Change from previous period in % | 2015=100          | Change from previous period in % |
| 2005 Q4 | 87.43         | -0.5                             | 92.73                                    | -0.8                             | 83.72        | 1.4                              | 88.92  | -1.2                             | 116.38                        | -0.7                             | 85.79                            | 1.7                              | 100.70                 | 0.3                              | 63.93             | -0.9                             |
| 2006 Q1 | 86.05         | -1.6                             | 90.31                                    | -2.6                             | 84.79        | 1.3                              | 85.07  | -4.3                             | 111.86                        | -3.9                             | 86.80                            | 1.2                              | 99.61                  | -1.1                             | 65.89             | 3.1                              |
| Q2      | 86.04         | -0.0                             | 90.58                                    | 0.3                              | 84.85        | 0.1                              | 84.99  | -0.1                             | 110.57                        | -1.2                             | 86.19                            | -0.7                             | 98.22                  | -1.4                             | 65.92             | 0.0                              |
| Q3      | 86.36         | 0.4                              | 91.10                                    | 0.6                              | 83.08        | -2.1                             | 84.63  | -0.4                             | 110.38                        | -0.2                             | 87.69                            | 1.7                              | 99.33                  | 1.1                              | 66.75             | 1.3                              |
| Q4      | 84.61         | -2.0                             | 88.88                                    | -2.4                             | 81.44        | -2.0                             | 82.41  | -2.6                             | 108.58                        | -1.6                             | 86.70                            | -1.1                             | 98.59                  | -0.7                             | 65.81             | -1.4                             |
| 2007 Q1 | 84.54         | -0.1                             | 88.39                                    | -0.6                             | 83.10        | 2.0                              | 84.07  | 2.0                              | 101.52                        | -6.5                             | 85.86                            | -1.0                             | 97.82                  | -0.8                             | 66.20             | 0.6                              |
| Q2      | 85.35         | 1.0                              | 89.81                                    | 1.6                              | 87.73        | 5.6                              | 84.03  | -0.0                             | 103.19                        | 1.6                              | 86.39                            | 0.6                              | 96.37                  | -1.5                             | 66.19             | -0.0                             |
| Q3      | 85.30         | -0.1                             | 89.58                                    | -0.3                             | 88.20        | 0.5                              | 84.06  | 0.0                              | 102.11                        | -1.0                             | 84.53                            | -2.2                             | 96.40                  | 0.0                              | 67.31             | 1.7                              |
| Q4      | 85.16         | -0.2                             | 88.98                                    | -0.7                             | 86.76        | -1.6                             | 83.56  | -0.6                             | 101.55                        | -0.5                             | 88.65                            | 4.9                              | 94.76                  | -1.7                             | 67.31             | 0.0                              |
| 2008 Q1 | 86.50         | 1.6                              | 91.42                                    | 2.7                              | 85.65        | -1.3                             | 84.42  | 1.0                              | 102.61                        | 1.0                              | 88.97                            | 0.4                              | 94.07                  | -0.7                             | 69.56             | 3.3                              |
| Q2      | 85.66         | -1.0                             | 88.78                                    | -2.9                             | 86.14        | 0.6                              | 84.09  | -0.4                             | 103.67                        | 1.0                              | 90.60                            | 1.8                              | 94.49                  | 0.4                              | 69.64             | 0.1                              |
| Q3      | 88.39         | 3.2                              | 93.10                                    | 4.9                              | 89.02        | 3.3                              | 87.12  | 3.6                              | 103.38                        | -0.3                             | 89.89                            | -0.8                             | 97.53                  | 3.2                              | 71.67             | 2.9                              |
| Q4      | 91.75         | 3.8                              | 100.64                                   | 8.1                              | 90.49        | 1.7                              | 89.16  | 2.3                              | 101.77                        | -1.6                             | 92.64                            | 3.1                              | 96.93                  | -0.6                             | 72.71             | 1.5                              |
| 2009 Q1 | 96.10         | 4.7                              | 110.59                                   | 9.9                              | 93.88        | 3.7                              | 92.54  | 3.8                              | 107.78                        | 5.9                              | 88.41                            | -4.6                             | 93.52                  | -3.5                             | 78.64             | 8.2                              |
| Q2      | 95.67         | -0.4                             | 107.81                                   | -2.5                             | 96.24        | 2.5                              | 92.64  | 0.1                              | 105.02                        | -2.6                             | 95.31                            | 7.8                              | 92.90                  | -0.7                             | 79.65             | 1.3                              |
| Q3      | 94.34         | -1.4                             | 104.09                                   | -3.5                             | 94.75        | -1.5                             | 91.65  | -1.1                             | 103.24                        | -1.7                             | 94.95                            | -0.4                             | 93.80                  | 1.0                              | 80.27             | 0.8                              |
| Q4      | 94.05         | -0.3                             | 102.06                                   | -2.0                             | 96.46        | 1.8                              | 91.42  | -0.3                             | 101.42                        | -1.8                             | 96.01                            | 1.1                              | 94.82                  | 1.1                              | 81.27             | 1.2                              |
| 2010 Q1 | 93.55         | -0.5                             | 96.98                                    | -5.0                             | 90.65        | -6.0                             | 97.19  | 6.3                              | 106.20                        | 4.7                              | 89.41                            | -6.9                             | 94.85                  | 0.0                              | 81.73             | 0.6                              |
| Q2      | 92.06         | -1.6                             | 93.36                                    | -3.7                             | 87.49        | -3.5                             | 95.70  | -1.5                             | 105.91                        | -0.3                             | 87.89                            | -1.7                             | 96.72                  | 2.0                              | 82.47             | 0.9                              |
| Q3      | 92.05         | -0.0                             | 93.27                                    | -0.1                             | 89.78        | 2.6                              | 94.32  | -1.4                             | 105.21                        | -0.7                             | 89.73                            | 2.1                              | 96.14                  | -0.6                             | 82.78             | 0.4                              |
| Q4      | 91.75         | -0.3                             | 91.44                                    | -2.0                             | 92.81        | 3.4                              | 94.51  | 0.2                              | 105.13                        | -0.1                             | 89.81                            | 0.1                              | 96.30                  | 0.2                              | 83.23             | 0.5                              |
| 2011 Q1 | 91.22         | -0.6                             | 92.75                                    | 1.4                              | 89.87        | -3.2                             | 93.23  | -1.4                             | 98.07                         | -6.7                             | 88.63                            | -1.3                             | 94.35                  | -2.0                             | 84.83             | 1.9                              |
| Q2      | 92.15         | 1.0                              | 93.42                                    | 0.7                              | 91.04        | 1.3                              | 93.80  | 0.6                              | 98.37                         | 0.3                              | 87.91                            | -0.8                             | 96.04                  | 1.8                              | 87.14             | 2.7                              |
| Q3      | 92.02         | -0.1                             | 92.57                                    | -0.9                             | 92.55        | 1.7                              | 94.15  | 0.4                              | 97.62                         | -0.8                             | 87.94                            | 0.0                              | 94.89                  | -1.2                             | 87.82             | 0.8                              |
| Q4      | 93.44         | 1.5                              | 94.20                                    | 1.8                              | 90.80        | -1.9                             | 95.11  | 1.0                              | 98.04                         | 0.4                              | 97.48                            | 10.8                             | 95.74                  | 0.9                              | 88.46             | 0.7                              |
| 2012 Q1 | 93.46         | 0.0                              | 93.05                                    | -1.2                             | 92.75        | 2.1                              | 92.70  | -2.5                             | 100.45                        | 2.5                              | 94.43                            | -3.1                             | 100.35                 | 4.8                              | 90.29             | 2.1                              |
| Q2      | 95.65         | 2.3                              | 96.62                                    | 3.8                              | 95.45        | 2.9                              | 94.86  | 2.3                              | 100.89                        | 0.4                              | 94.84                            | 0.4                              | 100.26                 | -0.1                             | 91.33             | 1.2                              |
| Q3      | 96.22         | 0.6                              | 96.53                                    | -0.1                             | 96.92        | 1.5                              | 95.89  | 1.1                              | 100.76                        | -0.1                             | 94.70                            | -0.1                             | 100.93                 | 0.7                              | 92.77             | 1.6                              |
| Q4      | 97.18         | 1.0                              | 98.54                                    | 2.1                              | 97.99        | 1.1                              | 96.65  | 0.8                              | 101.88                        | 1.1                              | 92.87                            | -1.9                             | 101.11                 | 0.2                              | 93.47             | 0.8                              |
| 2013 Q1 | 97.75         | 0.6                              | 101.07                                   | 2.6                              | 100.43       | 2.5                              | 98.35  | 1.8                              | 97.56                         | -4.2                             | 92.48                            | -0.4                             | 95.20                  | -5.8                             | 92.60             | -0.9                             |
| Q2      | 96.63         | -1.1                             | 99.59                                    | -1.5                             | 98.04        | -2.4                             | 96.93  | -1.4                             | 96.35                         | -1.2                             | 89.41                            | -3.3                             | 96.18                  | 1.0                              | 92.85             | 0.3                              |
| Q3      | 96.63         | 0.0                              | 99.97                                    | 0.4                              | 97.46        | -0.6                             | 96.55  | -0.4                             | 96.69                         | 0.4                              | 88.69                            | -0.8                             | 96.00                  | -0.2                             | 92.61             | -0.3                             |
| Q4      | 97.31         | 0.7                              | 99.60                                    | -0.4                             | 99.21        | 1.8                              | 97.77  | 1.3                              | 97.53                         | 0.9                              | 92.37                            | 4.1                              | 97.44                  | 1.5                              | 92.98             | 0.4                              |
| 2014 Q1 | 97.39         | 0.1                              | 97.98                                    | -1.6                             | 95.74        | -3.5                             | 98.86  | 1.1                              | 98.93                         | 1.4                              | 95.31                            | 3.2                              | 99.75                  | 2.4                              | 93.88             | 1.0                              |
| Q2      | 98.36         | 1.0                              | 99.63                                    | 1.7                              | 97.32        | 1.7                              | 98.90  | 0.0                              | 96.73                         | -2.2                             | 98.86                            | 3.7                              | 97.77                  | -2.0                             | 95.69             | 1.9                              |
| Q3      | 97.82         | -0.5                             | 98.46                                    | -1.2                             | 97.42        | 0.1                              | 98.29  | -0.6                             | 96.92                         | 0.2                              | 99.10                            | 0.2                              | 98.32                  | 0.6                              | 95.37             | -0.3                             |
| Q4      | 98.23         | 0.4                              | 98.47                                    | 0.0                              | 100.10       | 2.8                              | 98.06  | -0.2                             | 97.32                         | 0.4                              | 99.67                            | 0.6                              | 97.90                  | -0.4                             | 96.45             | 1.1                              |
| 2015 Q1 | 99.67         | 1.5                              | 100.45                                   | 2.0                              | 99.38        | -0.7                             | 99.34  | 1.3                              | 100.37                        | 3.1                              | 97.92                            | -1.8                             | 102.85                 | 5.1                              | 98.76             | 2.4                              |
| Q2      | 100.35        | 0.7                              | 100.89                                   | 0.4                              | 100.56       | 1.2                              | 100.60   | 1.3                              | 99.96                         | -0.4                             | 100.05                           | 2.2                              | 97.81                  | -4.9                             | 99.40             | 0.6                              |
| Q3      | 99.91         | -0.4                             | 99.43                                    | -1.4                             | 100.51       | -0.0                             | 99.64  | -1.0                             | 100.28                        | 0.3                              | 100.50                           | 0.4                              | 100.45                 | 2.7                              | 100.58            | 1.2                              |
| Q4      | 100.07        | 0.2                              | 99.28                                    | -0.2                             | 99.57        | -0.9                             | 100.38   | 0.7                              | 99.44                         | -0.8                             | 101.54                           | 1.0                              | 98.95                  | -1.5                             | 101.22            | 0.6                              |
| 2016 Q1 | 101.18        | 1.1                              | 99.20                                    | -0.1                             | 101.57       | 2.0                              | 102.31   | 1.9                              | 101.19                        | 1.8                              | 105.05                           | 3.5                              | 105.65                 | 6.8                              | 101.36            | 0.1                              |
| Q2      | 98.91         | -2.2                             | 95.54                                    | -3.7                             | 97.52        | -4.0                             | 100.72   | -1.6                             | 100.41                        | -0.8                             | 106.52                           | 1.4                              | 102.06                 | -3.4                             | 99.32             | -2.0                             |
| Q3      | 100.66        | 1.8                              | 98.45                                    | 3.0                              | 101.66       | 4.2                              | 102.00   | 1.3                              | 99.61                         | -0.8                             | 106.14                           | -0.4                             | 103.35                 | 1.3                              | 100.20            | 0.9                              |
| Q4      | 101.63        | 1.0                              | 99.14                                    | 0.7                              | 102.76       | 1.1                              | 102.57   | 0.6                              | 102.29                        | 2.7                              | 103.81                           | -2.2                             | 105.61                 | 2.2                              | 102.21            | 2.0                              |
| 2017 Q1 | 100.25        | -1.4                             | 96.33                                    | -2.8                             | 102.23       | -0.5                             | 100.73   | -1.8                             | 99.88                         | -2.4                             | 98.59                            | -5.0                             | 107.43                 | 1.7                              | 104.41            | 2.2                              |
| Q2      | 101.41        | 1.2                              | 97.53                                    | 1.2                              | 104.05       | 1.8                              | 102.25   | 1.5                              | 101.75                        | 1.9                              | 97.39                            | -1.2                             | 112.24                 | 4.5                              | 105.08            | 0.6                              |
| Q3      | 101.02        | -0.4                             | 96.77                                    | -0.8                             | 104.28       | 0.2                              | 102.22   | -0.0                             | 101.46                        | -0.3                             | 95.83                            | -1.6                             | 108.75                 | -3.1                             | 105.04            | -0.0                             |
| Q4      | 101.60        | 0.6                              | 96.83                                    | 0.1                              | 104.86       | 0.6                              | 102.84   | 0.6                              | 101.38                        | -0.1                             | 99.13                            | 3.4                              | 111.84                 | 2.8                              | 105.34            | 0.3                              |
| 2018 Q1 | 102.26        | 0.6                              | 97.80                                    | 1.0                              | 105.43       | 0.5                              | 102.08   | -0.7                             | 99.55                         | -1.8                             | 101.29                           | 2.2                              | 112.89                 | 0.9                              | 107.63            | 2.2                              |
| Q2      | 102.64        | 0.4                              | 98.36                                    | 0.6                              | 105.53       | 0.1                              | 102.85   | 0.8                              | 101.05                        | 1.5                              | 100.76                           | -0.5                             | 113.24                 | 0.3                              | 106.63            | -0.9                             |
| Q3      | 105.03        | 2.3                              | 101.15                                   | 2.8                              | 107.14       | 1.5                              | 105.41   | 2.5                              | 102.73                        | 1.7                              | 101.71                           | 0.9                              | 116.94                 | 3.3                              | 109.36            | 2.6                              |
| Q4      | 105.12        | 0.1                              | 102.03                                   | 0.9                              | 106.94       | -0.2                             | 104.83   | -0.6                             | 102.28                        | -0.4                             | 100.55                           | -1.1                             | 118.97                 | 1.7                              | 109.16            | -0.2                             |
| 2019 Q1 | 105.48        | 0.3                              | 103.59                                   | 1.5                              | 105.60       | -1.3                             | 104.79   | -0.0                             | 104.13                        | 1.8                              | 102.12                           | 1.6                              | 118.35                 | -0.5                             | 107.42            | -1.6                             |
| Q2      | 107.06        | 1.5                              | 106.10                                   | 2.4                              | 108.14       | 2.4                              | 106.11   | 1.3                              | 105.39                        | 1.2                              | 100.89                           | -1.2                             | 118.48                 | 0.1                              | 108.86            | 1.3                              |
| Q3      | 107.80        | 0.7                              | 108.58                                   | 2.3                              | 106.75       | -1.3                             | 105.69   | -0.4                             | 105.92                        | 0.5                              | 100.07                           | -0.8                             | 117.52                 | -0.8                             | 109.08            | 0.2                              |
| Q4      | 107.87        | 0.1                              | 107.39                                   | -1.1                             | 109.13       | 2.2                              | 106.81   | 1.1                              | 105.43                        | -0.5                             | 101.17                           | 1.1                              | 117.36                 | -0.1                             | 110.13            | 1.0                              |
| 2020 Q1 | 108.74        | 0.8                              | 109.23                                   | 1.7                              | 105.18       | -3.6                             | 106.12   | -0.6                             | 108.93                        | 3.3                              | 102.20                           | 1.0                              | 121.39                 | 3.4                              | 113.19            | 2.8                              |
| Q2      | 114.42        | 5.2                              | 123.41                                   | 13.0                             | 107.80       | 2.5                              | 113.64   | 7.1                              | 110.16                        | 1.1                              | 101.00                           | -1.2                             | 112.92                 | -7.0                             | 118.09            | 4.3                              |
| Q3      | 110.38        | -3.5                             | 113.28                                   | -8.2                             | 111.27       | 3.2                              | 105.90   | -6.8                             | 108.74                        | -1.3                             | 100.50                           | -0.5                             | 117.82                 | 4.3                              | 116.16            | -1.6                             |
| Q4      | 108.43        | -1.8                             | 105.09                                   | -7.2                             | 105.40       | -5.3                             | 108.06   | 2.0                              | 109.47                        | 0.7                              | 102.31                           | 1.8                              | 121.90                 | 3.5                              | 119.69            | 3.0                              |

Sources of the unadjusted figures: Federal Statistical Office, Institute for Employment Research of the Federal Employment Agency. \* Labour costs (compensation per employee hours worked) in relation to labour productivity (gross value added at previous-year prices per total hours worked). Last update: February 2021. + Not

adjusted for working-day variations; derived from seasonally adjusted basic series. 1 Excluding public and private service providers. 2 Quarterly change mainly affected by the particularly significant calendar irregularities, which are largely balanced out over a six-month period. 3 Figures revised as of Q1 2020.

## II. Macroeconomic accounting systems

### 7. Unit labour costs in selected economic sectors



### III. Economic activity and prices

#### 1. Output

##### a) Output in the production sector \* - general survey

2015 = 100

(R) seasonally adjusted

| Percentage weight <sup>1</sup> | of which: |           |                            |           |                                     |           |           |           |          |           |                                       |           |           |           |  |  |       |  |
|--------------------------------|-----------|-----------|----------------------------|-----------|-------------------------------------|-----------|-----------|-----------|----------|-----------|---------------------------------------|-----------|-----------|-----------|--|--|-------|--|
|                                | Total     |           | Construction industry      |           |                                     |           | of which: |           |          |           | Total excluding construction industry |           | of which: |           |  |  |       |  |
|                                |           |           | Main construction industry |           | Specialised construction activities |           | Energy    |           | Industry |           |                                       |           |           |           |  |  |       |  |
| Period                         | monthly   | quarterly | monthly                    | quarterly | monthly                             | quarterly | monthly   | quarterly | monthly  | quarterly | monthly                               | quarterly | monthly   | quarterly |  |  |       |  |
| 100.00                         | 14.04     |           | 6.03                       |           |                                     |           | 8.01      |           |          |           | 85.96                                 |           | 6.37      |           |  |  | 79.59 |  |
| 2016 Mar.                      | 101.0     |           | 105.8                      |           | 103.1                               |           | 107.9     |           | 100.2    |           | 96.7                                  |           | 100.5     |           |  |  |       |  |
| Apr.                           | 101.4     |           | 104.2                      |           | 100.8                               |           | 106.8     |           | 101.0    |           | 96.9                                  |           | 101.3     |           |  |  |       |  |
| May                            | 100.1     | 101.1     | 104.3                      | 104.3     | 101.3                               | 101.4     | 106.5     | 106.4     | 99.4     | 100.6     | 99.2                                  | 98.0      | 99.4      | 100.8     |  |  |       |  |
| June                           | 101.8     |           | 104.4                      |           | 102.2                               |           | 106.0     |           | 101.4    |           | 97.9                                  |           | 101.7     |           |  |  |       |  |
| July <sup>2</sup>              | 100.9     |           | 106.1                      |           | 103.3                               |           | 108.2     |           | 100.0    |           | 100.1                                 |           | 100.0     |           |  |  |       |  |
| Aug. <sup>2</sup>              | 102.2     | 101.7     | 105.8                      | 105.6     | 104.8                               | 103.8     | 106.6     | 107.0     | 101.6    | 101.0     | 100.3                                 | 100.3     | 101.7     | 101.1     |  |  |       |  |
| Sep.                           | 101.9     |           | 104.9                      |           | 103.3                               |           | 106.1     |           | 101.4    |           | 100.6                                 |           | 101.5     |           |  |  |       |  |
| Oct.                           | 102.3     |           | 105.3                      |           | 104.1                               |           | 106.2     |           | 101.8    |           | 98.5                                  |           | 102.1     |           |  |  |       |  |
| Nov.                           | 102.2     | 101.7     | 105.3                      | 105.3     | 103.4                               | 104.7     | 106.8     | 105.7     | 101.7    | 101.1     | 99.9                                  | 98.7      | 101.8     | 101.3     |  |  |       |  |
| Dec.                           | 100.6     |           | 105.2                      |           | 106.7                               |           | 104.1     |           | 99.8     |           | 97.8                                  |           | 100.0     |           |  |  |       |  |
| 2017 Jan.                      | 101.4     |           | 101.4                      |           | 95.0                                |           | 106.2     |           | 101.4    |           | 99.4                                  |           | 101.6     |           |  |  |       |  |
| Feb.                           | 103.3     | 102.5     | 108.3                      | 106.1     | 109.2                               | 105.7     | 107.6     | 106.4     | 102.5    | 101.9     | 97.2                                  | 97.0      | 102.9     | 102.3     |  |  |       |  |
| Mar.                           | 102.8     |           | 108.7                      |           | 113.0                               |           | 105.5     |           | 101.8    |           | 94.5                                  |           | 102.4     |           |  |  |       |  |
| Apr.                           | 104.2     |           | 110.4                      |           | 111.8                               |           | 109.4     |           | 103.2    |           | 98.8                                  |           | 103.6     |           |  |  |       |  |
| May                            | 104.7     | 104.5     | 109.6                      | 109.6     | 111.1                               | 110.9     | 108.5     | 108.7     | 103.9    | 103.7     | 101.8                                 | 100.6     | 104.1     | 104.0     |  |  |       |  |
| June                           | 104.7     |           | 108.8                      |           | 109.8                               |           | 108.1     |           | 104.0    |           | 101.2                                 |           | 104.2     |           |  |  |       |  |
| July <sup>2</sup>              | 105.0     |           | 109.6                      |           | 110.1                               |           | 109.2     |           | 104.2    |           | 97.5                                  |           | 104.7     |           |  |  |       |  |
| Aug. <sup>2</sup>              | 106.9     | 106.0     | 109.4                      | 109.5     | 111.7                               | 110.7     | 107.6     | 108.5     | 106.5    | 105.4     | 100.3                                 | 98.7      | 107.0     | 105.9     |  |  |       |  |
| Sep.                           | 106.0     |           | 109.4                      |           | 110.3                               |           | 108.7     |           | 105.4    |           | 98.2                                  |           | 106.0     |           |  |  |       |  |
| Oct.                           | 104.7     |           | 109.4                      |           | 109.6                               |           | 109.3     |           | 103.9    |           | 99.3                                  |           | 104.3     |           |  |  |       |  |
| Nov.                           | 107.9     | 106.7     | 109.8                      | 109.8     | 111.9                               | 110.2     | 108.3     | 109.5     | 107.6    | 106.2     | 99.1                                  | 99.4      | 108.3     | 106.8     |  |  |       |  |
| Dec.                           | 107.6     |           | 110.1                      |           | 109.2                               |           | 110.8     |           | 107.2    |           | 99.7                                  |           | 107.8     |           |  |  |       |  |
| 2018 Jan. <sup>3</sup>         | 106.7     |           | 109.6                      |           | 118.7                               |           | 102.8     |           | 106.2    |           | 95.1                                  |           | 107.1     |           |  |  |       |  |
| Feb.                           | 105.0     | 106.0     | 104.7                      | 106.7     | 106.9                               | 112.2     | 103.0     | 102.6     | 105.1    | 105.8     | 99.5                                  | 98.0      | 105.5     | 106.4     |  |  |       |  |
| Mar.                           | 106.2     |           | 105.9                      |           | 111.0                               |           | 102.1     |           | 106.2    |           | 99.5                                  |           | 106.7     |           |  |  |       |  |
| Apr.                           | 105.7     |           | 107.7                      |           | 117.2                               |           | 100.6     |           | 105.4    |           | 96.4                                  |           | 106.1     |           |  |  |       |  |
| May                            | 107.8     | 107.0     | 111.5                      | 109.2     | 121.9                               | 118.9     | 103.6     | 101.8     | 107.2    | 106.6     | 97.4                                  | 97.6      | 108.0     | 107.3     |  |  |       |  |
| June                           | 107.4     |           | 108.3                      |           | 117.5                               |           | 101.3     |           | 107.2    |           | 99.0                                  |           | 107.9     |           |  |  |       |  |
| July <sup>2</sup>              | 105.8     |           | 109.8                      |           | 118.8                               |           | 103.0     |           | 105.2    |           | 99.8                                  |           | 105.6     |           |  |  |       |  |
| Aug. <sup>2</sup>              | 106.1     | 105.9     | 109.2                      | 110.0     | 118.2                               | 119.5     | 102.4     | 102.9     | 105.6    | 105.3     | 102.3                                 | 99.7      | 105.9     | 105.7     |  |  |       |  |
| Sep.                           | 105.9     |           | 111.1                      |           | 121.5                               |           | 103.3     |           | 105.0    |           | 97.0                                  |           | 105.6     |           |  |  |       |  |
| Oct.                           | 105.4     |           | 110.0                      |           | 120.4                               |           | 102.1     |           | 104.6    |           | 94.0                                  |           | 105.4     |           |  |  |       |  |
| Nov.                           | 103.7     | 104.8     | 109.2                      | 110.5     | 119.1                               | 119.6     | 101.7     | 103.6     | 102.8    | 103.8     | 94.0                                  | 94.7      | 103.5     | 104.5     |  |  |       |  |
| Dec.                           | 105.2     |           | 112.2                      |           | 119.2                               |           | 106.9     |           | 104.1    |           | 96.0                                  |           | 104.7     |           |  |  |       |  |
| 2019 Jan.                      | 104.0     |           | 109.6                      |           | 116.2                               |           | 104.6     |           | 103.1    |           | 97.5                                  |           | 103.5     |           |  |  |       |  |
| Feb.                           | 104.8     | 104.7     | 114.6                      | 112.9     | 126.7                               | 123.2     | 105.4     | 105.0     | 103.2    | 103.4     | 94.5                                  | 95.1      | 103.9     | 104.0     |  |  |       |  |
| Mar.                           | 105.3     |           | 114.4                      |           | 126.7                               |           | 105.1     |           | 103.8    |           | 93.2                                  |           | 104.7     |           |  |  |       |  |
| Apr.                           | 102.9     |           | 114.0                      |           | 125.3                               |           | 105.4     |           | 101.1    |           | 91.3                                  |           | 101.9     |           |  |  |       |  |
| May                            | 103.4     | 102.9     | 111.9                      | 112.6     | 123.2                               | 124.9     | 103.4     | 103.4     | 102.0    | 101.3     | 90.4                                  | 89.6      | 102.9     | 102.2     |  |  |       |  |
| June                           | 102.4     |           | 112.0                      |           | 126.1                               |           | 101.4     |           | 100.8    |           | 87.0                                  |           | 101.9     |           |  |  |       |  |
| July <sup>2</sup>              | 102.2     |           | 113.6                      |           | 125.3                               |           | 104.7     |           | 100.3    |           | 87.0                                  |           | 101.4     |           |  |  |       |  |
| Aug. <sup>2</sup>              | 102.3     | 102.0     | 112.5                      | 113.2     | 124.3                               | 125.4     | 103.6     | 104.0     | 100.6    | 100.2     | 86.6                                  | 86.8      | 101.7     | 101.2     |  |  |       |  |
| Sep.                           | 101.6     |           | 113.6                      |           | 126.5                               |           | 103.8     |           | 99.6     |           | 86.8                                  |           | 100.6     |           |  |  |       |  |
| Oct.                           | 100.4     |           | 111.6                      |           | 125.2                               |           | 101.4     |           | 98.6     |           | 88.5                                  |           | 99.4      |           |  |  |       |  |
| Nov.                           | 101.2     | 100.4     | 113.4                      | 112.5     | 127.2                               | 125.9     | 103.0     | 102.4     | 99.2     | 98.4      | 90.2                                  | 89.3      | 99.9      | 99.2      |  |  |       |  |
| Dec.                           | 99.6      |           | 112.4                      |           | 125.2                               |           | 102.8     |           | 97.5     |           | 89.3                                  |           | 98.2      |           |  |  |       |  |
| 2020 Jan. <sup>r</sup>         | 102.5     |           | 119.1                      |           | 136.3                               |           | 106.1     |           | 99.8     |           | 89.2                                  |           | 100.6     |           |  |  |       |  |
| Feb. <sup>r</sup>              | 103.5     | 100.1     | 117.5                      | 118.4     | 131.9                               | 132.8     | 106.6     | 107.5     | 101.2    | 97.2      | 89.5                                  | 87.5      | 102.1     | 97.9      |  |  |       |  |
| Mar. <sup>r</sup>              | 94.4      |           | 118.5                      |           | 130.1                               |           | 109.8     |           | 90.5     |           | 83.7                                  |           | 91.0      |           |  |  |       |  |
| Apr. <sup>r</sup>              | 77.2      |           | 113.6                      |           | 129.3                               |           | 101.8     |           | 71.2     |           | 75.5                                  |           | 70.9      |           |  |  |       |  |
| May <sup>r</sup>               | 83.9      | 84.3      | 113.8                      | 114.5     | 130.2                               | 129.7     | 101.5     | 103.1     | 79.0     | 79.3      | 76.8                                  | 78.2      | 79.2      | 79.5      |  |  |       |  |
| June <sup>r</sup>              | 91.8      |           | 116.2                      |           | 129.7                               |           | 106.0     |           | 87.8     |           | 82.2                                  |           | 88.3      |           |  |  |       |  |
| July <sup>r</sup>              | 92.5      |           | 111.8                      |           | 129.2                               |           | 98.6      |           | 89.3     |           | 81.0                                  |           | 90.0      |           |  |  |       |  |
| Aug. <sup>r</sup>              | 92.7      | 93.3      | 112.6                      | 112.8     | 128.3                               | 129.2     | 100.8     | 100.4     | 89.5     | 90.1      | 87.0                                  | 84.4      | 89.7      | 90.5      |  |  |       |  |
| Sep. <sup>r</sup>              | 94.6      |           | 113.9                      |           | 130.1                               |           | 101.7     |           | 91.4     |           | 85.2                                  |           | 91.9      |           |  |  |       |  |
| Oct. <sup>r</sup>              | 97.4      |           | 114.8                      |           | 129.4                               |           | 103.7     |           | 94.6     |           | 88.0                                  |           | 95.1      |           |  |  |       |  |
| Nov. <sup>r</sup>              | 98.6      | 98.9      | 117.1                      | 118.8     | 132.1                               | 129.7     | 105.7     | 110.5     | 95.6     | 95.7      | 87.0                                  | 86.9      | 96.3      | 96.4      |  |  |       |  |
| Dec. <sup>r</sup>              | 100.7     |           | 124.4                      |           | 127.5                               |           | 122.0     |           | 96.8     |           | 85.8                                  |           | 97.7      |           |  |  |       |  |
| 2021 Jan. <sup>o</sup>         | 98.5      |           | 111.1                      |           | 124.4                               |           | 101.0     |           | 96.4     |           | 87.0                                  |           | 97.1      |           |  |  |       |  |
| Feb. <sup>o,p</sup>            | 96.6      | 98.0      | 109.6                      | 114.0     | 121.6                               | 129.7     | 100.6     | 102.2     | 94.5     | 95.4      | 84.6                                  | 86.1      | 95.3      | 96.1      |  |  |       |  |
| Mar. <sup>o,p</sup>            | 99.0      |           | 121.4                      |           | 143.1                               |           | 105.0     |           | 95.3     |           | 86.6                                  |           | 96.0      |           |  |  |       |  |

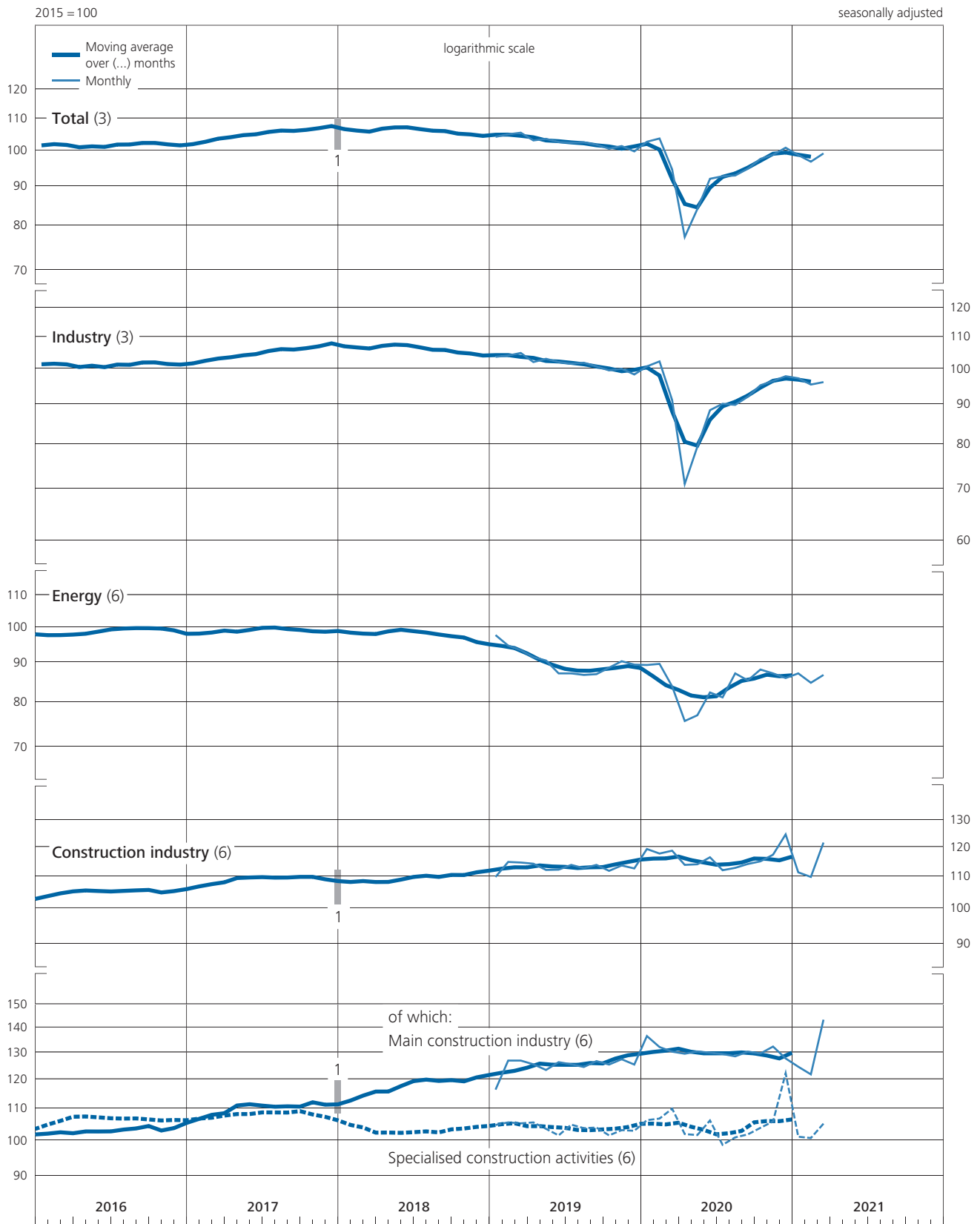
Source of the unadjusted figures: Federal Statistical Office. \* See explanatory notes, section on classifications. <sup>1</sup> Share of gross value added at factor costs of the production sector in base year 2015. <sup>2</sup> Influenced by a change in holiday dates. <sup>3</sup> As of January 2018 weights in structural and civil engineering work corrected by the Federal

Statistical Office. <sup>o</sup> Preliminary; pre-adjusted by the Federal Statistical Office on the basis of estimations to the results of the quarterly production statistics and the quarterly survey in the specialised construction industry, respectively.

### III. Economic activity and prices

#### 1. Output

##### a) Output in the production sector – general survey



1 As of January 2018 weights in structural and civil engineering work corrected by the Federal Statistical Office.

### III. Economic activity and prices

#### 1. Output

##### b) Output in industry, \* by main grouping

2015 = 100

(R) seasonally adjusted

| Percentage weight <sup>1</sup> | Intermediate goods |           | Capital goods |           | Consumer goods |           | of which:              |           |                            |           |
|--------------------------------|--------------------|-----------|---------------|-----------|----------------|-----------|------------------------|-----------|----------------------------|-----------|
|                                |                    |           |               |           |                |           | Durable consumer goods |           | Non-durable consumer goods |           |
|                                | 29.45              |           | 36.98         |           | 13.16          |           | 2.27                   |           | 10.89                      |           |
| Period                         | monthly            | quarterly | monthly       | quarterly | monthly        | quarterly | monthly                | quarterly | monthly                    | quarterly |
| 2015 Dec.                      | 100.4              |           | 99.6          |           | 100.0          |           | 99.9                   |           | 100.0                      |           |
| 2016 Jan.                      | 100.6              |           | 102.9         |           | 102.1          |           | 101.4                  |           | 102.2                      |           |
| Feb.                           | 102.0              | 100.9     | 101.7         | 101.8     | 101.4          | 101.2     | 102.6                  | 101.7     | 101.1                      | 101.1     |
| Mar.                           | 100.2              |           | 100.9         |           | 100.2          |           | 101.0                  |           | 100.0                      |           |
| Apr.                           | 100.9              |           | 101.6         |           | 101.3          |           | 104.0                  |           | 100.7                      |           |
| May                            | 100.4              | 100.7     | 98.2          | 100.7     | 100.5          | 101.2     | 98.9                   | 102.9     | 100.8                      | 100.8     |
| June                           | 100.8              |           | 102.4         |           | 101.8          |           | 105.8                  |           | 101.0                      |           |
| July <sup>2</sup>              | 100.0              |           | 99.7          |           | 100.7          |           | 101.9                  |           | 100.4                      |           |
| Aug. <sup>2</sup>              | 101.1              | 100.8     | 102.0         | 101.1     | 101.9          | 101.3     | 103.7                  | 102.4     | 101.5                      | 101.1     |
| Sep.                           | 101.3              |           | 101.6         |           | 101.4          |           | 101.6                  |           | 101.3                      |           |
| Oct.                           | 100.7              |           | 103.5         |           | 101.4          |           | 104.0                  |           | 100.9                      |           |
| Nov.                           | 101.3              | 101.0     | 102.0         | 101.6     | 102.1          | 101.2     | 102.2                  | 103.4     | 102.1                      | 100.8     |
| Dec.                           | 101.0              |           | 99.2          |           | 100.1          |           | 104.1                  |           | 99.3                       |           |
| 2017 Jan.                      | 101.4              |           | 102.1         |           | 100.7          |           | 104.9                  |           | 99.8                       |           |
| Feb.                           | 102.5              | 102.0     | 103.3         | 102.7     | 102.8          | 101.9     | 105.1                  | 104.7     | 102.3                      | 101.3     |
| Mar.                           | 102.2              |           | 102.7         |           | 102.3          |           | 104.1                  |           | 101.9                      |           |
| Apr.                           | 104.5              |           | 103.3         |           | 102.5          |           | 108.1                  |           | 101.3                      |           |
| May                            | 103.9              | 104.3     | 104.5         | 104.0     | 103.6          | 103.2     | 108.6                  | 107.8     | 102.6                      | 102.3     |
| June                           | 104.4              |           | 104.2         |           | 103.6          |           | 106.7                  |           | 103.0                      |           |
| July <sup>2</sup>              | 105.7              |           | 104.0         |           | 104.7          |           | 107.5                  |           | 104.1                      |           |
| Aug. <sup>2</sup>              | 106.5              | 106.2     | 108.1         | 106.0     | 104.9          | 104.8     | 110.6                  | 108.6     | 103.7                      | 104.0     |
| Sep.                           | 106.4              |           | 106.0         |           | 104.9          |           | 107.6                  |           | 104.3                      |           |
| Oct.                           | 105.1              |           | 104.2         |           | 102.5          |           | 106.4                  |           | 101.7                      |           |
| Nov.                           | 108.0              | 107.3     | 109.2         | 107.1     | 106.5          | 104.7     | 107.0                  | 106.5     | 106.4                      | 104.3     |
| Dec.                           | 108.8              |           | 107.9         |           | 105.1          |           | 106.1                  |           | 104.9                      |           |
| 2018 Jan.                      | 106.1              |           | 107.9         |           | 106.9          |           | 108.0                  |           | 106.7                      |           |
| Feb.                           | 105.8              | 105.6     | 104.9         | 107.0     | 106.3          | 106.6     | 106.2                  | 107.4     | 106.3                      | 106.4     |
| Mar.                           | 104.9              |           | 108.3         |           | 106.5          |           | 108.0                  |           | 106.2                      |           |
| Apr.                           | 105.1              |           | 107.3         |           | 105.1          |           | 105.9                  |           | 104.9                      |           |
| May                            | 107.5              | 106.6     | 107.3         | 107.4     | 110.8          | 108.6     | 107.8                  | 107.6     | 111.4                      | 108.7     |
| June                           | 107.2              |           | 107.7         |           | 109.8          |           | 109.1                  |           | 109.9                      |           |
| July <sup>2</sup>              | 105.8              |           | 104.3         |           | 108.5          |           | 104.7                  |           | 109.3                      |           |
| Aug. <sup>2</sup>              | 105.7              | 105.5     | 104.4         | 104.4     | 110.3          | 109.5     | 106.2                  | 106.2     | 111.2                      | 110.2     |
| Sep.                           | 105.1              |           | 104.5         |           | 109.6          |           | 107.7                  |           | 110.0                      |           |
| Oct.                           | 104.6              |           | 106.4         |           | 104.3          |           | 104.9                  |           | 104.2                      |           |
| Nov.                           | 103.8              | 104.4     | 103.9         | 105.4     | 102.0          | 102.6     | 101.8                  | 103.4     | 102.0                      | 102.4     |
| Dec.                           | 104.7              |           | 105.8         |           | 101.5          |           | 103.5                  |           | 101.1                      |           |
| 2019 Jan.                      | 104.5              |           | 102.7         |           | 103.8          |           | 106.5                  |           | 103.2                      |           |
| Feb.                           | 104.1              | 104.3     | 104.3         | 104.1     | 102.4          | 103.1     | 105.9                  | 106.9     | 101.7                      | 102.3     |
| Mar.                           | 104.4              |           | 105.4         |           | 103.2          |           | 108.4                  |           | 102.1                      |           |
| Apr.                           | 103.1              |           | 100.7         |           | 102.5          |           | 103.7                  |           | 102.2                      |           |
| May                            | 102.8              | 102.5     | 103.0         | 102.0     | 102.7          | 102.1     | 106.6                  | 105.3     | 101.9                      | 101.5     |
| June                           | 101.6              |           | 102.4         |           | 101.2          |           | 105.7                  |           | 100.3                      |           |
| July <sup>2</sup>              | 101.3              |           | 101.3         |           | 101.8          |           | 106.4                  |           | 100.9                      |           |
| Aug. <sup>2</sup>              | 101.1              | 100.9     | 102.4         | 101.5     | 101.0          | 101.0     | 106.5                  | 106.5     | 99.8                       | 99.9      |
| Sep.                           | 100.4              |           | 100.8         |           | 100.2          |           | 106.5                  |           | 98.9                       |           |
| Oct.                           | 100.5              |           | 97.8          |           | 101.6          |           | 106.5                  |           | 100.6                      |           |
| Nov.                           | 99.8               | 99.5      | 99.2          | 98.2      | 101.9          | 101.2     | 105.5                  | 105.9     | 101.1                      | 100.3     |
| Dec.                           | 98.1               |           | 97.6          |           | 100.2          |           | 105.7                  |           | 99.1                       |           |
| 2020 Jan. r                    | 101.9              |           | 98.9          |           | 102.5          |           | 104.4                  |           | 102.1                      |           |
| Feb. r                         | 104.2              | 100.9     | 99.5          | 94.2      | 104.9          | 101.7     | 104.5                  | 100.7     | 105.0                      | 101.9     |
| Mar. r                         | 96.5               |           | 84.2          |           | 97.7           |           | 93.2                   |           | 98.6                       |           |
| Apr. r                         | 82.5               |           | 55.4          |           | 88.6           |           | 72.7                   |           | 91.9                       |           |
| May r                          | 83.8               | 84.9      | 71.3          | 70.5      | 91.0           | 92.4      | 89.3                   | 86.2      | 91.3                       | 93.6      |
| June r                         | 88.4               |           | 84.9          |           | 97.5           |           | 96.6                   |           | 97.7                       |           |
| July r                         | 91.3               |           | 86.4          |           | 97.3           |           | 99.2                   |           | 96.9                       |           |
| Aug. r                         | 93.6               | 93.5      | 84.4          | 85.8      | 96.0           | 97.3      | 101.4                  | 100.0     | 94.9                       | 96.8      |
| Sep. r                         | 95.5               |           | 86.5          |           | 98.7           |           | 99.4                   |           | 98.5                       |           |
| Oct. r                         | 98.3               |           | 91.8          |           | 97.4           |           | 101.6                  |           | 96.5                       |           |
| Nov. r                         | 100.7              | 100.8     | 92.6          | 92.4      | 97.1           | 97.9      | 103.7                  | 103.3     | 95.7                       | 96.7      |
| Dec. r                         | 103.4              |           | 92.7          |           | 99.1           |           | 104.6                  |           | 98.0                       |           |
| 2021 Jan. o                    | 103.4              |           | 92.5          |           | 96.0           |           | 101.5                  |           | 94.8                       |           |
| Feb. o                         | 102.5              | 103.2     | 89.2          | 90.2      | 96.2           | 97.1      | 100.8                  | 100.5     | 95.3                       | 96.3      |
| Mar. o,p                       | 103.7              |           | 88.8          |           | 99.0           |           | 99.2                   |           | 98.9                       |           |

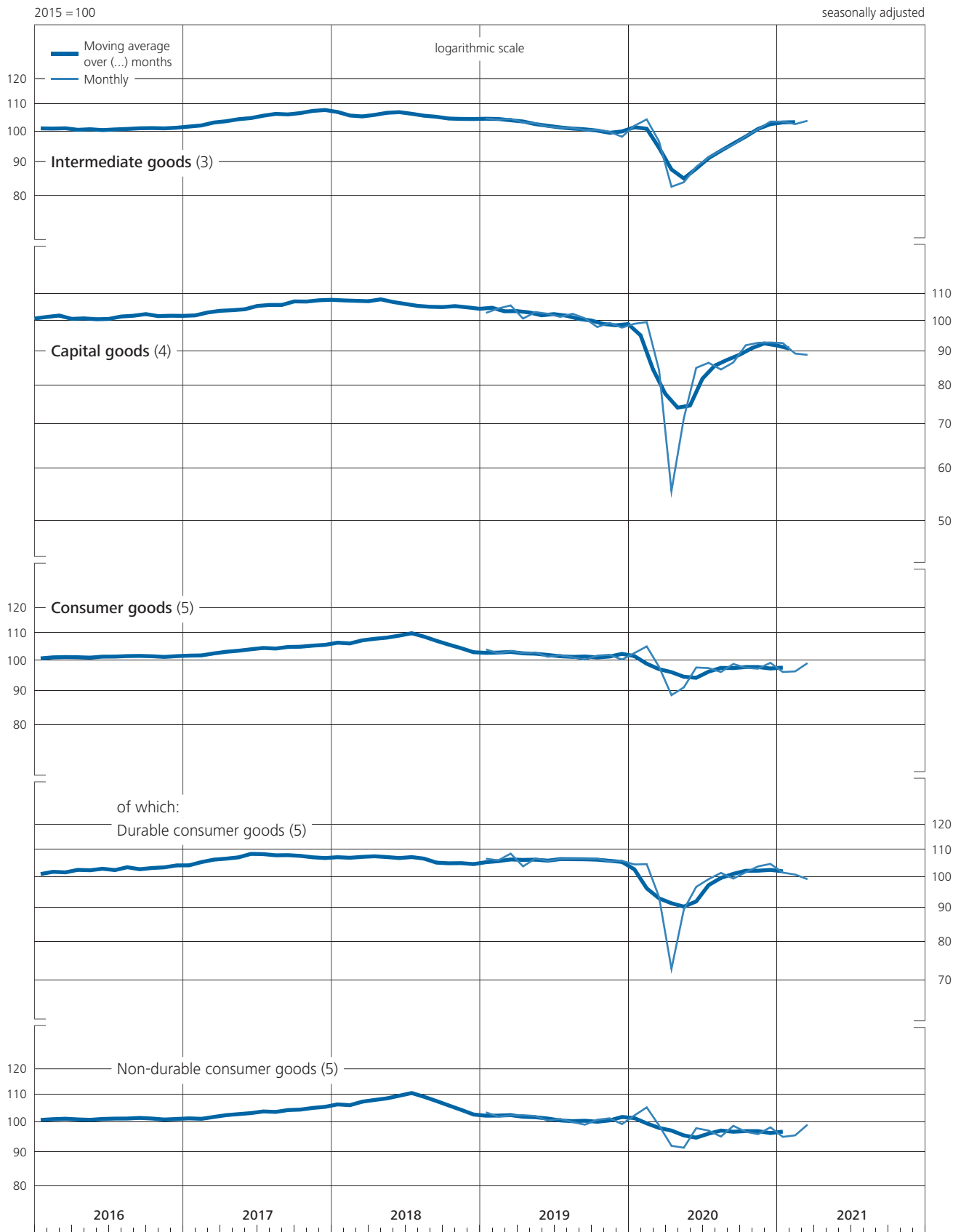
Source of the unadjusted figures: Federal Statistical Office. \* See explanatory notes, section on classifications. <sup>1</sup> Share of gross value added at factor costs of the production sector in base year 2015. <sup>2</sup> Influenced by a change in holiday dates. o Preliminary;

pre-adjusted by the Federal Statistical Office on the basis of estimations to the results of the quarterly production statistics.

### III. Economic activity and prices

#### 1. Output

#### b) Output in industry, by main grouping



### III. Economic activity and prices

#### 1. Output

##### c) Output in selected branches of industry

2015 = 100

(R) seasonally adjusted

| Percentage weight <sup>1</sup> | Manufacture of food products, beverages and tobacco products |           | Manufacture of chemicals, chemical products, basic pharmaceutical products and pharmaceutical preparations |           | Manufacture of basic metals and fabricated metal products, except machinery and equipment |           | Manufacture of computer, electronic, optical products and of electrical equipment |           | Manufacture of machinery and equipment n.e.c |           | Manufacture of motor vehicles, trailers and semi-trailers |           |
|--------------------------------|--|-----------|--|-----------|---|-----------|---|-----------|--|-----------|---|-----------|
|                                | 5.98   |           | 8.29   |           | 10.31   |           | 9.95  |           | 12.73  |           | 14.16   |           |
|                                | 10,11 and 12   |           | 20 and 21  |           | 24 and 25   |           | 26 and 27   |           | 28   |           | 29  |           |
| Period                         | monthly  | quarterly | monthly  | quarterly | monthly   | quarterly | monthly   | quarterly | monthly                                      | quarterly | monthly   | quarterly |
| 2016 Feb.                      | 100.8  | 101.2     | 101.5  | 101.0     | 101.9   | 101.6     | 100.9   | 99.9      | 100.0  | 100.0     | 101.4   | 103.0     |
| Mar.                           | 101.7  |           | 99.8   |           | 101.5   |           | 99.6  |           | 100.7  |           | 100.6   |           |
| Apr.                           | 101.5  |           | 98.8   |           | 101.8   |           | 100.5   |           | 99.2   |           | 104.6   |           |
| May                            | 101.4  | 100.9     | 102.4  | 100.7     | 100.5   | 101.5     | 98.9  | 100.3     | 97.3   | 98.8      | 97.0  | 102.0     |
| June                           | 99.7   |           | 101.0  |           | 102.1   |           | 101.5   |           | 99.8   |           | 104.3   |           |
| July <sup>3</sup>              | 100.2  |           | 99.6   |           | 99.5  |           | 100.4   |           | 97.4   |           | 101.8   |           |
| Aug. <sup>3</sup>              | 100.6  | 100.9     | 102.3  | 101.4     | 101.6   | 100.9     | 101.2   | 101.4     | 100.5  | 99.4      | 105.5   | 103.0     |
| Sep.                           | 101.8  |           | 102.2  |           | 101.6   |           | 102.5   |           | 100.3  |           | 101.7   |           |
| Oct.                           | 100.9  |           | 99.8   |           | 102.0   |           | 102.4   |           | 99.3   |           | 104.9   |           |
| Nov.                           | 101.7  | 100.6     | 100.5  | 100.5     | 103.8   | 102.2     | 102.3   | 102.4     | 102.9  | 100.2     | 99.0  | 100.4     |
| Dec.                           | 99.2   |           | 101.1  |           | 100.9   |           | 102.4   |           | 98.5   |           | 97.3  |           |
| 2017 Jan.                      | 96.4   |           | 101.2  |           | 102.6   |           | 103.3   |           | 100.8  |           | 104.4   |           |
| Feb.                           | 101.8  | 99.8      | 101.3  | 101.6     | 103.8   | 103.5     | 103.1   | 103.3     | 103.3  | 101.6     | 102.3   | 102.9     |
| Mar.                           | 101.2  |           | 102.2  |           | 104.0   |           | 103.6   |           | 100.7  |           | 102.0   |           |
| Apr.                           | 102.6  |           | 101.8  |           | 104.9   |           | 107.0   |           | 102.4  |           | 104.2   |           |
| May                            | 102.9  | 103.0     | 100.1  | 101.2     | 106.3   | 105.6     | 106.1   | 106.4     | 103.7  | 103.0     | 104.5   | 104.1     |
| June                           | 103.5  |           | 101.6  |           | 105.5   |           | 106.1   |           | 103.0  |           | 103.7   |           |
| July <sup>3</sup>              | 103.7  |           | 103.7  |           | 106.4   |           | 108.8   |           | 103.1  |           | 103.4   |           |
| Aug. <sup>3</sup>              | 101.7  | 103.0     | 105.8  | 105.5     | 107.9   | 107.4     | 108.2   | 108.3     | 103.9  | 104.2     | 115.7   | 108.5     |
| Sep.                           | 103.7  |           | 107.0  |           | 108.0   |           | 107.9   |           | 105.7  |           | 106.4   |           |
| Oct.                           | 102.1  |           | 103.5  |           | 107.3   |           | 106.1   |           | 102.9  |           | 101.9   |           |
| Nov.                           | 104.5  | 103.1     | 109.0  | 107.2     | 108.8   | 108.5     | 110.1   | 110.0     | 108.1  | 107.1     | 110.4   | 106.2     |
| Dec.                           | 102.8  |           | 109.0  |           | 109.5   |           | 113.8   |           | 110.3  |           | 106.2   |           |
| 2018 Jan.                      | 103.2  |           | 107.7  |           | 107.1   |           | 109.1   |           | 106.4  |           | 109.5   |           |
| Feb.                           | 103.0  | 102.4     | 106.6  | 107.0     | 107.6   | 107.1     | 108.2   | 108.8     | 105.4  | 106.2     | 101.6   | 106.9     |
| Mar.                           | 101.0  |           | 106.7  |           | 106.5   |           | 109.2   |           | 106.8  |           | 109.5   |           |
| Apr.                           | 100.5  |           | 105.9  |           | 107.3   |           | 107.7   |           | 105.4  |           | 109.1   |           |
| May                            | 105.3  | 102.5     | 113.1  | 110.3     | 108.9   | 108.2     | 109.7   | 109.2     | 106.5  | 106.0     | 107.8   | 108.6     |
| June                           | 101.8  |           | 111.9  |           | 108.3   |           | 110.1   |           | 106.1  |           | 109.0   |           |
| July <sup>3</sup>              | 100.7  |           | 113.3  |           | 107.1   |           | 108.9   |           | 106.3  |           | 100.0   |           |
| Aug. <sup>3</sup>              | 102.6  | 101.4     | 112.8  | 112.4     | 108.6   | 107.7     | 109.5   | 109.2     | 107.9  | 106.7     | 97.6  | 99.0      |
| Sep.                           | 100.9  |           | 111.0  |           | 107.3   |           | 109.3   |           | 106.0  |           | 99.5  |           |
| Oct.                           | 101.5  |           | 102.1  |           | 107.5   |           | 109.1   |           | 108.9  |           | 98.3  |           |
| Nov.                           | 102.6  | 101.9     | 98.8   | 100.7     | 106.0   | 106.6     | 107.5   | 108.7     | 105.6  | 107.2     | 97.2  | 99.5      |
| Dec.                           | 101.5  |           | 101.3  |           | 106.3   |           | 109.4   |           | 107.0  |           | 103.1   |           |
| 2019 Jan.                      | 103.4  |           | 102.0  |           | 106.9   |           | 107.7   |           | 106.0  |           | 94.6  |           |
| Feb.                           | 103.9  | 103.3     | 100.8  | 101.1     | 105.8   | 106.4     | 106.2   | 108.0     | 105.8  | 106.1     | 96.4  | 96.1      |
| Mar.                           | 102.7  |           | 100.5  |           | 106.6   |           | 110.0   |           | 106.5  |           | 97.2  |           |
| Apr.                           | 105.9  |           | 99.4   |           | 104.3   |           | 107.0   |           | 104.5  |           | 90.2  |           |
| May                            | 101.5  | 102.7     | 101.6  | 100.5     | 103.5   | 103.6     | 107.8   | 107.1     | 104.3  | 103.8     | 96.4  | 93.9      |
| June                           | 100.7  |           | 100.4  |           | 102.9   |           | 106.4   |           | 102.7  |           | 95.0  |           |
| July <sup>3</sup>              | 102.1  |           | 100.2  |           | 102.5   |           | 105.8   |           | 104.6  |           | 90.5  |           |
| Aug. <sup>3</sup>              | 102.7  | 102.2     | 97.7   | 98.0      | 102.6   | 102.5     | 106.9   | 106.5     | 103.7  | 103.7     | 93.4  | 91.7      |
| Sep.                           | 101.8  |           | 96.0   |           | 102.3   |           | 106.9   |           | 102.9  |           | 91.3  |           |
| Oct.                           | 101.8  |           | 101.4  |           | 100.2   |           | 105.5   |           | 100.6  |           | 84.8  |           |
| Nov.                           | 103.0  | 102.2     | 99.8   | 99.2      | 99.4  | 98.8      | 104.1   | 104.1     | 101.0  | 100.5     | 88.3  | 86.0      |
| Dec.                           | 101.9  |           | 96.5   |           | 96.8  |           | 102.8   |           | 99.9   |           | 85.0  |           |
| 2020 Jan. <sup>r</sup>         | 104.1  |           | 100.8  |           | 100.6   |           | 106.4   |           | 99.6   |           | 89.1  |           |
| Feb. <sup>r</sup>              | 103.1  | 103.5     | 107.6  | 103.1     | 101.5   | 98.4      | 106.6   | 104.0     | 98.8   | 96.8      | 89.4  | 79.4      |
| Mar. <sup>r</sup>              | 103.2  |           | 100.9  |           | 93.0  |           | 98.9  |           | 92.1   |           | 59.6  |           |
| Apr. <sup>r</sup>              | 94.0   |           | 97.7   |           | 72.7  |           | 87.3  |           | 73.5   |           | 14.3  |           |
| May <sup>r</sup>               | 93.6   | 96.5      | 93.2   | 95.1      | 77.2  | 77.8      | 90.1  | 90.2      | 81.2   | 81.8      | 45.6  | 43.4      |
| June <sup>r</sup>              | 102.0  |           | 94.3   |           | 83.5  |           | 93.3  |           | 90.7   |           | 70.4  |           |
| July <sup>r</sup>              | 99.2   |           | 97.1   |           | 84.9  |           | 94.9  |           | 87.9   |           | 75.7  |           |
| Aug. <sup>r</sup>              | 99.7   | 99.7      | 94.7   | 97.4      | 90.5  | 89.5      | 97.2  | 96.4      | 87.2   | 88.2      | 69.7  | 73.5      |
| Sep. <sup>r</sup>              | 100.2  |           | 100.4  |           | 93.1  |           | 97.0  |           | 89.4   |           | 75.1  |           |
| Oct. <sup>r</sup>              | 99.4   |           | 100.7  |           | 95.1  |           | 101.4   |           | 90.5   |           | 80.9  |           |
| Nov. <sup>r</sup>              | 95.7   | 98.1      | 102.4  | 102.8     | 97.5  | 97.2      | 104.1   | 103.5     | 91.8   | 91.3      | 83.3  | 82.5      |
| Dec. <sup>r</sup>              | 99.2   |           | 105.3  |           | 99.0  |           | 104.9   |           | 91.6   |           | 83.4  |           |
| 2021 Jan. <sup>o</sup>         | 94.2   |           | 104.0  |           | 100.0   |           | 107.0   |           | 99.3   |           | 76.3  |           |
| Feb. <sup>o</sup>              | 94.2   | 95.8      | 102.8  | 103.9     | 99.9  | 100.2     | 108.0   | 107.4     | 96.0   | 96.8      | 70.4  | 72.5      |
| Mar. <sup>o,p</sup>            | 99.1   |           | 105.0  |           | 100.8   |           | 107.3   |           | 95.1   |           | 70.8  |           |

Source of the unadjusted figures: Federal Statistical Office. <sup>1</sup> Share of gross value added at factor costs of the production sector in base year 2015. <sup>2</sup> Classification of Economic Activities, 2008 edition. <sup>3</sup> Influenced by a change in holiday dates. <sup>o</sup> Preliminary;

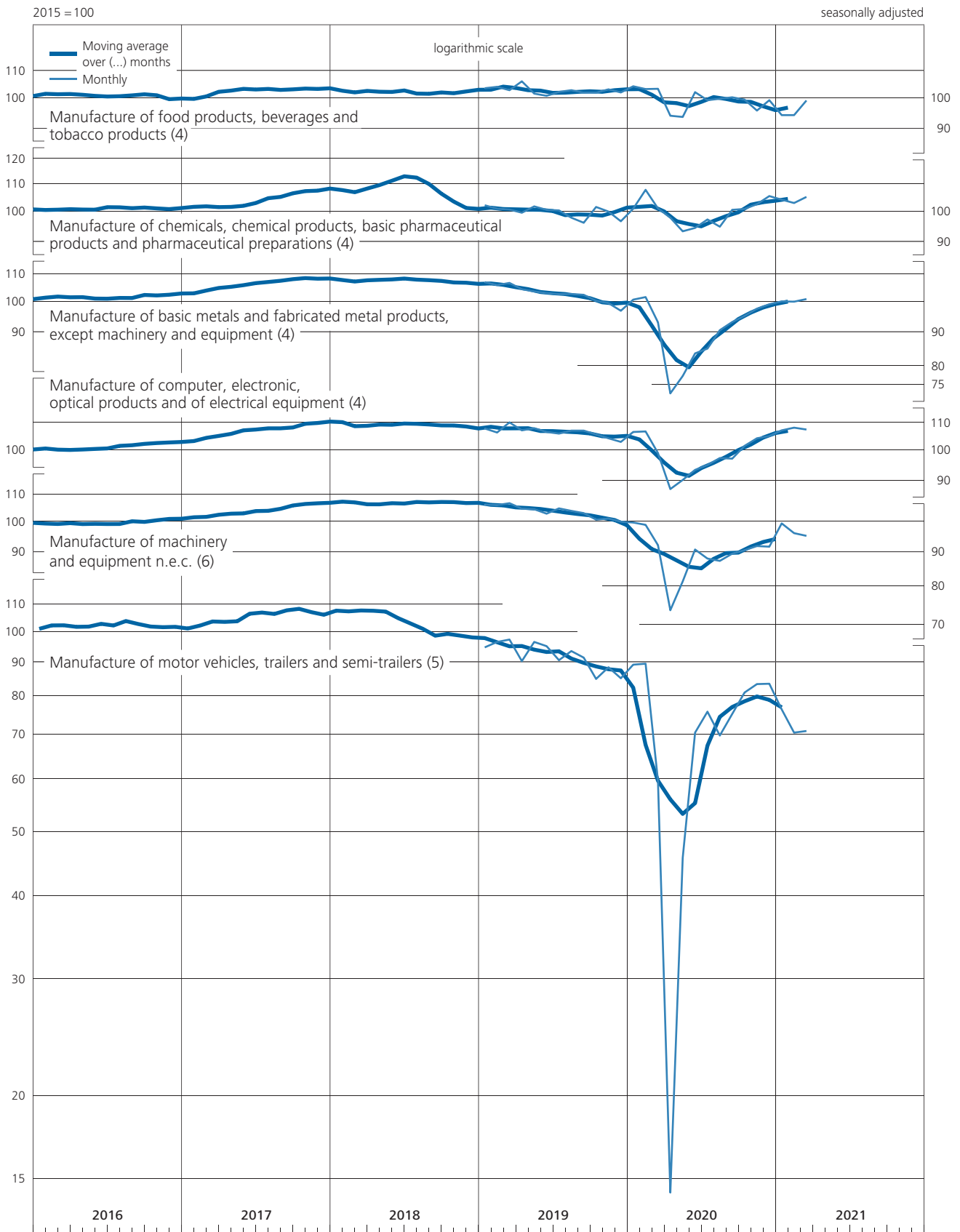
pre-adjusted by the Federal Statistical Office on the basis of estimations to the results of the quarterly production statistics.



### III. Economic activity and prices

#### 1. Output

##### c) Output in selected branches of industry



### III. Economic activity and prices

#### 1. Output

#### d) Productivity and labour costs in industry \*

2015 = 100

(R) seasonally adjusted

| Period            | Output              |           |                     |           | Wages and salaries <sup>1</sup> |           |                     |           |                    |           |                      |           |
|-------------------|---------------------|-----------|---------------------|-----------|---------------------------------|-----------|---------------------|-----------|--------------------|-----------|----------------------|-----------|
|                   | Per employed person |           | Per man-hour worked |           | Per employed person             |           | Per man-hour worked |           | Per unit of output |           | Per unit of turnover |           |
|                   | monthly             | quarterly | monthly             | quarterly | monthly                         | quarterly | monthly             | quarterly | monthly            | quarterly | monthly              | quarterly |
| 2015 Sep.         | 98.9                |           | 99.3                |           | 100.3                           |           | 100.7               |           | 101.4              |           | 101.8                |           |
| Oct.              | 99.9                |           | 99.9                |           | 100.0                           |           | 100.0               |           | 100.1              |           | 99.7                 |           |
| Nov.              | 98.9                | 99.4      | 99.3                | 99.6      | 100.1                           | 100.2     | 100.5               | 100.4     | 101.2              | 100.8     | 102.1                | 101.0     |
| Dec.              | 99.5                |           | 99.6                |           | 100.6                           |           | 100.7               |           | 101.2              |           | 101.1                |           |
| 2016 Jan.         | 101.3               |           | 100.7               |           | 100.7                           |           | 100.0               |           | 99.4               |           | 101.5                |           |
| Feb.              | 101.2               | 100.8     | 100.8               | 100.7     | 101.2                           | 101.1     | 100.9               | 101.0     | 100.0              | 100.3     | 101.8                | 102.1     |
| Mar.              | 99.9                |           | 100.6               |           | 101.3                           |           | 102.1               |           | 101.5              |           | 103.0                |           |
| Apr.              | 100.6               |           | 100.2               |           | 102.1                           |           | 101.7               |           | 101.4              |           | 103.7                |           |
| May               | 98.8                | 100.1     | 101.4               | 100.6     | 100.6                           | 101.6     | 103.2               | 102.1     | 101.8              | 101.5     | 102.2                | 103.2     |
| June              | 100.9               |           | 100.3               |           | 102.1                           |           | 101.5               |           | 101.2              |           | 103.7                |           |
| July <sup>2</sup> | 99.3                |           | 99.6                |           | 101.6                           |           | 102.0               |           | 102.4              |           | 104.0                |           |
| Aug. <sup>2</sup> | 100.9               | 100.3     | 101.7               | 101.0     | 102.2                           | 102.0     | 102.9               | 102.8     | 101.3              | 101.8     | 102.8                | 103.2     |
| Sep.              | 100.6               |           | 101.7               |           | 102.3                           |           | 103.4               |           | 101.6              |           | 102.8                |           |
| Oct.              | 101.1               |           | 101.2               |           | 101.6                           |           | 101.7               |           | 100.5              |           | 101.2                |           |
| Nov.              | 100.8               | 100.3     | 101.5               | 101.0     | 102.7                           | 102.5     | 103.4               | 103.3     | 101.9              | 102.2     | 101.9                | 102.5     |
| Dec.              | 98.9                |           | 100.4               |           | 103.1                           |           | 104.7               |           | 104.2              |           | 104.4                |           |
| 2017 Jan.         | 100.4               |           | 101.9               |           | 103.0                           |           | 104.5               |           | 102.6              |           | 102.7                |           |
| Feb.              | 101.5               | 100.9     | 101.7               | 101.6     | 103.2                           | 103.6     | 103.3               | 104.3     | 101.6              | 102.6     | 100.7                | 102.0     |
| Mar.              | 100.8               |           | 101.3               |           | 104.5                           |           | 105.0               |           | 103.7              |           | 102.5                |           |
| Apr.              | 101.7               |           | 102.4               |           | 104.6                           |           | 105.4               |           | 102.9              |           | 101.4                |           |
| May               | 102.0               | 101.9     | 101.7               | 102.5     | 102.3                           | 103.6     | 102.0               | 104.2     | 100.3              | 101.7     | 99.1                 | 100.3     |
| June              | 102.0               |           | 103.3               |           | 104.0                           |           | 105.3               |           | 101.9              |           | 100.5                |           |
| July <sup>2</sup> | 102.4               |           | 102.7               |           | 103.6                           |           | 103.9               |           | 101.2              |           | 100.2                |           |
| Aug. <sup>2</sup> | 104.4               | 103.3     | 104.0               | 103.5     | 104.1                           | 103.8     | 103.7               | 104.0     | 99.7               | 100.5     | 98.5                 | 99.2      |
| Sep.              | 103.2               |           | 103.8               |           | 103.8                           |           | 104.4               |           | 100.6              |           | 98.9                 |           |
| Oct.              | 101.4               |           | 102.6               |           | 104.0                           |           | 105.3               |           | 102.6              |           | 100.5                |           |
| Nov.              | 105.1               | 103.6     | 105.9               | 104.7     | 105.0                           | 104.5     | 105.8               | 105.6     | 99.9               | 100.9     | 97.8                 | 98.8      |
| Dec.              | 104.4               |           | 105.5               |           | 104.5                           |           | 105.7               |           | 100.2              |           | 98.2                 |           |
| 2018 Jan.         | 103.4               |           | 103.9               |           | 105.6                           |           | 106.1               |           | 102.1              |           | 100.5                |           |
| Feb.              | 101.6               | 102.5     | 103.1               | 103.8     | 104.6                           | 105.7     | 106.2               | 107.1     | 103.0              | 103.2     | 101.5                | 101.7     |
| Mar.              | 102.4               |           | 104.3               |           | 107.0                           |           | 109.0               |           | 104.5              |           | 103.0                |           |
| Apr.              | 101.6               |           | 103.1               |           | 107.6                           |           | 109.1               |           | 105.9              |           | 103.5                |           |
| May               | 103.2               | 102.6     | 104.7               | 103.8     | 107.0                           | 107.0     | 108.5               | 108.2     | 103.6              | 104.3     | 101.8                | 102.2     |
| June              | 102.9               |           | 103.5               |           | 106.3                           |           | 106.9               |           | 103.3              |           | 101.2                |           |
| July <sup>2</sup> | 100.5               |           | 102.3               |           | 106.4                           |           | 108.3               |           | 105.9              |           | 103.0                |           |
| Aug. <sup>2</sup> | 100.5               | 100.4     | 101.3               | 101.5     | 106.8                           | 106.3     | 107.7               | 107.5     | 106.3              | 105.9     | 103.2                | 103.2     |
| Sep.              | 100.1               |           | 101.0               |           | 105.7                           |           | 106.5               |           | 105.5              |           | 103.5                |           |
| Oct.              | 99.8                |           | 100.9               |           | 107.0                           |           | 108.2               |           | 107.2              |           | 104.1                |           |
| Nov.              | 97.7                | 98.8      | 100.3               | 100.3     | 107.2                           | 106.8     | 110.0               | 108.4     | 109.7              | 108.1     | 106.2                | 104.4     |
| Dec.              | 98.8                |           | 99.7                |           | 106.1                           |           | 107.0               |           | 107.3              |           | 102.9                |           |
| 2019 Jan.         | 97.6                |           | 99.1                |           | 107.4                           |           | 109.0               |           | 110.0              |           | 103.6                |           |
| Feb.              | 98.0                | 98.1      | 100.0               | 99.7      | 107.7                           | 107.7     | 109.9               | 109.5     | 109.9              | 109.8     | 104.8                | 104.4     |
| Mar.              | 98.7                |           | 100.0               |           | 108.0                           |           | 109.5               |           | 109.4              |           | 104.8                |           |
| Apr.              | 96.0                |           | 98.9                |           | 108.0                           |           | 111.2               |           | 112.5              |           | 105.4                |           |
| May               | 97.1                | 96.4      | 99.4                | 99.2      | 107.9                           | 107.9     | 110.5               | 111.0     | 111.1              | 111.9     | 106.0                | 105.8     |
| June              | 96.1                |           | 99.3                |           | 107.7                           |           | 111.3               |           | 112.1              |           | 106.1                |           |
| July <sup>2</sup> | 95.7                |           | 99.4                |           | 113.4                           |           | 117.7               |           | 118.4              |           | 112.3                |           |
| Aug. <sup>2</sup> | 96.2                | 95.7      | 98.0                | 98.5      | 108.5                           | 110.0     | 110.6               | 113.2     | 112.8              | 114.9     | 106.7                | 108.6     |
| Sep.              | 95.2                |           | 98.2                |           | 108.0                           |           | 111.3               |           | 113.4              |           | 106.9                |           |
| Oct.              | 94.2                |           | 97.8                |           | 107.6                           |           | 111.8               |           | 114.3              |           | 106.9                |           |
| Nov.              | 94.7                | 94.0      | 97.8                | 97.3      | 106.7                           | 107.1     | 110.1               | 110.8     | 112.6              | 113.9     | 106.1                | 106.5     |
| Dec.              | 93.2                |           | 96.4                |           | 106.9                           |           | 110.6               |           | 114.7              |           | 106.5                |           |
| 2020 Jan.         | r 95.7              |           | r 98.7              |           | 108.0                           |           | 111.4               |           | r 112.8            |           | 105.8                |           |
| Feb.              | r 97.2              | 93.3      | r 99.5              | 97.7      | 108.4                           | 107.9     | 110.9               | 113.1     | r 111.5            | 115.9     | 105.6                | 109.3     |
| Mar.              | r 87.0              |           | r 94.8              |           | 107.4                           |           | 117.1               |           | r 123.5            |           | 116.5                |           |
| Apr.              | r 68.1              |           | r 84.0              |           | 95.7                            |           | 118.0               |           | r 140.6            |           | 136.7                |           |
| May               | r 76.4              | 76.6      | r 89.0              | 89.6      | 99.3                            | 98.9      | 115.7               | 116.0     | r 130.0            | 129.9     | 127.4                | 126.0     |
| June              | r 85.4              |           | r 95.9              |           | 101.6                           |           | 114.2               |           | r 119.0            |           | 114.0                |           |
| July              | r 87.3              |           | r 96.2              |           | 106.0                           |           | 116.8               |           | r 121.4            |           | 112.8                |           |
| Aug.              | r 87.5              | 88.2      | r 94.8              | 95.8      | 105.3                           | 105.9     | 114.0               | 115.1     | r 120.3            | 120.1     | 111.9                | 111.8     |
| Sep.              | r 89.7              |           | r 96.5              |           | 106.5                           |           | 114.5               |           | r 118.7            |           | 110.6                |           |
| Oct.              | r 92.9              |           | r 99.0              |           | 106.5                           |           | 113.5               |           | r 114.6            |           | 106.9                |           |
| Nov.              | r 94.0              | 94.1      | r 99.8              | 100.0     | 106.4                           | 107.3     | 113.0               | 114.0     | r 113.2            | 114.0     | 105.6                | 106.4     |
| Dec.              | r 95.4              |           | r 101.1             |           | 108.9                           |           | 115.5               |           | r 114.2            |           | 106.7                |           |
| 2021 Jan.         | o 95.0              |           | o 99.1              |           | 108.5                           |           | 113.1               |           | o 114.1            |           | 106.8                |           |
| Feb.              | o 93.5              | 94.3      | o 97.3              | 98.3      | 108.2                           | 109.0     | 112.6               | 113.7     | o 115.7            | 115.6     | 107.8                | 107.1     |
| Mar.              | o,p 94.4            |           | o,p 98.6            |           | 110.4                           |           | 115.3               |           | o,p 117.0          |           | p 106.7              |           |

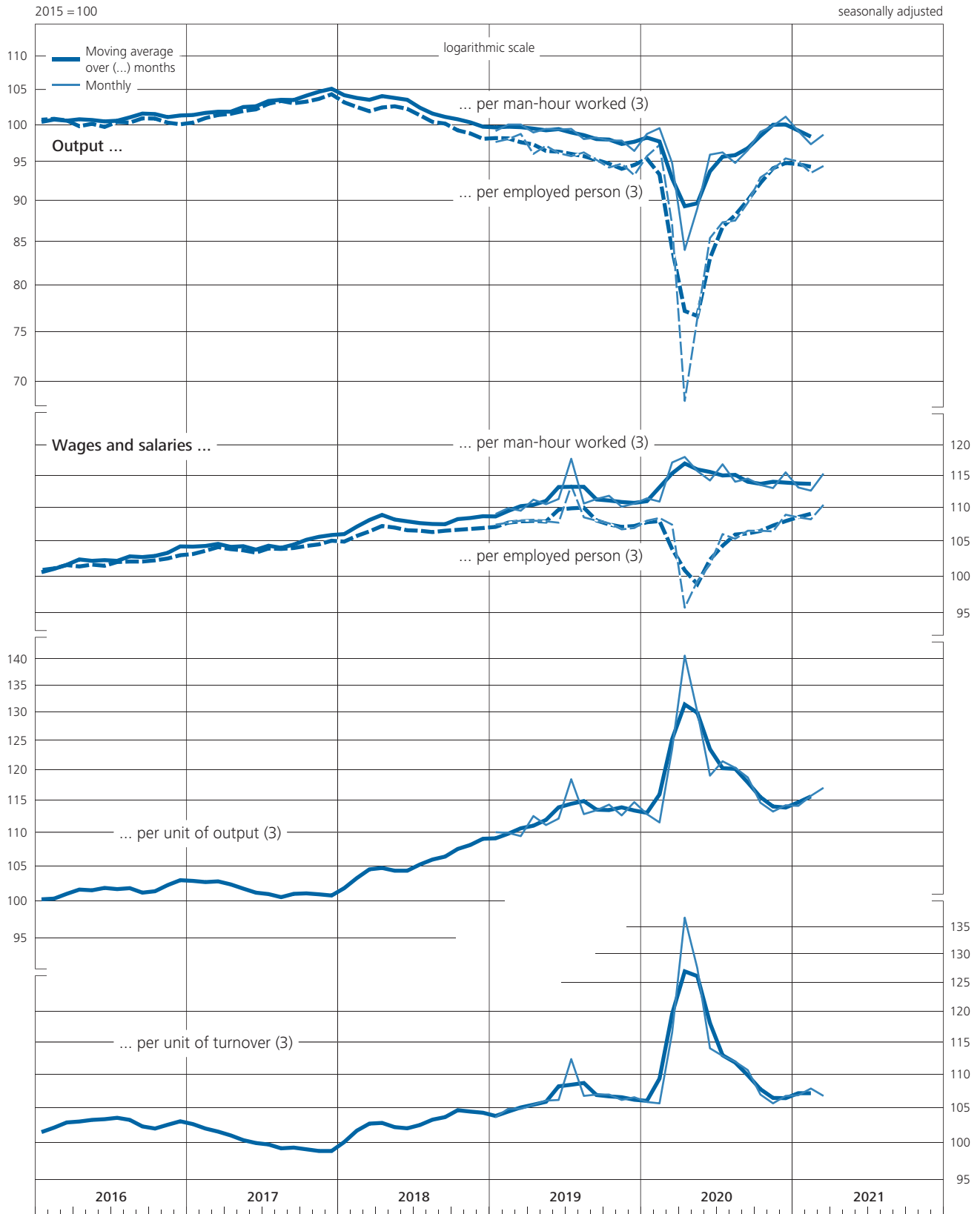
Source of the unadjusted figures: Bundesbank calculations based on data from the Federal Statistical Office. \* As well as mining of coal and lignite, extraction of crude petroleum and natural gas, manufacture of coke and refined petroleum products.

<sup>1</sup> Excluding employers' compulsory social security contributions. <sup>2</sup> Influenced by a change in holiday dates. o Preliminary; output pre-adjusted by the Federal Statistical Office on the basis of estimations to the results of the quarterly production statistics.

### III. Economic activity and prices

#### 1. Output

#### d) Productivity and labour costs in industry\*



\* As well as mining of coal and lignite, extraction of crude petroleum and natural gas, manufacture of coke and refined petroleum products.

### III. Economic activity and prices

#### 1. Output

##### e) Employment, labour costs and turnover in the main construction industry \*

seasonally adjusted

| Period    | Breakdown by type of construction: |           |                        |           |                      |           |            |           |                          |           |                         |           |  |           |
|-----------|------------------------------------|-----------|------------------------|-----------|----------------------|-----------|------------|-----------|--------------------------|-----------|-------------------------|-----------|--|-----------|
|           | Employed persons 1                 |           | Man-hours worked 2 (R) |           | Wages and salaries 3 |           | Turnover 4 |           | Residential construction |           | Industrial construction |           | Public sector construction and road construction |           |
|           | Thousands                          |           | Millions               |           | € billion            |           |            |           |                          |           |                         |           |  |           |
|           | monthly                            | quarterly | monthly                | quarterly | monthly              | quarterly | monthly    | quarterly | monthly                  | quarterly | monthly                 | quarterly | monthly  | quarterly |
| 2016 Feb. | 416                                | 415       | 43.3                   | 127.1     | 1.27                 | 3.77      | 5.75       | 17.03     | 1.35                     | 3.94      | 2.42                    | 7.14      | 1.98   | 5.94      |
| Mar.      | 416                                |           | 42.6                   |           | 1.26                 |           | 5.75       |           | 1.36                     |           | 2.39                    |           | 2.00   |           |
| Apr.      | 417                                |           | 41.6                   |           | 1.27                 |           | 5.74       |           | 1.33                     |           | 2.46                    |           | 1.95   |           |
| May       | 419                                | 418       | 41.8                   | 125.5     | 1.28                 | 3.82      | 5.80       | 17.30     | 1.41                     | 4.08      | 2.43                    | 7.32      | 1.97   | 5.90      |
| June      | 420                                |           | 42.1                   |           | 1.27                 |           | 5.76       |           | 1.34                     |           | 2.43                    |           | 1.98   |           |
| July      | 421                                |           | 42.5                   |           | 1.29                 |           | 5.86       |           | 1.36                     |           | 2.41                    |           | 2.09   |           |
| Aug.      | 424                                | 423       | 43.1                   | 128.2     | 1.30                 | 3.89      | 5.89       | 17.81     | 1.36                     | 4.17      | 2.47                    | 7.36      | 2.06   | 6.27      |
| Sep.      | 425                                |           | 42.6                   |           | 1.30                 |           | 6.06       |           | 1.45                     |           | 2.48                    |           | 2.12   |           |
| Oct.      | 424                                |           | 42.7                   |           | 1.30                 |           | 5.94       |           | 1.34                     |           | 2.50                    |           | 2.10   |           |
| Nov.      | 426                                | 425       | 42.4                   | 128.6     | 1.29                 | 3.91      | 5.91       | 18.35     | 1.34                     | 4.16      | 2.48                    | 7.70      | 2.09   | 6.50      |
| Dec.      | 428                                |           | 43.5                   |           | 1.32                 |           | 6.50       |           | 1.48                     |           | 2.72                    |           | 2.31   |           |
| 2017 Jan. | 437                                |           | 38.8                   |           | 1.30                 |           | 5.70       |           | 1.25                     |           | 2.43                    |           | 2.02   |           |
| Feb.      | 439                                | 437       | 45.2                   | 130.6     | 1.36                 | 4.05      | 6.09       | 18.17     | 1.42                     | 4.17      | 2.57                    | 7.65      | 2.10   | 6.35      |
| Mar.      | 442                                |           | 46.6                   |           | 1.39                 |           | 6.38       |           | 1.50                     |           | 2.65                    |           | 2.23   |           |
| Apr.      | 444                                |           | 45.9                   |           | 1.39                 |           | 6.41       |           | 1.53                     |           | 2.65                    |           | 2.22   |           |
| May       | 445                                | 445       | 45.7                   | 136.7     | 1.40                 | 4.16      | 6.42       | 19.35     | 1.55                     | 4.65      | 2.67                    | 8.04      | 2.20   | 6.65      |
| June      | 446                                |           | 45.1                   |           | 1.37                 |           | 6.52       |           | 1.57                     |           | 2.72                    |           | 2.23   |           |
| July      | 447                                |           | 45.2                   |           | 1.39                 |           | 6.57       |           | 1.53                     |           | 2.83                    |           | 2.21   |           |
| Aug.      | 449                                | 448       | 45.7                   | 136.0     | 1.40                 | 4.19      | 6.52       | 19.53     | 1.55                     | 4.64      | 2.76                    | 8.26      | 2.21   | 6.63      |
| Sep.      | 449                                |           | 45.1                   |           | 1.40                 |           | 6.44       |           | 1.56                     |           | 2.67                    |           | 2.21   |           |
| Oct.      | 449                                |           | 44.7                   |           | 1.40                 |           | 6.40       |           | 1.53                     |           | 2.67                    |           | 2.20   |           |
| Nov.      | 450                                | 450       | 45.7                   | 134.8     | 1.40                 | 4.21      | 6.61       | 19.59     | 1.67                     | 4.76      | 2.69                    | 8.11      | 2.25   | 6.72      |
| Dec.      | 453                                |           | 44.4                   |           | 1.41                 |           | 6.58       |           | 1.56                     |           | 2.75                    |           | 2.27   |           |
| 2018 Jan. | 457                                |           | 47.3                   |           | 1.48                 |           | 6.72       |           | 1.71                     |           | 2.81                    |           | 2.20   |           |
| Feb.      | 459                                | 458       | 43.2                   | 134.6     | 1.41                 | 4.31      | 6.69       | 19.72     | 1.63                     | 4.85      | 2.84                    | 8.33      | 2.22   | 6.53      |
| Mar.      | 461                                |           | 44.1                   |           | 1.42                 |           | 6.31       |           | 1.51                     |           | 2.68                    |           | 2.11   |           |
| Apr.      | 463                                |           | 46.8                   |           | 1.49                 |           | 6.79       |           | 1.62                     |           | 2.88                    |           | 2.30   |           |
| May       | 465                                | 464       | 48.7                   | 142.3     | 1.51                 | 4.51      | 7.08       | 20.93     | 1.68                     | 4.95      | 3.02                    | 8.89      | 2.38   | 7.10      |
| June      | 468                                |           | 46.8                   |           | 1.51                 |           | 7.06       |           | 1.65                     |           | 2.99                    |           | 2.42   |           |
| July      | 469                                |           | 47.3                   |           | 1.53                 |           | 7.26       |           | 1.78                     |           | 3.03                    |           | 2.45   |           |
| Aug.      | 471                                | 470       | 47.0                   | 142.6     | 1.52                 | 4.59      | 7.26       | 21.80     | 1.73                     | 5.23      | 3.07                    | 9.18      | 2.46   | 7.39      |
| Sep.      | 472                                |           | 48.3                   |           | 1.54                 |           | 7.28       |           | 1.72                     |           | 3.08                    |           | 2.48   |           |
| Oct.      | 474                                |           | 47.8                   |           | 1.55                 |           | 7.37       |           | 1.78                     |           | 3.08                    |           | 2.51   |           |
| Nov.      | 476                                | 475       | 47.3                   | 142.3     | 1.58                 | 4.69      | 7.42       | 22.10     | 1.73                     | 5.23      | 3.20                    | 9.36      | 2.50   | 7.52      |
| Dec.      | 477                                |           | 47.2                   |           | 1.56                 |           | 7.31       |           | 1.72                     |           | 3.08                    |           | 2.51   |           |
| 2019 Jan. | 481                                |           | 46.1                   |           | 1.58                 |           | 7.36       |           | 1.69                     |           | 3.15                    |           | 2.52   |           |
| Feb.      | 483                                | 481       | 50.5                   | 146.9     | 1.63                 | 4.83      | 7.64       | 22.92     | 1.84                     | 5.43      | 3.17                    | 9.65      | 2.63   | 7.83      |
| Mar.      | 484                                |           | 50.3                   |           | 1.62                 |           | 7.92       |           | 1.90                     |           | 3.33                    |           | 2.68   |           |
| Apr.      | 487                                |           | 49.5                   |           | 1.63                 |           | 7.81       |           | 1.94                     |           | 3.27                    |           | 2.60   |           |
| May       | 488                                | 487       | 48.5                   | 147.5     | 1.61                 | 4.93      | 7.65       | 23.11     | 1.84                     | 5.66      | 3.21                    | 9.66      | 2.60   | 7.80      |
| June      | 489                                |           | 49.5                   |           | 1.69                 |           | 7.65       |           | 1.88                     |           | 3.18                    |           | 2.60   |           |
| July      | 491                                |           | 49.1                   |           | 1.63                 |           | 7.66       |           | 1.83                     |           | 3.23                    |           | 2.59   |           |
| Aug.      | 492                                | 491       | 48.7                   | 147.2     | 1.63                 | 4.89      | 7.67       | 23.13     | 1.86                     | 5.58      | 3.20                    | 9.75      | 2.61   | 7.78      |
| Sep.      | 494                                |           | 49.4                   |           | 1.63                 |           | 7.80       |           | 1.89                     |           | 3.32                    |           | 2.58   |           |
| Oct.      | 496                                |           | 48.8                   |           | 1.65                 |           | 7.65       |           | 1.84                     |           | 3.25                    |           | 2.56   |           |
| Nov.      | 497                                | 497       | 49.7                   | 147.1     | 1.69                 | 5.01      | 7.74       | 23.18     | 1.85                     | 5.65      | 3.26                    | 9.72      | 2.63   | 7.81      |
| Dec.      | 500                                |           | 48.6                   |           | 1.67                 |           | 7.79       |           | 1.96                     |           | 3.21                    |           | 2.62   |           |
| 2020 Jan. | 502                                |           | 53.0                   |           | 1.74                 |           | 8.45       |           | 2.09                     |           | 3.43                    |           | 2.94   |           |
| Feb.      | 504                                | 503       | 51.6                   | 155.5     | 1.73                 | 5.18      | 8.56       | 25.52     | 2.04                     | 6.21      | 3.50                    | 10.44     | 3.02   | 8.88      |
| Mar.      | 504                                |           | 50.9                   |           | 1.71                 |           | 8.51       |           | 2.08                     |           | 3.51                    |           | 2.92   |           |
| Apr.      | 504                                |           | 50.7                   |           | 1.69                 |           | 8.09       |           | 1.91                     |           | 3.35                    |           | 2.83   |           |
| May       | 505                                | 505       | 50.9                   | 152.4     | 1.68                 | 5.06      | 8.04       | 24.25     | 1.90                     | 5.77      | 3.36                    | 10.12     | 2.78   | 8.36      |
| June      | 507                                |           | 50.8                   |           | 1.69                 |           | 8.12       |           | 1.96                     |           | 3.41                    |           | 2.75   |           |
| July      | 508                                |           | 50.2                   |           | 1.71                 |           | 7.62       |           | 1.94                     |           | 3.15                    |           | 2.53   |           |
| Aug.      | 509                                | 509       | 49.9                   | 150.8     | 1.72                 | 5.16      | 7.74       | 23.21     | 1.96                     | 5.89      | 3.20                    | 9.58      | 2.58   | 7.73      |
| Sep.      | 511                                |           | 50.7                   |           | 1.73                 |           | 7.85       |           | 1.99                     |           | 3.23                    |           | 2.62   |           |
| Oct.      | 513                                |           | 50.2                   |           | 1.74                 |           | 7.89       |           | 2.01                     |           | 3.23                    |           | 2.64   |           |
| Nov.      | 515                                | 514       | 51.4                   | 151.0     | 1.76                 | 5.25      | 8.14       | 25.39     | 2.09                     | 6.84      | 3.30                    | 10.31     | 2.74   | 8.22      |
| Dec.      | 517                                |           | 49.4                   |           | 1.75                 |           | 9.36       |           | 2.74                     |           | 3.78                    |           | 2.84   |           |
| 2021 Jan. | 514                                |           | 48.2                   |           | 1.75                 |           | 7.67       |           | 1.64                     |           | 3.37                    |           | 2.66   |           |
| Feb.      | 515                                | ...       | 46.6                   | ...       | 1.70                 | ...       | 7.24       | ...       | 1.73                     | ...       | 3.04                    | ...       | 2.48   | ...       |

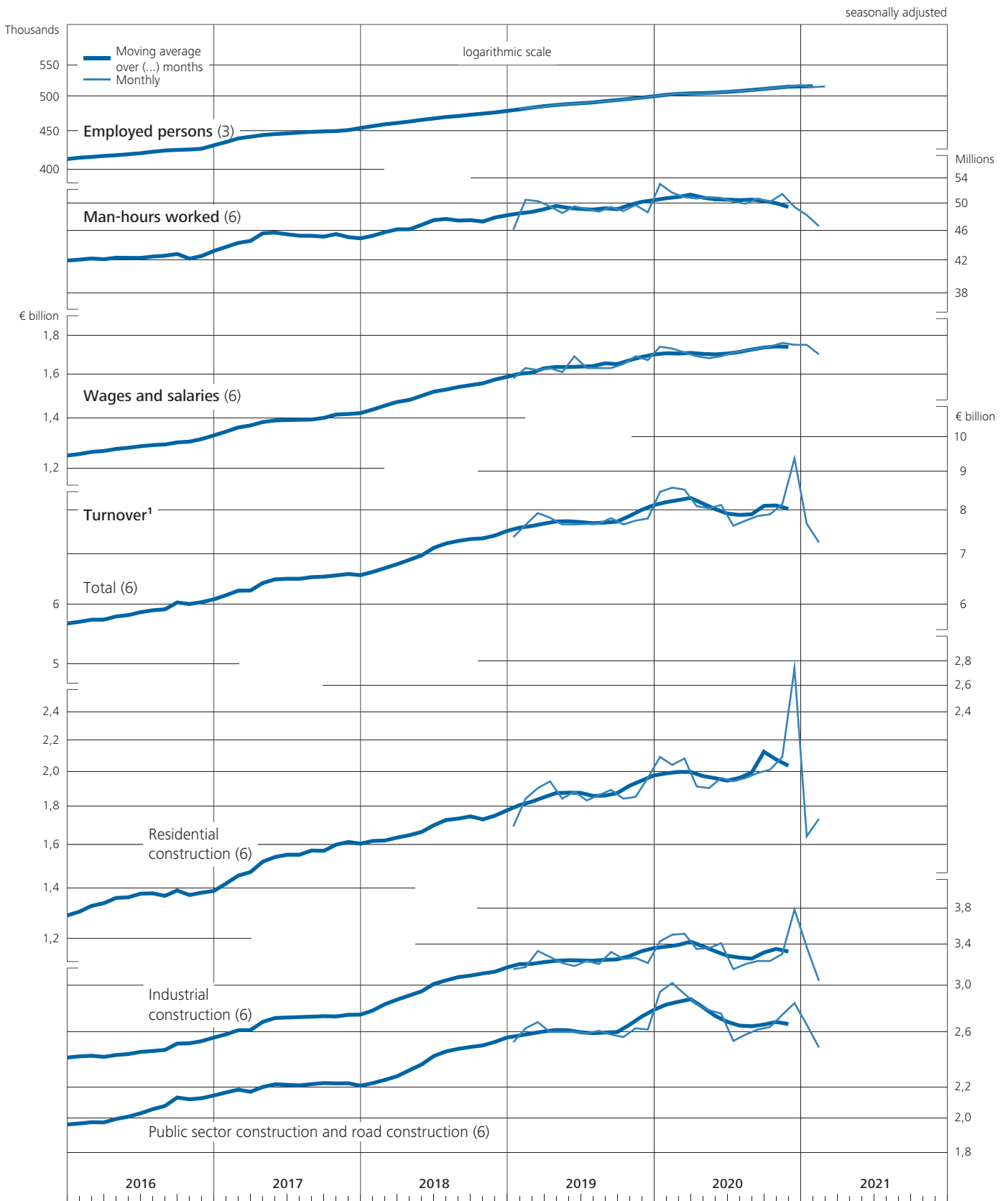
Source of the unadjusted figures: Federal Statistical Office. \* See explanatory notes, section on classifications; based on reports from local units with at least 20 employed persons. 1 Monthly figures: end of month; quarterly figures: averages; including working proprietors, co-proprietors and unpaid family workers. 2 Man-hours actually

worked on building sites and in contractors' yards. 3 Excluding employers' contributions to social security funds, winter construction levy, early retirement pensions paid and short-time working benefits. 4 Excluding value added tax.

### III. Economic activity and prices

#### 1. Output

#### e) Employment, labour costs and turnover in the main construction industry



### III. Economic activity and prices

#### 2. Orders received

##### a) Orders received by industry, \* by main grouping

2015 = 100

seasonally adjusted

| Percentage weight 2 | Value    |           |                    |           |               |           |                |           | Volume 1 |           |                    |           |               |           |                |           |
|---------------------|----------|-----------|--------------------|-----------|---------------|-----------|----------------|-----------|----------|-----------|--------------------|-----------|---------------|-----------|----------------|-----------|
|                     | Industry |           | Intermediate goods |           | Capital goods |           | Consumer goods |           | Industry |           | Intermediate goods |           | Capital goods |           | Consumer goods |           |
|                     | 100.00   |           | 35.37              |           | 57.25         |           | 7.38           |           | 100.00   |           | 35.37              |           | 57.25         |           | 7.38           |           |
| Period              | monthly  | quarterly | monthly            | quarterly | monthly       | quarterly | monthly        | quarterly | monthly  | quarterly | monthly            | quarterly | monthly       | quarterly | monthly        | quarterly |
| 2015 Nov.           | 99.4     | 98.4      | 99.7               | 98.8      | 99.3          | 97.7      | 99.4           | 102.0     | 99.6     | 98.6      | 100.5              | 99.6      | 99.0          | 97.6      | 99.1           | 101.8     |
| 2015 Dec.           | 97.6     |           | 98.3               |           | 96.2          |           | 104.6          |           | 97.9     |           | 99.3               |           | 96.1          |           | 104.2          |           |
| 2016 Jan.           | 99.6     |           | 97.5               |           | 100.3         |           | 104.5          |           | 100.3    |           | 99.5               |           | 100.3         |           | 104.5          |           |
| 2016 Feb.           | 98.6     | 99.6      | 98.7               | 97.6      | 98.6          | 100.7     | 98.2           | 100.8     | 99.5     | 100.4     | 101.2              | 100.0     | 98.7          | 100.7     | 98.0           | 100.7     |
| 2016 Mar.           | 100.6    |           | 96.7               |           | 103.2         |           | 99.8           |           | 101.5    |           | 99.2               |           | 103.2         |           | 99.7           |           |
| 2016 Apr.           | 99.5     |           | 100.5              |           | 99.1          |           | 98.8           |           | 100.6    |           | 103.4              |           | 99.1          |           | 98.7           |           |
| 2016 May            | 99.6     | 99.6      | 97.9               | 98.7      | 100.5         | 100.2     | 100.6          | 100.0     | 100.5    | 100.5     | 100.4              | 101.2     | 100.5         | 100.1     | 100.5          | 99.9      |
| 2016 June           | 99.8     |           | 97.7               |           | 100.9         |           | 100.5          |           | 100.4    |           | 99.9               |           | 100.7         |           | 100.4          |           |
| 2016 July           | 100.4    |           | 97.7               |           | 102.2         |           | 98.8           |           | 100.9    |           | 99.6               |           | 102.0         |           | 98.6           |           |
| 2016 Aug.           | 100.8    | 100.3     | 97.8               | 98.2      | 102.6         | 101.5     | 101.3          | 99.9      | 101.3    | 100.7     | 99.6               | 100.0     | 102.3         | 101.3     | 101.2          | 99.7      |
| 2016 Sep.           | 99.6     |           | 99.1               |           | 99.8          |           | 99.7           |           | 100.0    |           | 100.9              |           | 99.6          |           | 99.3           |           |
| 2016 Oct.           | 102.9    |           | 100.6              |           | 104.5         |           | 100.8          |           | 103.2    |           | 102.3              |           | 104.1         |           | 100.3          |           |
| 2016 Nov.           | 101.3    | 103.4     | 101.6              | 101.3     | 101.1         | 105.0     | 102.0          | 101.7     | 101.3    | 103.4     | 102.7              | 102.4     | 100.5         | 104.4     | 101.5          | 101.1     |
| 2016 Dec.           | 106.0    |           | 101.6              |           | 109.3         |           | 102.3          |           | 105.8    |           | 102.2              |           | 108.5         |           | 101.5          |           |
| 2017 Jan.           | 101.3    |           | 101.1              |           | 101.5         |           | 100.4          |           | 100.7    |           | 101.1              |           | 100.7         |           | 99.8           |           |
| 2017 Feb.           | 106.9    | 104.9     | 109.1              | 105.7     | 105.7         | 104.7     | 105.6          | 103.4     | 106.1    | 104.1     | 108.5              | 105.1     | 104.8         | 103.7     | 104.9          | 102.7     |
| 2017 Mar.           | 106.5    |           | 106.8              |           | 106.8         |           | 104.1          |           | 105.5    |           | 105.8              |           | 105.7         |           | 103.4          |           |
| 2017 Apr.           | 107.5    |           | 106.9              |           | 108.2         |           | 105.1          |           | 106.4    |           | 105.7              |           | 107.1         |           | 104.4          |           |
| 2017 May            | 106.1    | 107.0     | 106.1              | 107.2     | 106.1         | 107.1     | 105.4          | 105.2     | 105.0    | 105.9     | 105.0              | 106.1     | 105.1         | 106.0     | 104.7          | 104.5     |
| 2017 June           | 107.3    |           | 108.5              |           | 106.9         |           | 105.1          |           | 106.4    |           | 107.6              |           | 105.9         |           | 104.3          |           |
| 2017 July           | 106.9    |           | 107.6              |           | 106.9         |           | 104.0          |           | 106.0    |           | 106.7              |           | 106.0         |           | 103.2          |           |
| 2017 Aug.           | 110.5    | 109.3     | 114.0              | 110.8     | 108.5         | 108.8     | 110.0          | 106.6     | 109.6    | 108.3     | 112.8              | 109.7     | 107.7         | 107.9     | 109.2          | 105.8     |
| 2017 Sep.           | 110.6    |           | 110.9              |           | 111.0         |           | 105.8          |           | 109.4    |           | 109.5              |           | 110.0         |           | 105.1          |           |
| 2017 Oct.           | 111.9    |           | 112.0              |           | 112.5         |           | 107.1          |           | 110.6    |           | 110.0              |           | 111.5         |           | 106.2          |           |
| 2017 Nov.           | 112.1    | 113.1     | 115.4              | 114.3     | 110.5         | 113.0     | 109.9          | 107.7     | 110.7    | 111.6     | 113.0              | 112.0     | 109.5         | 112.0     | 109.0          | 106.8     |
| 2017 Dec.           | 115.2    |           | 115.6              |           | 116.1         |           | 106.2          |           | 113.6    |           | 113.1              |           | 115.0         |           | 105.3          |           |
| 2018 Jan.           | 110.9    |           | 111.8              |           | 110.6         |           | 109.4          |           | 109.0    |           | 108.2              |           | 109.5         |           | 109.1          |           |
| 2018 Feb.           | 111.6    | 111.0     | 110.7              | 111.3     | 112.7         | 111.2     | 107.1          | 108.7     | 109.7    | 109.2     | 107.1              | 107.7     | 111.7         | 110.2     | 107.1          | 108.6     |
| 2018 Mar.           | 110.6    |           | 111.3              |           | 110.3         |           | 109.5          |           | 108.8    |           | 107.7              |           | 109.3         |           | 109.6          |           |
| 2018 Apr.           | 109.8    |           | 113.6              |           | 107.6         |           | 107.7          |           | 107.8    |           | 109.8              |           | 106.6         |           | 107.7          |           |
| 2018 May            | 112.1    | 110.3     | 112.9              | 112.9     | 111.7         | 108.4     | 110.7          | 111.6     | 109.7    | 107.9     | 108.6              | 108.6     | 110.4         | 107.1     | 110.4          | 111.5     |
| 2018 June           | 108.9    |           | 112.2              |           | 106.0         |           | 116.4          |           | 106.3    |           | 107.3              |           | 104.4         |           | 116.5          |           |
| 2018 July           | 109.1    |           | 112.4              |           | 106.0         |           | 116.5          |           | 106.3    |           | 107.4              |           | 104.3         |           | 116.6          |           |
| 2018 Aug.           | 110.5    | 109.9     | 112.2              | 112.0     | 109.3         | 108.1     | 112.3          | 113.7     | 107.7    | 107.0     | 107.2              | 107.0     | 107.6         | 106.2     | 112.0          | 113.5     |
| 2018 Sep.           | 110.0    |           | 111.3              |           | 108.9         |           | 112.2          |           | 107.1    |           | 106.5              |           | 106.8         |           | 112.0          |           |
| 2018 Oct.           | 110.6    |           | 112.2              |           | 110.1         |           | 106.3          |           | 107.5    |           | 107.2              |           | 108.1         |           | 105.5          |           |
| 2018 Nov.           | 109.8    | 110.6     | 108.6              | 109.6     | 111.3         | 111.8     | 104.0          | 106.1     | 106.7    | 107.5     | 103.5              | 104.6     | 109.2         | 109.7     | 103.2          | 105.2     |
| 2018 Dec.           | 111.5    |           | 108.1              |           | 114.1         |           | 107.9          |           | 108.4    |           | 103.2              |           | 111.8         |           | 107.0          |           |
| 2019 Jan.           | 108.2    |           | 107.5              |           | 109.0         |           | 105.8          |           | 105.2    |           | 102.8              |           | 106.6         |           | 105.1          |           |
| 2019 Feb.           | 103.6    | 106.0     | 105.2              | 105.8     | 102.7         | 106.2     | 102.8          | 105.7     | 100.6    | 103.0     | 100.7              | 101.2     | 100.4         | 103.8     | 101.9          | 104.9     |
| 2019 Mar.           | 106.2    |           | 104.6              |           | 107.0         |           | 108.6          |           | 103.1    |           | 100.1              |           | 104.4         |           | 107.7          |           |
| 2019 Apr.           | 105.3    |           | 104.1              |           | 105.7         |           | 108.7          |           | 102.3    |           | 99.7               |           | 103.2         |           | 107.7          |           |
| 2019 May            | 103.8    | 104.7     | 102.7              | 103.3     | 104.0         | 105.3     | 107.7          | 107.6     | 100.8    | 101.7     | 98.5               | 99.1      | 101.5         | 102.7     | 106.8          | 106.6     |
| 2019 June           | 105.1    |           | 103.1              |           | 106.2         |           | 106.4          |           | 102.1    |           | 99.0               |           | 103.5         |           | 105.4          |           |
| 2019 July           | 105.0    |           | 101.9              |           | 106.5         |           | 107.2          |           | 101.8    |           | 98.2               |           | 103.4         |           | 106.0          |           |
| 2019 Aug.           | 104.2    | 104.9     | 104.2              | 102.7     | 103.9         | 106.0     | 106.1          | 106.8     | 101.1    | 101.7     | 100.8              | 99.1      | 100.7         | 102.7     | 104.8          | 105.4     |
| 2019 Sep.           | 105.6    |           | 102.1              |           | 107.6         |           | 107.0          |           | 102.2    |           | 98.3               |           | 104.1         |           | 105.5          |           |
| 2019 Oct.           | 104.9    |           | 102.6              |           | 105.9         |           | 109.0          |           | 101.5    |           | 99.0               |           | 102.3         |           | 107.7          |           |
| 2019 Nov.           | 103.5    | 103.6     | 100.8              | 102.2     | 104.5         | 104.0     | 109.6          | 107.9     | 100.4    | 100.3     | 97.7               | 98.8      | 101.0         | 100.4     | 108.2          | 106.5     |
| 2019 Dec.           | 102.3    |           | 103.1              |           | 101.5         |           | 105.0          |           | 99.1     |           | 99.8               |           | 98.0          |           | 103.6          |           |
| 2020 Jan.           | 108.6    |           | 107.2              |           | 109.5         |           | 108.1          |           | 105.2    |           | 104.1              |           | 105.7         |           | 106.6          |           |
| 2020 Feb.           | 105.3    | 101.2     | 106.2              | 104.3     | 104.2         | 98.4      | 110.0          | 108.5     | 102.0    | 98.1      | 103.4              | 101.5     | 100.5         | 95.0      | 108.3          | 106.9     |
| 2020 Mar.           | 89.7     |           | 99.4               |           | 81.5          |           | 107.4          |           | 87.2     |           | 97.1               |           | 78.7          |           | 105.9          |           |
| 2020 Apr.           | 64.7     |           | 76.1               |           | 53.9          |           | 94.1           |           | 62.9     |           | 74.8               |           | 51.7          |           | 93.0           |           |
| 2020 May            | 73.0     | 77.1      | 76.6               | 79.0      | 67.4          | 73.3      | 98.8           | 97.6      | 71.0     | 74.9      | 75.7               | 77.8      | 64.7          | 70.4      | 97.5           | 96.3      |
| 2020 June           | 93.5     |           | 84.2               |           | 98.5          |           | 99.9           |           | 90.9     |           | 83.0               |           | 94.8          |           | 98.4           |           |
| 2020 July           | 98.0     |           | 93.8               |           | 100.1         |           | 102.3          |           | 95.4     |           | 92.3               |           | 96.6          |           | 100.4          |           |
| 2020 Aug.           | 102.3    | 101.5     | 97.4               | 98.3      | 104.8         | 102.9     | 107.0          | 106.4     | 99.5     | 98.8      | 95.8               | 96.7      | 101.2         | 99.4      | 105.0          | 104.5     |
| 2020 Sep.           | 104.3    |           | 103.8              |           | 103.8         |           | 110.0          |           | 101.5    |           | 101.9              |           | 100.4         |           | 108.1          |           |
| 2020 Oct.           | 107.9    |           | 106.8              |           | 108.5         |           | 108.6          |           | 105.0    |           | 104.7              |           | 104.9         |           | 106.6          |           |
| 2020 Nov.           | 110.9    | 109.3     | 111.4              | 110.5     | 110.9         | 108.4     | 108.0          | 110.6     | 107.8    | 106.2     | 109.7              | 108.5     | 106.8         | 104.5     | 106.0          | 108.6     |
| 2020 Dec.           | 109.1    |           | 113.3              |           | 105.7         |           | 115.2          |           | 105.8    |           | 111.1              |           | 101.7         |           | 113.1          |           |
| 2021 Jan.           | 110.3    |           | 115.4              |           | 107.2         |           | 109.2          |           | 106.6    |           | 111.8              |           | 103.3         |           | 107.2          |           |
| 2021 Feb.           | 112.3    | 112.9     | 117.2              | 118.1     | 109.9         | 110.0     | 107.5          | 111.1     | 108.1    | 108.7     | 112.6              | 113.4     | 105.7         | 105.8     | 105.3          | 108.9     |
| 2021 Mar.           | 116.2    |           | 121.7              |           | 112.8         |           | 116.5          |           | 111.3    |           | 115.8              |           | 108.3         |           | 114.2          |           |

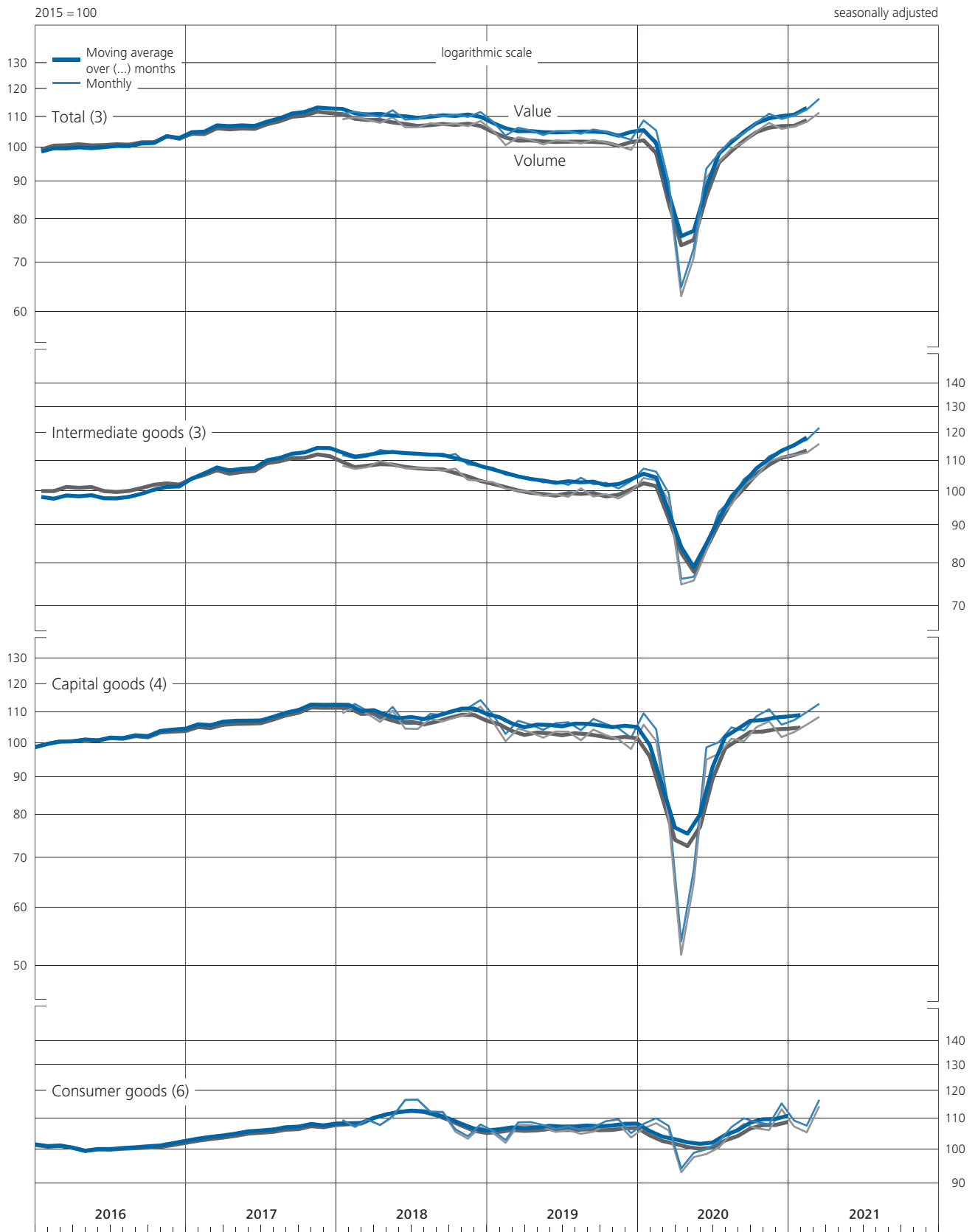
Source of the unadjusted figures: Federal Statistical Office. \* See explanatory notes, section on classifications; figures for specialist sections of local units; excluding value added tax; based on reports from local units with at least 50 employed persons. 1 As of

2018 orders received at 2015 prices, previously at 2010 prices. 2 Share of total orders received by industry in base year 2015.

### III. Economic activity and prices

#### 2. Orders received

##### a) Orders received by industry,\* by main grouping



\* Excluding value added tax.

### III. Economic activity and prices

#### 2. Orders received

##### b) Orders received by industry \* from the domestic market

2015 = 100

seasonally adjusted

| Percentage weight 2 | Value    |           |                    |           |               |           |                |           | Volume 1 |           |                    |           |               |           |                |           |
|---------------------|----------|-----------|--------------------|-----------|---------------|-----------|----------------|-----------|----------|-----------|--------------------|-----------|---------------|-----------|----------------|-----------|
|                     | Industry |           | Intermediate goods |           | Capital goods |           | Consumer goods |           | Industry |           | Intermediate goods |           | Capital goods |           | Consumer goods |           |
|                     | 43.12    |           | 18.37              |           | 21.53         |           | 3.22           |           | 43.12    |           | 18.37              |           | 21.53         |           | 3.22           |           |
| Period              | monthly  | quarterly | monthly            | quarterly | monthly       | quarterly | monthly        | quarterly | monthly  | quarterly | monthly            | quarterly | monthly       | quarterly | monthly        | quarterly |
| 2016 Jan.           | 98.1     |           | 96.4               |           | 99.5          |           | 98.4           |           | 98.9     |           | 98.4               |           | 99.4          |           | 98.2           |           |
| Feb.                | 98.1     | 98.1      | 96.5               | 96.1      | 99.5          | 99.9      | 97.3           | 97.8      | 99.1     | 99.1      | 99.1               | 98.5      | 99.4          | 99.8      | 96.9           | 97.5      |
| Mar.                | 98.2     |           | 95.3               |           | 100.8         |           | 97.6           |           | 99.2     |           | 97.9               |           | 100.6         |           | 97.3           |           |
| Apr.                | 100.8    |           | 101.8              |           | 100.1         |           | 99.2           |           | 102.0    |           | 104.9              |           | 99.9          |           | 98.9           |           |
| May                 | 99.0     | 99.8      | 96.1               | 98.2      | 101.0         | 101.1     | 101.9          | 99.9      | 99.8     | 100.7     | 98.5               | 100.8     | 100.7         | 100.8     | 101.5          | 99.5      |
| June                | 99.6     |           | 96.8               |           | 102.2         |           | 98.5           |           | 100.3    |           | 98.9               |           | 101.8         |           | 98.1           |           |
| July                | 96.6     |           | 95.9               |           | 97.3          |           | 96.5           |           | 97.1     |           | 97.5               |           | 96.9          |           | 96.0           |           |
| Aug.                | 100.3    | 98.0      | 97.4               | 96.3      | 103.3         | 99.8      | 96.6           | 96.4      | 100.7    | 98.5      | 99.1               | 97.9      | 102.7         | 99.3      | 96.2           | 95.9      |
| Sep.                | 97.2     |           | 95.5               |           | 98.8          |           | 96.1           |           | 97.6     |           | 97.2               |           | 98.2          |           | 95.5           |           |
| Oct.                | 102.3    |           | 99.8               |           | 105.1         |           | 97.2           |           | 102.5    |           | 101.3              |           | 104.4         |           | 96.5           |           |
| Nov.                | 99.9     | 103.2     | 99.6               | 100.0     | 100.6         | 106.6     | 97.4           | 98.2      | 99.8     | 103.1     | 100.4              | 100.8     | 99.8          | 105.8     | 96.6           | 97.4      |
| Dec.                | 107.3    |           | 100.5              |           | 114.2         |           | 100.0          |           | 106.9    |           | 100.7              |           | 113.3         |           | 99.1           |           |
| 2017 Jan.           | 99.0     |           | 99.1               |           | 99.1          |           | 97.8           |           | 98.3     |           | 98.6               |           | 98.3          |           | 96.9           |           |
| Feb.                | 109.5    | 104.1     | 109.9              | 104.3     | 110.6         | 104.6     | 99.9           | 99.0      | 108.4    | 103.1     | 108.7              | 103.3     | 109.6         | 103.7     | 99.1           | 98.1      |
| Mar.                | 103.7    |           | 104.0              |           | 104.2         |           | 99.3           |           | 102.5    |           | 102.5              |           | 103.1         |           | 98.3           |           |
| Apr.                | 110.5    |           | 104.7              |           | 117.2         |           | 98.5           |           | 109.0    |           | 102.9              |           | 116.0         |           | 97.6           |           |
| May                 | 102.9    | 107.1     | 103.3              | 104.1     | 102.8         | 110.5     | 101.2          | 101.0     | 101.5    | 105.6     | 101.7              | 102.5     | 101.6         | 109.2     | 100.1          | 99.9      |
| June                | 107.8    |           | 104.3              |           | 111.4         |           | 103.2          |           | 106.3    |           | 102.8              |           | 110.0         |           | 102.0          |           |
| July                | 105.8    |           | 105.5              |           | 106.8         |           | 101.2          |           | 104.3    |           | 103.9              |           | 105.3         |           | 99.9           |           |
| Aug.                | 109.6    | 107.7     | 113.6              | 109.1     | 106.9         | 107.4     | 105.5          | 103.0     | 108.0    | 106.1     | 111.6              | 107.1     | 105.4         | 105.8     | 104.2          | 101.6     |
| Sep.                | 107.8    |           | 108.1              |           | 108.4         |           | 102.2          |           | 105.9    |           | 105.9              |           | 106.7         |           | 100.8          |           |
| Oct.                | 109.8    |           | 110.5              |           | 110.2         |           | 103.8          |           | 107.7    |           | 107.7              |           | 108.4         |           | 102.4          |           |
| Nov.                | 109.0    | 109.3     | 110.2              | 111.3     | 108.4         | 108.7     | 106.6          | 103.3     | 106.7    | 107.1     | 107.3              | 108.3     | 106.5         | 106.8     | 105.1          | 101.8     |
| Dec.                | 109.2    |           | 113.1              |           | 107.4         |           | 99.6           |           | 106.8    |           | 109.9              |           | 105.5         |           | 98.0           |           |
| 2018 Jan.           | 107.7    |           | 110.0              |           | 106.5         |           | 102.1          |           | 104.6    |           | 105.7              |           | 104.2         |           | 100.5          |           |
| Feb.                | 104.9    | 107.0     | 107.9              | 109.4     | 103.2         | 105.9     | 99.4           | 101.2     | 101.9    | 104.0     | 103.6              | 105.1     | 101.0         | 103.6     | 97.9           | 99.6      |
| Mar.                | 108.5    |           | 110.3              |           | 107.9         |           | 102.1          |           | 105.4    |           | 106.1              |           | 105.6         |           | 100.5          |           |
| Apr.                | 104.6    |           | 106.8              |           | 103.1         |           | 102.1          |           | 101.4    |           | 102.4              |           | 100.7         |           | 100.3          |           |
| May                 | 107.9    | 106.4     | 108.7              | 108.4     | 106.8         | 104.8     | 111.2          | 106.1     | 104.5    | 103.0     | 103.9              | 103.5     | 104.3         | 102.3     | 109.1          | 104.1     |
| June                | 106.8    |           | 109.7              |           | 104.6         |           | 104.9          |           | 103.0    |           | 104.3              |           | 102.0         |           | 102.9          |           |
| July                | 108.2    |           | 110.0              |           | 107.4         |           | 102.8          |           | 104.3    |           | 104.7              |           | 104.5         |           | 100.8          |           |
| Aug.                | 106.0    | 107.5     | 107.8              | 109.2     | 105.0         | 106.9     | 102.4          | 101.3     | 102.0    | 103.5     | 102.4              | 103.9     | 102.0         | 103.8     | 100.3          | 99.2      |
| Sep.                | 108.2    |           | 109.8              |           | 108.2         |           | 98.8           |           | 104.2    |           | 104.6              |           | 105.0         |           | 96.6           |           |
| Oct.                | 105.5    |           | 108.5              |           | 103.4         |           | 102.5          |           | 101.4    |           | 103.1              |           | 100.2         |           | 100.0          |           |
| Nov.                | 108.3    | 107.5     | 107.2              | 107.0     | 110.1         | 108.6     | 103.0          | 103.4     | 104.0    | 103.3     | 101.5              | 101.5     | 106.6         | 105.2     | 100.3          | 100.7     |
| Dec.                | 108.7    |           | 105.3              |           | 112.3         |           | 104.6          |           | 104.4    |           | 99.9               |           | 108.7         |           | 101.8          |           |
| 2019 Jan.           | 107.7    |           | 104.7              |           | 111.4         |           | 100.1          |           | 103.3    |           | 99.4               |           | 107.5         |           | 97.5           |           |
| Feb.                | 104.6    | 104.7     | 103.3              | 102.9     | 106.0         | 106.7     | 102.7          | 101.5     | 100.4    | 100.5     | 98.2               | 97.8      | 102.3         | 103.0     | 100.0          | 98.8      |
| Mar.                | 101.8    |           | 100.8              |           | 102.7         |           | 101.8          |           | 97.7     |           | 95.8               |           | 99.1          |           | 98.9           |           |
| Apr.                | 100.4    |           | 99.0               |           | 101.5         |           | 101.6          |           | 96.3     |           | 94.0               |           | 97.9          |           | 98.6           |           |
| May                 | 101.3    | 100.6     | 99.5               | 98.9      | 102.9         | 102.0     | 100.7          | 100.5     | 97.2     | 96.5      | 94.9               | 94.2      | 99.1          | 98.3      | 97.7           | 97.5      |
| June                | 100.0    |           | 98.2               |           | 101.7         |           | 99.3           |           | 96.0     |           | 93.7               |           | 97.9          |           | 96.2           |           |
| July                | 101.2    |           | 98.2               |           | 103.9         |           | 100.7          |           | 97.2     |           | 94.0               |           | 99.9          |           | 97.6           |           |
| Aug.                | 99.1     | 100.2     | 96.8               | 97.4      | 101.3         | 102.7     | 97.1           | 99.8      | 95.0     | 96.1      | 92.6               | 93.2      | 97.2          | 98.6      | 93.9           | 96.6      |
| Sep.                | 100.4    |           | 97.3               |           | 102.9         |           | 101.6          |           | 96.2     |           | 93.0               |           | 98.7          |           | 98.2           |           |
| Oct.                | 97.8     |           | 96.8               |           | 98.0          |           | 101.9          |           | 93.8     |           | 92.8               |           | 93.9          |           | 98.5           |           |
| Nov.                | 99.1     | 99.0      | 97.3               | 97.0      | 100.0         | 100.2     | 103.9          | 102.8     | 95.3     | 95.1      | 93.7               | 93.2      | 95.8          | 96.0      | 100.5          | 99.4      |
| Dec.                | 100.2    |           | 96.8               |           | 102.7         |           | 102.5          |           | 96.1     |           | 93.1               |           | 98.2          |           | 99.1           |           |
| 2020 Jan.           | 101.4    |           | 102.4              |           | 100.5         |           | 101.2          |           | 97.2     |           | 98.6               |           | 96.0          |           | 97.8           |           |
| Feb.                | 101.0    | 96.7      | 100.2              | 99.0      | 101.7         | 94.0      | 101.0          | 101.7     | 97.1     | 92.9      | 97.0               | 95.8      | 97.1          | 89.7      | 97.4           | 98.2      |
| Mar.                | 87.8     |           | 94.4               |           | 79.8          |           | 103.0          |           | 84.5     |           | 91.8               |           | 76.1          |           | 99.3           |           |
| Apr.                | 66.0     |           | 72.9               |           | 57.3          |           | 85.0           |           | 63.7     |           | 71.4               |           | 54.4          |           | 82.0           |           |
| May                 | 76.4     | 82.0      | 74.7               | 76.0      | 75.6          | 85.8      | 92.0           | 90.4      | 73.9     | 79.1      | 73.7               | 74.7      | 71.9          | 81.6      | 88.5           | 87.0      |
| June                | 103.5    |           | 80.5               |           | 124.6         |           | 94.2           |           | 99.6     |           | 79.0               |           | 118.5         |           | 90.5           |           |
| July                | 94.2     |           | 91.3               |           | 96.4          |           | 96.3           |           | 90.8     |           | 89.5               |           | 91.7          |           | 92.5           |           |
| Aug.                | 96.4     | 96.7      | 93.8               | 94.1      | 98.1          | 98.6      | 99.6           | 98.6      | 92.8     | 93.1      | 91.8               | 92.0      | 93.3          | 93.8      | 95.8           | 94.7      |
| Sep.                | 99.4     |           | 97.3               |           | 101.2         |           | 99.9           |           | 95.6     |           | 94.8               |           | 96.3          |           | 95.8           |           |
| Oct.                | 103.2    |           | 104.9              |           | 102.3         |           | 99.5           |           | 99.4     |           | 102.1              |           | 97.6          |           | 95.4           |           |
| Nov.                | 105.2    | 104.6     | 109.5              | 107.9     | 102.5         | 102.3     | 98.9           | 100.9     | 101.4    | 100.6     | 107.3              | 105.2     | 97.4          | 97.3      | 94.7           | 96.7      |
| Dec.                | 105.3    |           | 109.3              |           | 102.1         |           | 104.3          |           | 101.0    |           | 106.1              |           | 96.9          |           | 99.9           |           |
| 2021 Jan.           | 102.8    |           | 109.4              |           | 97.8          |           | 98.3           |           | 98.1     |           | 105.0              |           | 92.9          |           | 93.9           |           |
| Feb.                | 107.3    | 107.8     | 112.2              | 113.2     | 104.6         | 104.3     | 97.5           | 99.7      | 102.0    | 102.4     | 106.9              | 107.8     | 99.1          | 98.9      | 92.9           | 95.1      |
| Mar.                | 113.2    |           | 118.1              |           | 110.6         |           | 103.2          |           | 107.0    |           | 111.4              |           | 104.6         |           | 98.4           |           |

Source of the unadjusted figures: Federal Statistical Office. \* See explanatory notes, section on classifications; figures for specialist sections of local units; excluding value added tax; based on reports from local units with at least 50 employed persons. 1 As of

2018 orders received at 2015 prices, previously at 2010 prices. 2 Share of total orders received by industry in base year 2015.



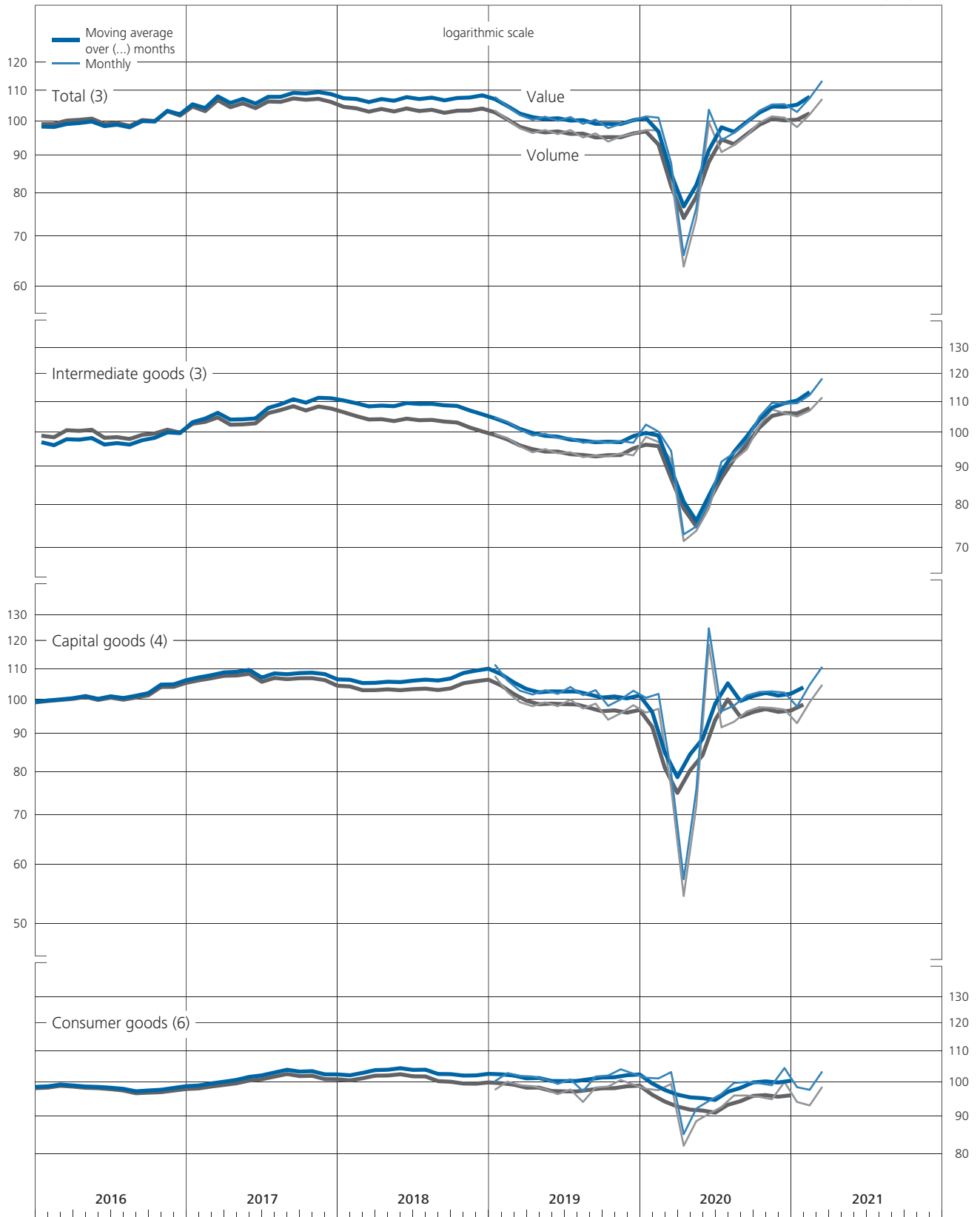
### III. Economic activity and prices

#### 2. Orders received

##### b) Orders received by industry\* from the domestic market

2015 = 100

seasonally adjusted



\* Excluding value added tax.

### III. Economic activity and prices

#### 2. Orders received

##### c) Orders received by industry \* from abroad

2015 = 100

seasonally adjusted

| Percentage weight <sup>1</sup><br>Period | Value                              |           |                    |           |               |           |                |           | Volume    |           |                    |           |               |           |                |           |
|--|------------------------------------|-----------|--------------------|-----------|---------------|-----------|----------------|-----------|-----------|-----------|--------------------|-----------|---------------|-----------|----------------|-----------|
|  | Industry                           |           | Intermediate goods |           | Capital goods |           | Consumer goods |           | Industry  |           | Intermediate goods |           | Capital goods |           | Consumer goods |           |
|  | <b>Total</b>                       |           |                    |           |               |           |                |           |           |           |                    |           |               |           |                |           |
|  | 56.88                              |           | 17.00              |           | 35.72         |           | 4.16           |           | 56.88     |           | 17.00              |           | 35.72         |           | 4.16           |           |
|  | monthly                            | quarterly | monthly            | quarterly | monthly       | quarterly | monthly        | quarterly | monthly   | quarterly | monthly            | quarterly | monthly       | quarterly | monthly        | quarterly |
| 2018 Nov.                                | 110.9                              | 113.0     | 110.1              | 112.5     | 112.0         | 113.8     | 104.7          | 108.1     | 108.8     | 110.8     | 105.6              | 108.0     | 110.7         | 112.4     | 105.4          | 108.8     |
| Dec.                                     | 113.6                              |           | 111.1              |           | 115.2         |           | 110.5          |           | 111.4     |           | 106.8              |           | 113.7         |           | 111.1          |           |
| 2019 Jan.                                | 108.6                              |           | 110.6              |           | 107.5         |           | 110.2          |           | 106.6     |           | 106.5              |           | 106.1         |           | 111.0          |           |
| Feb.                                     | 102.8                              | 107.0     | 107.3              | 108.9     | 100.7         | 105.9     | 102.8          | 108.9     | 100.8     | 104.9     | 103.3              | 104.8     | 99.2          | 104.3     | 103.4          | 109.7     |
| Mar.                                     | 109.6                              |           | 108.8              |           | 109.6         |           | 113.8          |           | 107.2     |           | 104.7              |           | 107.6         |           | 114.6          |           |
| Apr.                                     | 109.1                              |           | 109.7              |           | 108.2         |           | 114.2          |           | 106.9     |           | 105.8              |           | 106.4         |           | 114.8          |           |
| May                                      | 105.7                              | 107.9     | 106.1              | 108.0     | 104.7         | 107.3     | 113.2          | 113.1     | 103.6     | 105.7     | 102.3              | 104.3     | 102.9         | 105.4     | 113.9          | 113.8     |
| June                                     | 109.0                              |           | 108.3              |           | 108.9         |           | 111.9          |           | 106.7     |           | 104.8              |           | 106.8         |           | 112.6          |           |
| July                                     | 107.8                              |           | 106.0              |           | 108.1         |           | 112.2          |           | 105.2     |           | 102.7              |           | 105.5         |           | 112.5          |           |
| Aug.                                     | 108.0                              | 108.4     | 112.3              | 108.5     | 105.4         | 108.0     | 113.1          | 112.2     | 105.7     | 105.9     | 109.7              | 105.5     | 102.8         | 105.2     | 113.3          | 112.3     |
| Sep.                                     | 109.5                              |           | 107.3              |           | 110.4         |           | 111.2          |           | 106.7     |           | 104.1              |           | 107.4         |           | 111.2          |           |
| Oct.                                     | 110.3                              |           | 108.8              |           | 110.6         |           | 114.5          |           | 107.4     |           | 105.7              |           | 107.4         |           | 114.9          |           |
| Nov.                                     | 106.9                              | 107.0     | 104.6              | 107.8     | 107.2         | 106.2     | 114.0          | 111.8     | 104.3     | 104.3     | 102.1              | 105.0     | 104.2         | 103.1     | 114.2          | 112.1     |
| Dec.                                     | 103.9                              |           | 109.9              |           | 100.7         |           | 106.9          |           | 101.3     |           | 107.1              |           | 97.8          |           | 107.1          |           |
| 2020 Jan.                                | 114.1                              |           | 112.4              |           | 114.9         |           | 113.4          |           | 111.2     |           | 110.1              |           | 111.5         |           | 113.4          |           |
| Feb.                                     | 108.6                              | 104.6     | 112.7              | 109.9     | 105.7         | 101.0     | 116.9          | 113.7     | 105.8     | 102.1     | 110.3              | 107.8     | 102.5         | 98.1      | 116.8          | 113.8     |
| Mar.                                     | 91.2                               |           | 104.7              |           | 82.5          |           | 110.8          |           | 89.2      |           | 102.9              |           | 80.2          |           | 111.1          |           |
| Apr.                                     | 63.8                               |           | 79.5               |           | 51.9          |           | 101.1          |           | 62.3      |           | 78.5               |           | 50.1          |           | 101.6          |           |
| May                                      | 70.4                               | 73.4      | 78.6               | 82.1      | 62.5          | 65.7      | 104.0          | 103.1     | 68.8      | 71.8      | 77.8               | 81.2      | 60.4          | 63.7      | 104.4          | 103.5     |
| June                                     | 85.9                               |           | 88.3               |           | 82.7          |           | 104.3          |           | 84.3      |           | 87.3               |           | 80.5          |           | 104.6          |           |
| July                                     | 100.9                              |           | 96.5               |           | 102.3         |           | 107.0          |           | 98.9      |           | 95.4               |           | 99.6          |           | 106.6          |           |
| Aug.                                     | 106.8                              | 105.2     | 101.2              | 102.8     | 108.8         | 105.5     | 112.8          | 112.6     | 104.6     | 103.1     | 100.2              | 101.7     | 105.9         | 102.8     | 112.1          | 112.1     |
| Sep.                                     | 108.0                              |           | 110.8              |           | 105.4         |           | 117.9          |           | 105.9     |           | 109.6              |           | 102.8         |           | 117.6          |           |
| Oct.                                     | 111.5                              |           | 108.9              |           | 112.3         |           | 115.7          |           | 109.2     |           | 107.6              |           | 109.3         |           | 115.3          |           |
| Nov.                                     | 115.2                              | 112.9     | 113.5              | 113.4     | 116.0         | 112.0     | 115.1          | 118.2     | 112.6     | 110.4     | 112.3              | 112.1     | 112.5         | 108.8     | 114.7          | 117.8     |
| Dec.                                     | 111.9                              |           | 117.7              |           | 107.8         |           | 123.7          |           | 109.5     |           | 116.4              |           | 104.6         |           | 123.4          |           |
| 2021 Jan.                                | 115.9                              |           | 121.9              |           | 112.8         |           | 117.7          |           | 113.0     |           | 119.1              |           | 109.5         |           | 117.5          |           |
| Feb.                                     | 116.1                              | 116.8     | 122.5              | 123.3     | 113.1         | 113.3     | 115.2          | 119.9     | 112.8     | 113.5     | 118.7              | 119.4     | 109.7         | 109.9     | 114.9          | 119.6     |
| Mar. <sup>p</sup>                        | 118.5                              |           | 125.6              |           | 114.1         |           | 126.8          |           | 114.6     |           | 120.5              |           | 110.5         |           | 126.4          |           |
|  | <b>Euro area and non-euro area</b> |           |                    |           |               |           |                |           |           |           |                    |           |               |           |                |           |
|  | Euro area                          |           | Non-euro area      |           | Euro area     |           | Non-euro area  |           | Euro area |           | Non-euro area      |           | Euro area     |           | Non-euro area  |           |
| Percentage weight <sup>1</sup><br>Period | 21.66                              | 35.22     | 8.15               | 8.85      | 11.59         | 24.13     | 1.92           | 2.24      | 21.66     | 35.22     | 8.15               | 8.85      | 11.59         | 24.13     | 1.92           | 2.24      |
| 2018 Q4                                  | 115.2                              | 111.6     | 114.9              | 110.3     | 116.2         | 112.6     | 109.9          | 106.6     | 111.6     | 110.4     | 109.2              | 106.9     | 113.3         | 112.0     | 111.0          | 106.9     |
| 2019 Q1                                  | 110.0                              | 105.2     | 109.8              | 108.1     | 111.3         | 103.3     | 102.8          | 114.2     | 106.6     | 103.8     | 104.6              | 105.0     | 108.5         | 102.3     | 102.9          | 115.5     |
| Q2                                       | 106.4                              | 108.9     | 108.9              | 107.2     | 105.1         | 108.3     | 103.5          | 121.3     | 103.0     | 107.4     | 103.9              | 104.7     | 102.2         | 106.9     | 103.4          | 122.6     |
| Q3                                       | 108.6                              | 108.3     | 108.9              | 108.2     | 108.4         | 107.7     | 108.9          | 115.0     | 105.3     | 106.2     | 105.0              | 106.0     | 105.0         | 105.4     | 108.4          | 115.7     |
| Q4                                       | 113.0                              | 103.4     | 107.0              | 108.5     | 118.9         | 100.0     | 103.1          | 119.2     | 109.5     | 101.2     | 103.2              | 106.5     | 114.9         | 97.5      | 103.1          | 119.7     |
| 2020 Q1                                  | 104.9                              | 104.4     | 107.7              | 112.0     | 101.5         | 100.8     | 114.0          | 113.4     | 101.9     | 102.2     | 104.5              | 110.7     | 98.1          | 98.0      | 113.8          | 113.8     |
| Q2                                       | 75.3                               | 72.1      | 81.2               | 83.0      | 67.4          | 64.9      | 98.1           | 107.5     | 73.6      | 70.7      | 79.8               | 82.4      | 65.1          | 63.0      | 98.0           | 108.2     |
| Q3                                       | 108.0                              | 103.5     | 104.9              | 100.9     | 109.2         | 103.7     | 114.1          | 111.2     | 104.9     | 102.1     | 102.4              | 101.1     | 105.4         | 101.5     | 112.0          | 112.2     |
| Q4                                       | 112.1                              | 113.3     | 113.1              | 113.6     | 109.9         | 113.0     | 121.2          | 115.6     | 108.4     | 111.7     | 109.7              | 114.2     | 105.8         | 110.2     | 119.0          | 116.8     |
| 2021 Q1 <sup>p</sup>                     | 115.1                              | 117.9     | 119.3              | 127.1     | 113.0         | 113.5     | 109.8          | 128.6     | 109.8     | 115.7     | 112.0              | 126.3     | 108.5         | 110.5     | 107.6          | 129.8     |
| 2020 Mar.                                | 88.3                               | 93.0      | 97.4               | 111.4     | 78.6          | 84.4      | 108.8          | 112.5     | 86.0      | 91.2      | 95.1               | 110.0     | 75.9          | 82.2      | 108.8          | 113.1     |
| Apr.                                     | 60.1                               | 66.0      | 73.9               | 84.7      | 45.1          | 55.1      | 91.8           | 109.0     | 58.8      | 64.5      | 72.8               | 83.7      | 43.4          | 53.3      | 92.0           | 109.8     |
| May                                      | 74.5                               | 67.8      | 78.2               | 78.9      | 67.7          | 60.0      | 100.0          | 107.5     | 72.8      | 66.3      | 77.0               | 78.5      | 65.4          | 58.0      | 100.0          | 108.1     |
| June                                     | 91.3                               | 82.6      | 91.5               | 85.3      | 89.4          | 79.5      | 102.4          | 106.0     | 89.1      | 81.3      | 89.7               | 85.0      | 86.5          | 77.6      | 102.0          | 106.8     |
| July                                     | 100.5                              | 101.1     | 98.6               | 94.5      | 101.7         | 102.6     | 101.5          | 111.7     | 97.7      | 99.6      | 96.4               | 94.5      | 98.2          | 100.3     | 99.7           | 112.5     |
| Aug.                                     | 113.9                              | 102.5     | 103.2              | 99.3      | 119.9         | 103.5     | 123.0          | 104.0     | 110.4     | 101.1     | 100.7              | 99.7      | 115.6         | 101.2     | 120.6          | 104.8     |
| Sep.                                     | 109.7                              | 106.9     | 113.0              | 108.8     | 106.1         | 105.1     | 117.8          | 118.0     | 106.5     | 105.6     | 110.2              | 109.1     | 102.4         | 103.0     | 115.6          | 119.3     |
| Oct.                                     | 109.8                              | 112.6     | 108.8              | 109.0     | 109.7         | 113.5     | 114.5          | 116.7     | 106.3     | 111.0     | 105.7              | 109.3     | 105.8         | 111.0     | 112.4          | 117.8     |
| Nov.                                     | 117.5                              | 113.8     | 114.7              | 112.4     | 119.6         | 114.3     | 116.3          | 114.1     | 113.6     | 112.0     | 111.6              | 112.9     | 114.9         | 111.3     | 114.1          | 115.2     |
| Dec.                                     | 109.1                              | 113.6     | 115.8              | 119.4     | 100.5         | 111.3     | 132.9          | 115.9     | 105.4     | 112.0     | 111.9              | 120.5     | 96.6          | 108.4     | 130.4          | 117.4     |
| 2021 Jan.                                | 111.6                              | 118.5     | 116.4              | 126.9     | 108.2         | 115.0     | 111.7          | 122.9     | 106.9     | 116.7     | 110.5              | 127.0     | 103.9         | 112.2     | 109.7          | 124.1     |
| Feb.                                     | 116.0                              | 116.1     | 118.2              | 126.5     | 116.1         | 111.7     | 106.6          | 122.5     | 110.8     | 114.0     | 111.3              | 125.6     | 111.5         | 108.8     | 104.5          | 123.7     |
| Mar. <sup>p</sup>                        | 117.6                              | 119.0     | 123.2              | 127.8     | 114.7         | 113.8     | 111.0          | 140.4     | 111.6     | 116.5     | 114.2              | 126.3     | 110.2         | 110.6     | 108.7          | 141.5     |

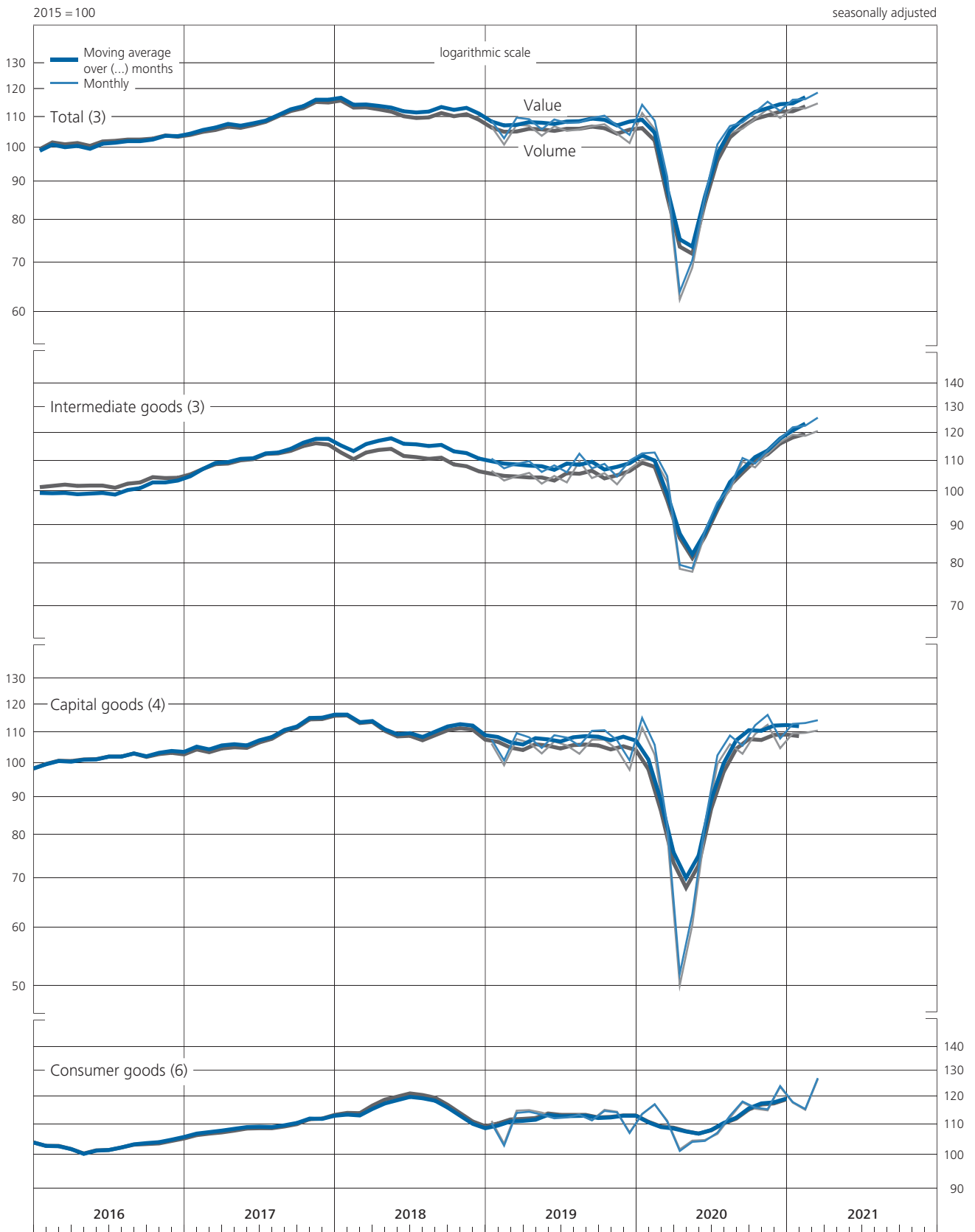
Source of the unadjusted figures: Federal Statistical Office. \* See explanatory notes, section on classifications; figures for specialist sections of local units; excluding value

added tax; based on reports from local units with at least 50 employed persons. <sup>1</sup> Share of total orders received by industry in base year 2015.

III. Economic activity and prices

2. Orders received

c) Orders received by industry\* from abroad



\* Excluding value added tax.

### III. Economic activity and prices

#### 2. Orders received

##### d) Orders received by selected branches of industry \* - value

2015 = 100

seasonally adjusted

|                               | Manufacture of chemicals, chemical products, basic pharmaceutical products and pharmaceutical preparations |       | Manufacture of basic metals and fabricated metal products, except machinery and equipment |       | Manufacture of computer, electronic, optical products and of electrical equipment |       | Manufacture of machinery and equipment n.e.c. |       | Manufacture of motor vehicles, trailers and semi-trailers |       | Memo item:  |  |                                |       |
|-------------------------------|--|-------|---|-------|---|-------|---|-------|---|-------|---|--|--------------------------------|-------|
|                               |  |       |   |       |   |       |   |       |   |       | Industry excluding manufacture of other transport equipment | Capital goods excluding manufacture of other transport equipment |                                |       |
| WZ 2008 1                     | 20 and 21  |       | 24 and 25   |       | 26 and 27   |       | 28  |       | 29  |       | Industry excluding 30                                       |  | Capital goods excluding 30     |       |
| <b>Total</b>                  |  |       |   |       |   |       |   |       |   |       |   |  |                                |       |
| Percentage weight 2<br>Period | 13.50<br>monthly quarterly   |       | 16.09<br>monthly quarterly  |       | 13.82<br>monthly quarterly  |       | 19.14<br>monthly quarterly                    |       | 28.32<br>monthly quarterly                                |       | 95.73<br>monthly quarterly                                  |  | 53.28<br>monthly quarterly     |       |
| 2018 Sep.                     | 111.0  |       | 112.0   |       | 112.7   |       | 117.9   |       | 100.7   |       | 109.8   |  | 108.6                          |       |
| Oct.                          | 108.5  |       | 113.5   |       | 113.5   |       | 113.1   |       | 104.2   |       | 109.5   |  | 108.2                          |       |
| Nov.                          | 104.9  | 106.8 | 109.2   | 111.0 | 110.4   | 111.0 | 114.2   | 112.2 | 109.7   | 108.9 | 109.6   | 109.9  | 111.4                          | 110.9 |
| Dec.                          | 107.0  |       | 110.3   |       | 109.2   |       | 109.3   |       | 112.9   |       | 110.6   |  | 113.1                          |       |
| 2019 Jan.                     | 106.9  |       | 108.9   |       | 111.1   |       | 108.6   |       | 107.1   |       | 108.3   |  | 109.5                          |       |
| Feb.                          | 103.1  | 105.3 | 106.9   | 107.8 | 105.5   | 108.2 | 103.9   | 105.0 | 103.8   | 104.4 | 105.0   | 105.8  | 105.3                          | 106.1 |
| Mar.                          | 105.9  |       | 107.7   |       | 108.0   |       | 102.6   |       | 102.2   |       | 104.1   |  | 103.4                          |       |
| Apr.                          | 107.5  |       | 106.0   |       | 105.0   |       | 100.8   |       | 106.3   |       | 104.4   |  | 104.2                          |       |
| May                           | 105.9  | 106.7 | 103.8   | 103.8 | 108.3   | 106.9 | 101.9   | 103.4 | 102.8   | 103.5 | 103.3   | 103.9  | 103.3                          | 104.0 |
| June                          | 106.6  |       | 101.7   |       | 107.4   |       | 107.6   |       | 101.4   |       | 104.0   |  | 104.5                          |       |
| July                          | 104.2  |       | 103.3   |       | 106.3   |       | 104.7   |       | 101.3   |       | 103.6   |  | 104.5                          |       |
| Aug.                          | 104.3  | 103.6 | 102.1   | 102.6 | 112.6   | 108.2 | 100.5   | 105.1 | 103.1   | 102.6 | 104.3   | 104.3  | 104.3                          | 105.2 |
| Sep.                          | 102.4  |       | 102.5   |       | 105.8   |       | 110.0   |       | 103.3   |       | 104.9   |  | 106.8                          |       |
| Oct.                          | 105.4  |       | 101.8   |       | 105.4   |       | 101.4   |       | 101.7   |       | 101.9   |  | 100.9                          |       |
| Nov.                          | 104.7  | 104.0 | 100.3   | 101.5 | 105.0   | 107.3 | 99.0  | 100.3 | 103.6   | 102.5 | 102.8   | 102.4  | 103.5                          | 102.2 |
| Dec.                          | 101.9  |       | 102.5   |       | 111.4   |       | 100.6   |       | 102.2   |       | 102.6   |  | 102.2                          |       |
| 2020 Jan.                     | 109.7  |       | 105.4   |       | 110.3   |       | 106.8   |       | 104.7   |       | 105.8   |  | 104.6                          |       |
| Feb.                          | 111.1  | 110.6 | 104.1   | 100.1 | 107.8   | 108.1 | 100.9   | 98.8  | 104.2   | 93.7  | 105.0   | 100.2  | 103.6                          | 96.5  |
| Mar.                          | 111.0  |       | 90.7  |       | 106.2   |       | 88.6  |       | 72.3  |       | 89.9  |  | 81.3                           |       |
| Apr.                          | 94.9   |       | 66.2  |       | 86.0  |       | 71.5  |       | 34.9  |       | 65.0  |  | 53.7                           |       |
| May                           | 89.8   | 92.0  | 69.7  | 72.8  | 88.2  | 91.7  | 81.4  | 79.4  | 55.7  | 61.8  | 73.7  | 76.5   | 68.6                           | 72.2  |
| June                          | 91.3   |       | 82.5  |       | 100.8   |       | 85.4  |       | 94.8  |       | 90.7  |  | 94.3                           |       |
| July                          | 96.0   |       | 91.6  |       | 103.8   |       | 88.8  |       | 104.9   |       | 97.6  |  | 99.9                           |       |
| Aug.                          | 98.4   | 98.9  | 96.8  | 99.3  | 106.2   | 106.1 | 98.3  | 94.7  | 105.2   | 106.4 | 101.7   | 101.5  | 104.1                          | 103.4 |
| Sep.                          | 102.3  |       | 109.5   |       | 108.3   |       | 97.1  |       | 109.1   |       | 105.3   |  | 106.1                          |       |
| Oct.                          | 105.4  |       | 108.7   |       | 112.2   |       | 105.7   |       | 109.9   |       | 107.9   |  | 108.8                          |       |
| Nov.                          | 110.7  | 109.7 | 111.8   | 111.2 | 116.2   | 115.4 | 104.8   | 106.0 | 108.4   | 106.9 | 109.4   | 108.8  | 108.7                          | 107.8 |
| Dec.                          | 113.0  |       | 113.0   |       | 117.7   |       | 107.6   |       | 102.5   |       | 109.1   |  | 105.8                          |       |
| 2021 Jan.                     | 111.9  |       | 115.2   |       | 121.0   |       | 110.4   |       | 105.6   |       | 111.2   |  | 109.1                          |       |
| Feb.                          | 111.3  | 113.9 | 117.1   | 117.6 | 124.1   | 125.3 | 113.0   | 113.1 | 109.6   | 108.6 | 113.6   | 113.9  | 112.5                          | 111.7 |
| Mar. P                        | 118.6  |       | 120.6   |       | 130.9   |       | 115.8   |       | 110.5   |       | 116.8   |  | 113.6                          |       |
| <b>Domestic and abroad</b>    |  |       |   |       |   |       |   |       |   |       |   |  |                                |       |
| Percentage weight 2<br>Period | Domestic 5.36<br>Abroad 8.14   |       | Domestic 10.12<br>Abroad 5.97   |       | Domestic 6.01<br>Abroad 7.81  |       | Domestic 7.27<br>Abroad 11.87                 |       | Domestic 10.16<br>Abroad 18.16                            |       | Domestic 41.76<br>Abroad 53.98                              |  | Domestic 20.29<br>Abroad 32.99 |       |
| 2019 Q1                       | 98.9   | 109.5 | 106.4   | 110.1 | 105.7   | 110.2 | 101.2   | 107.3 | 105.2   | 103.9 | 103.7   | 107.4  | 105.2                          | 106.6 |
| Q2                            | 98.6   | 112.0 | 101.3   | 108.2 | 103.5   | 109.5 | 96.4  | 107.7 | 99.1  | 106.0 | 99.7  | 107.2  | 100.6                          | 106.1 |
| Q3                            | 96.5   | 108.3 | 101.1   | 105.3 | 99.9  | 114.7 | 98.2  | 109.3 | 100.0   | 104.0 | 98.8  | 108.5  | 100.3                          | 108.2 |
| Q4                            | 97.7   | 108.2 | 99.8  | 104.5 | 101.7   | 111.6 | 95.7  | 103.2 | 101.2   | 103.2 | 99.1  | 105.0  | 101.0                          | 102.9 |
| 2020 Q1                       | 103.9  | 115.0 | 98.2  | 103.2 | 103.6   | 111.5 | 94.8  | 101.2 | 87.3  | 97.3  | 96.3  | 103.3  | 93.0                           | 98.6  |
| Q2                            | 86.8   | 95.4  | 73.2  | 72.0  | 94.6  | 89.4  | 81.2  | 78.4  | 66.0  | 59.4  | 78.9  | 74.6   | 80.0                           | 67.4  |
| Q3                            | 92.2   | 103.3 | 95.7  | 105.4 | 104.5   | 107.3 | 91.0  | 97.0  | 102.2   | 108.7 | 96.7  | 105.3  | 99.0                           | 106.0 |
| Q4                            | 103.0  | 114.1 | 109.8   | 113.6 | 114.9   | 115.8 | 98.4  | 110.7 | 101.2   | 110.2 | 104.2   | 112.4  | 101.8                          | 111.4 |
| 2021 Q1 P                     | 105.3  | 119.6 | 114.9   | 122.2 | 120.3   | 129.2 | 106.2   | 117.3 | 98.6  | 114.1 | 107.8   | 118.6  | 104.3                          | 116.3 |
| 2020 Mar.                     | 106.8  | 113.8 | 88.8  | 93.8  | 102.5   | 109.0 | 88.0  | 89.0  | 66.8  | 75.3  | 88.2  | 91.3   | 80.1                           | 82.0  |
| Apr.                          | 88.0   | 99.4  | 68.2  | 62.7  | 83.3  | 88.1  | 75.1  | 69.3  | 33.7  | 35.5  | 66.2  | 64.1   | 57.2                           | 51.5  |
| May                           | 85.0   | 93.0  | 69.8  | 69.5  | 93.3  | 84.3  | 84.5  | 79.5  | 62.2  | 52.1  | 76.6  | 71.4   | 76.4                           | 63.8  |
| June                          | 87.4   | 93.9  | 81.7  | 83.9  | 107.1   | 95.9  | 83.9  | 86.4  | 102.2   | 90.7  | 93.8  | 88.3   | 106.3                          | 86.9  |
| July                          | 90.6   | 99.6  | 89.1  | 95.7  | 105.3   | 102.6 | 86.7  | 90.1  | 104.7   | 105.0 | 94.2  | 100.2  | 96.8                           | 101.8 |
| Aug.                          | 92.5   | 102.3 | 92.3  | 104.5 | 106.1   | 106.2 | 92.3  | 101.9 | 98.8  | 108.8 | 96.1  | 106.0  | 97.8                           | 107.9 |
| Sep.                          | 93.6   | 108.0 | 105.6   | 116.0 | 102.1   | 113.0 | 94.1  | 98.9  | 103.1   | 112.4 | 99.7  | 109.7  | 102.3                          | 108.4 |
| Oct.                          | 102.2  | 107.5 | 108.3   | 109.4 | 111.1   | 113.1 | 98.9  | 109.8 | 101.4   | 114.7 | 102.9   | 111.8  | 101.8                          | 113.1 |
| Nov.                          | 103.6  | 115.4 | 110.9   | 113.4 | 115.5   | 116.8 | 97.5  | 109.2 | 100.0   | 113.1 | 104.2   | 113.5  | 100.8                          | 113.6 |
| Dec.                          | 103.3  | 119.4 | 110.1   | 118.0 | 118.0   | 117.5 | 98.7  | 113.0 | 102.2   | 102.7 | 105.6   | 111.8  | 102.9                          | 107.6 |
| 2021 Jan.                     | 104.1  | 117.1 | 111.2   | 121.9 | 114.2   | 126.2 | 102.2   | 115.5 | 91.2  | 113.7 | 103.2   | 117.4  | 98.7                           | 115.5 |
| Feb.                          | 102.8  | 116.9 | 114.2   | 122.1 | 120.1   | 127.2 | 104.8   | 118.0 | 101.3   | 114.2 | 107.6   | 118.3  | 105.3                          | 116.9 |
| Mar. P                        | 109.1  | 124.8 | 119.4   | 122.7 | 126.7   | 134.1 | 111.6   | 118.3 | 103.4   | 114.4 | 112.5   | 120.1  | 109.0                          | 116.5 |

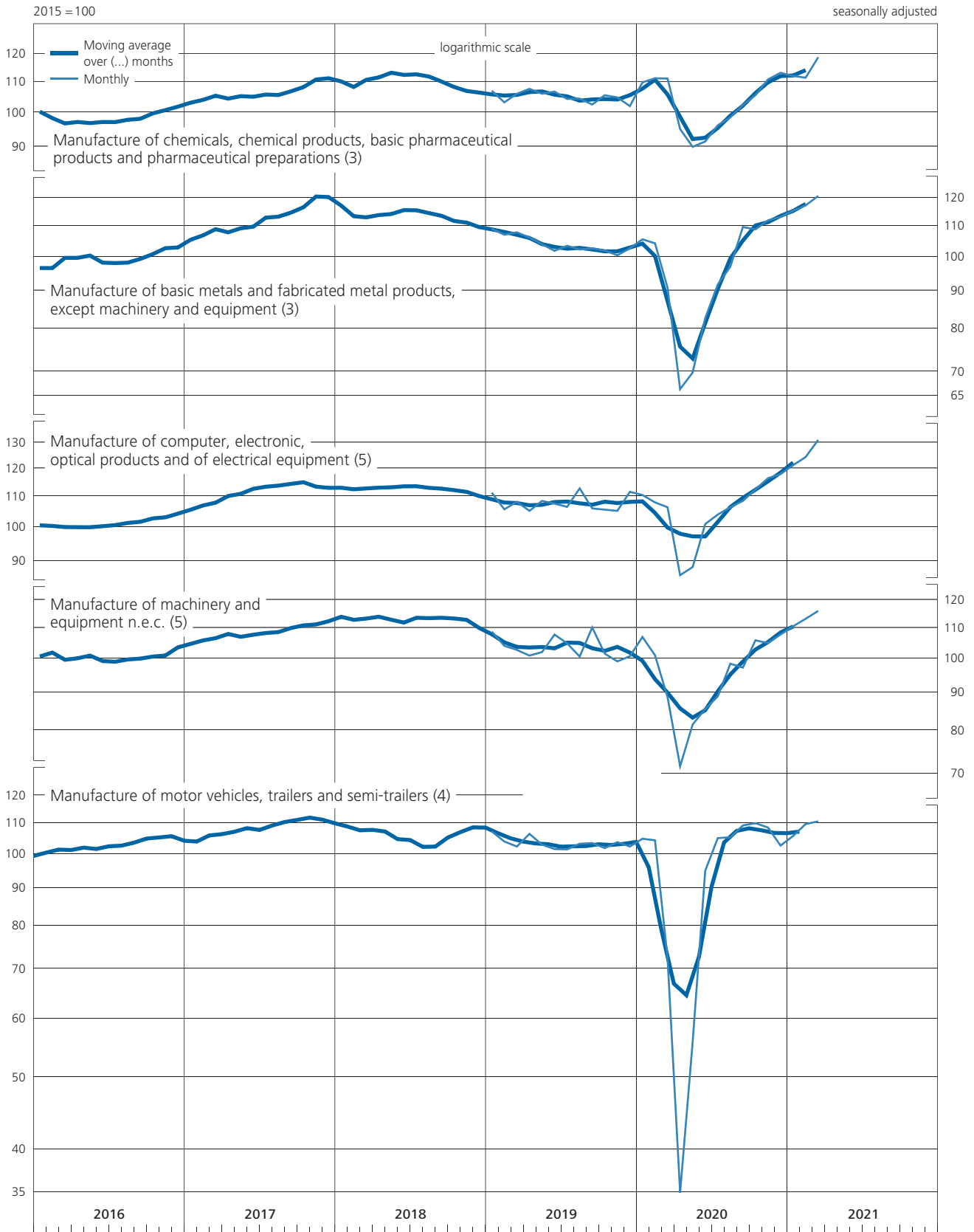
Source of the unadjusted figures: Federal Statistical Office. \* Figures for specialist sections of local units; excluding value added tax; based on reports from local units

with at least 50 employed persons. 1 Classification of Economic Activities, 2008 edition. 2 Share of total orders received by industry in base year 2015.

### III. Economic activity and prices

#### 2. Orders received

##### d) Orders received by selected branches of industry\* – value



\* Excluding value added tax.

### III. Economic activity and prices

#### 2. Orders received

##### e) Orders received by selected branches of industry \* - volume

2015 = 100

seasonally adjusted

|                            | Manufacture of chemicals, chemical products, basic pharmaceutical products and pharmaceutical preparations |           | Manufacture of basic metals and fabricated metal products, except machinery and equipment |           | Manufacture of computer, electronic, optical products and of electrical equipment |           | Manufacture of machinery and equipment n.e.c. |           | Manufacture of motor vehicles, trailers and semi-trailers |           | Memo item:  |           |  |           |          |        |          |        |          |        |          |        |          |        |          |        |          |        |
|----------------------------|--|-----------|---|-----------|---|-----------|---|-----------|---|-----------|---|-----------|--|-----------|----------|--------|----------|--------|----------|--------|----------|--------|----------|--------|----------|--------|----------|--------|
|                            |  |           |   |           |   |           |   |           |   |           | Industry excluding manufacture of other transport equipment |           | Capital goods excluding manufacture of other transport equipment |           |          |        |          |        |          |        |          |        |          |        |          |        |          |        |
| WZ 2008 1                  | 20 and 21  |           | 24 and 25   |           | 26 and 27   |           | 28  |           | 29  |           | Industry excluding 30                                       |           | Capital goods excluding 30                                       |           |          |        |          |        |          |        |          |        |          |        |          |        |          |        |
| <b>Total</b>               |  |           |   |           |   |           |   |           |   |           |   |           |  |           |          |        |          |        |          |        |          |        |          |        |          |        |          |        |
| Percentage weight 2        | 13.50  |           | 16.09   |           | 13.82   |           | 19.14   |           | 28.32   |           | 95.73   |           | 53.28  |           |          |        |          |        |          |        |          |        |          |        |          |        |          |        |
| Period                     | monthly  | quarterly | monthly   | quarterly | monthly   | quarterly | monthly                                       | quarterly | monthly   | quarterly | monthly   | quarterly | monthly  | quarterly |          |        |          |        |          |        |          |        |          |        |          |        |          |        |
| 2018 Nov.                  | 101.4  | 103.3     | 102.2   | 104.1     | 109.4   | 110.1     | 110.1   | 108.2     | 109.2   | 108.3     | 106.6   | 106.9     | 109.4  | 108.9     |          |        |          |        |          |        |          |        |          |        |          |        |          |        |
| Dec.                       | 103.6  |           | 103.5   |           | 108.2   |           | 105.3   |           | 112.3   |           | 107.6   |           | 111.0  |           |          |        |          |        |          |        |          |        |          |        |          |        |          |        |
| 2019 Jan.                  | 103.7  |           | 102.4   |           | 110.0   |           | 104.2   |           | 106.3   |           | 105.3   |           | 107.2  |           |          |        |          |        |          |        |          |        |          |        |          |        |          |        |
| Feb.                       | 100.5  | 102.4     | 100.5   | 101.3     | 104.5   | 107.2     | 99.6  | 100.7     | 103.0   | 103.5     | 101.9   | 102.8     | 103.1  | 103.8     |          |        |          |        |          |        |          |        |          |        |          |        |          |        |
| Mar.                       | 103.1  |           | 101.0   |           | 107.1   |           | 98.2  |           | 101.3   |           | 101.1   |           | 101.1  |           |          |        |          |        |          |        |          |        |          |        |          |        |          |        |
| Apr.                       | 104.7  |           | 99.4  |           | 104.2   |           | 96.5  |           | 105.5   |           | 101.4   |           | 101.9  |           |          |        |          |        |          |        |          |        |          |        |          |        |          |        |
| May                        | 103.0  | 103.9     | 97.5  | 97.6      | 107.6   | 106.3     | 97.5  | 98.9      | 101.9   | 102.5     | 100.4   | 100.9     | 100.9  | 101.5     |          |        |          |        |          |        |          |        |          |        |          |        |          |        |
| June                       | 103.9  |           | 95.8  |           | 107.0   |           | 102.7   |           | 100.1   |           | 101.0   |           | 101.7  |           |          |        |          |        |          |        |          |        |          |        |          |        |          |        |
| July                       | 101.5  |           | 97.3  |           | 105.9   |           | 99.8  |           | 99.6  |           | 100.5   |           | 101.5  |           |          |        |          |        |          |        |          |        |          |        |          |        |          |        |
| Aug.                       | 101.5  | 100.9     | 96.1  | 96.6      | 112.8   | 108.0     | 95.7  | 100.1     | 101.2   | 100.7     | 101.2   | 101.1     | 101.2  | 102.1     |          |        |          |        |          |        |          |        |          |        |          |        |          |        |
| Sep.                       | 99.6   |           | 96.4  |           | 105.4   |           | 104.7   |           | 101.3   |           | 101.6   |           | 103.5  |           |          |        |          |        |          |        |          |        |          |        |          |        |          |        |
| Oct.                       | 102.8  |           | 96.1  |           | 104.9   |           | 96.4  |           | 99.6  |           | 98.8  |           | 97.7   |           |          |        |          |        |          |        |          |        |          |        |          |        |          |        |
| Nov.                       | 102.4  | 101.6     | 94.8  | 95.9      | 105.2   | 107.1     | 94.1  | 95.3      | 101.5   | 100.4     | 99.8  | 99.3      | 100.3  | 98.9      |          |        |          |        |          |        |          |        |          |        |          |        |          |        |
| Dec.                       | 99.5   |           | 96.7  |           | 111.1   |           | 95.4  |           | 100.1   |           | 99.4  |           | 98.8   |           |          |        |          |        |          |        |          |        |          |        |          |        |          |        |
| 2020 Jan.                  | 106.8  |           | 99.6  |           | 111.0   |           | 101.2   |           | 102.3   |           | 102.5   |           | 101.1  |           |          |        |          |        |          |        |          |        |          |        |          |        |          |        |
| Feb.                       | 108.4  | 108.1     | 99.0  | 95.1      | 108.1   | 108.4     | 95.6  | 93.6      | 101.7   | 91.6      | 101.9   | 97.3      | 100.1  | 93.2      |          |        |          |        |          |        |          |        |          |        |          |        |          |        |
| Mar.                       | 109.0  |           | 86.7  |           | 106.2   |           | 83.9  |           | 70.8  |           | 87.4  |           | 78.5   |           |          |        |          |        |          |        |          |        |          |        |          |        |          |        |
| Apr.                       | 94.1   |           | 63.4  |           | 85.7  |           | 67.6  |           | 34.0  |           | 63.3  |           | 51.5   |           |          |        |          |        |          |        |          |        |          |        |          |        |          |        |
| May                        | 90.1   | 91.9      | 66.8  | 69.7      | 87.8  | 91.2      | 77.0  | 75.1      | 54.4  | 60.4      | 71.7  | 74.5      | 65.9   | 69.4      |          |        |          |        |          |        |          |        |          |        |          |        |          |        |
| June                       | 91.5   |           | 78.8  |           | 100.0   |           | 80.8  |           | 92.7  |           | 88.4  |           | 90.9   |           |          |        |          |        |          |        |          |        |          |        |          |        |          |        |
| July                       | 95.9   |           | 87.4  |           | 103.7   |           | 83.8  |           | 102.8   |           | 95.1  |           | 96.6   |           |          |        |          |        |          |        |          |        |          |        |          |        |          |        |
| Aug.                       | 98.1   | 98.6      | 92.1  | 94.4      | 106.2   | 106.2     | 92.9  | 89.4      | 103.3   | 104.4     | 99.0  | 98.9      | 100.7  | 100.0     |          |        |          |        |          |        |          |        |          |        |          |        |          |        |
| Sep.                       | 101.8  |           | 103.6   |           | 108.6   |           | 91.5  |           | 107.2   |           | 102.6   |           | 102.6  |           |          |        |          |        |          |        |          |        |          |        |          |        |          |        |
| Oct.                       | 104.4  |           | 102.8   |           | 113.2   |           | 99.6  |           | 108.0   |           | 105.1   |           | 105.4  |           |          |        |          |        |          |        |          |        |          |        |          |        |          |        |
| Nov.                       | 109.6  | 108.5     | 105.0   | 104.4     | 118.7   | 117.2     | 98.6  | 99.8      | 106.1   | 104.8     | 106.5   | 105.9     | 104.8  | 104.1     |          |        |          |        |          |        |          |        |          |        |          |        |          |        |
| Dec.                       | 111.6  |           | 105.4   |           | 119.7   |           | 101.3   |           | 100.4   |           | 106.0   |           | 102.0  |           |          |        |          |        |          |        |          |        |          |        |          |        |          |        |
| 2021 Jan.                  | 109.4  |           | 105.9   |           | 123.3   |           | 103.7   |           | 103.6   |           | 107.6   |           | 105.2  |           |          |        |          |        |          |        |          |        |          |        |          |        |          |        |
| Feb.                       | 108.1  | 110.4     | 106.3   | 106.7     | 126.7   | 127.9     | 106.1   | 106.2     | 107.2   | 106.2     | 109.5   | 109.7     | 108.2  | 107.5     |          |        |          |        |          |        |          |        |          |        |          |        |          |        |
| Mar. p                     | 113.8  |           | 107.9   |           | 133.6   |           | 108.8   |           | 107.8   |           | 111.9   |           | 109.2  |           |          |        |          |        |          |        |          |        |          |        |          |        |          |        |
| <b>Domestic and abroad</b> |  |           |   |           |   |           |   |           |   |           |   |           |  |           |          |        |          |        |          |        |          |        |          |        |          |        |          |        |
| Percentage weight 2        | 5.36   |           | 8.14  |           | 10.12   |           | 5.97  |           | 6.01  |           | 7.81  |           | 7.27   |           | 11.87    |        | 10.16    |        | 18.16    |        | 41.76    |        | 53.98    |        | 20.29    |        | 32.99    |        |
| Period                     | Domestic   | Abroad    | Domestic  | Abroad    | Domestic  | Abroad    | Domestic                                      | Abroad    | Domestic  | Abroad    | Domestic  | Abroad    | Domestic   | Abroad    | Domestic | Abroad | Domestic | Abroad | Domestic | Abroad | Domestic | Abroad | Domestic | Abroad | Domestic | Abroad | Domestic | Abroad |
| 2018 Q4                    | 98.1   | 106.8     | 102.3   | 107.1     | 107.7   | 112.0     | 107.2   | 108.7     | 100.3   | 112.8     | 102.8   | 110.0     | 104.7  | 111.5     |          |        |          |        |          |        |          |        |          |        |          |        |          |        |
| 2019 Q1                    | 95.1   | 107.3     | 99.8  | 103.8     | 103.6   | 110.0     | 96.8  | 103.1     | 102.5   | 104.1     | 99.5  | 105.3     | 101.6  | 105.1     |          |        |          |        |          |        |          |        |          |        |          |        |          |        |
| Q2                         | 94.4   | 110.1     | 95.0  | 101.9     | 101.8   | 109.7     | 91.9  | 103.2     | 96.4  | 105.9     | 95.6  | 105.0     | 97.0   | 104.3     |          |        |          |        |          |        |          |        |          |        |          |        |          |        |
| Q3                         | 92.5   | 106.3     | 95.1  | 99.2      | 98.5  | 115.4     | 93.2  | 104.3     | 96.9  | 102.8     | 94.8  | 106.0     | 96.3   | 105.6     |          |        |          |        |          |        |          |        |          |        |          |        |          |        |
| Q4                         | 94.0   | 106.5     | 94.4  | 98.4      | 100.2   | 112.3     | 90.6  | 98.2      | 97.9  | 101.8     | 95.2  | 102.5     | 96.7   | 100.3     |          |        |          |        |          |        |          |        |          |        |          |        |          |        |
| 2020 Q1                    | 99.8   | 113.5     | 93.4  | 98.0      | 102.5   | 113.0     | 89.4  | 96.1      | 84.3  | 95.8      | 92.6  | 100.9     | 88.8   | 95.9      |          |        |          |        |          |        |          |        |          |        |          |        |          |        |
| Q2                         | 85.8   | 96.0      | 70.1  | 68.9      | 92.9  | 89.9      | 76.5  | 74.3      | 63.5  | 58.6      | 76.2  | 73.1      | 76.0   | 65.4      |          |        |          |        |          |        |          |        |          |        |          |        |          |        |
| Q3                         | 90.8   | 103.7     | 91.3  | 99.6      | 102.9   | 108.7     | 85.4  | 91.8      | 98.4  | 107.7     | 93.1  | 103.4     | 94.2   | 103.5     |          |        |          |        |          |        |          |        |          |        |          |        |          |        |
| Q4                         | 100.7  | 113.7     | 103.4   | 106.1     | 115.0   | 118.9     | 92.2  | 104.5     | 97.6  | 108.9     | 100.4   | 110.1     | 96.9   | 108.4     |          |        |          |        |          |        |          |        |          |        |          |        |          |        |
| 2021 Q1 p                  | 100.9  | 116.7     | 104.6   | 110.2     | 120.4   | 133.6     | 99.2  | 110.5     | 94.9  | 112.5     | 102.4   | 115.3     | 98.9   | 112.8     |          |        |          |        |          |        |          |        |          |        |          |        |          |        |
| 2020 Mar.                  | 103.0  | 112.9     | 85.0  | 89.5      | 101.1   | 110.1     | 82.8  | 84.5      | 64.5  | 74.4      | 84.9  | 89.4      | 76.4   | 79.8      |          |        |          |        |          |        |          |        |          |        |          |        |          |        |
| Apr.                       | 86.2   | 99.3      | 65.3  | 60.3      | 82.2  | 88.4      | 70.8  | 65.6      | 32.4  | 34.9      | 63.9  | 62.8      | 54.3   | 49.8      |          |        |          |        |          |        |          |        |          |        |          |        |          |        |
| May                        | 84.4   | 93.9      | 67.0  | 66.4      | 91.9  | 84.7      | 79.7  | 75.4      | 59.8  | 51.4      | 74.1  | 69.8      | 72.6   | 61.7      |          |        |          |        |          |        |          |        |          |        |          |        |          |        |
| June                       | 86.7   | 94.7      | 78.1  | 80.0      | 104.6   | 96.5      | 78.9  | 82.0      | 98.2  | 89.6      | 90.5  | 86.7      | 101.2  | 84.6      |          |        |          |        |          |        |          |        |          |        |          |        |          |        |
| July                       | 89.5   | 100.1     | 85.4  | 90.9      | 103.7   | 103.7     | 81.3  | 85.3      | 100.7   | 103.9     | 90.8  | 98.4      | 92.1   | 99.3      |          |        |          |        |          |        |          |        |          |        |          |        |          |        |
| Aug.                       | 91.1   | 102.7     | 88.2  | 98.7      | 104.3   | 107.6     | 86.8  | 96.6      | 95.2  | 107.8     | 92.5  | 104.0     | 93.1   | 105.3     |          |        |          |        |          |        |          |        |          |        |          |        |          |        |
| Sep.                       | 91.7   | 108.4     | 100.4   | 109.1     | 100.6   | 114.8     | 88.2  | 93.6      | 99.4  | 111.5     | 95.9  | 107.8     | 97.3   | 105.9     |          |        |          |        |          |        |          |        |          |        |          |        |          |        |
| Oct.                       | 99.6   | 107.6     | 102.7   | 102.9     | 110.5   | 115.2     | 92.8  | 103.8     | 97.9  | 113.7     | 99.1  | 109.7     | 97.2   | 110.4     |          |        |          |        |          |        |          |        |          |        |          |        |          |        |
| Nov.                       | 101.4  | 115.0     | 104.5   | 105.9     | 116.9   | 120.1     | 91.3  | 103.1     | 96.5  | 111.5     | 100.6   | 111.1     | 95.8   | 110.3     |          |        |          |        |          |        |          |        |          |        |          |        |          |        |
| Dec.                       | 101.1  | 118.5     | 102.9   | 109.5     | 117.7   | 121.3     | 92.4  | 106.7     | 98.3  | 101.5     | 101.4   | 109.6     | 97.7   | 104.6     |          |        |          |        |          |        |          |        |          |        |          |        |          |        |
| 2021 Jan.                  | 100.6  | 115.2     | 102.7   | 111.2     | 114.0   | 130.5     | 95.6  | 108.7     | 88.0  | 112.3     | 98.5  | 114.6     | 93.8   | 112.2     |          |        |          |        |          |        |          |        |          |        |          |        |          |        |
| Feb.                       | 98.8   | 114.3     | 104.1   | 110.1     | 120.3   | 131.6     | 97.9  | 111.1     | 97.4  | 112.7     | 102.3   | 115.0     | 99.8   | 113.4     |          |        |          |        |          |        |          |        |          |        |          |        |          |        |
| Mar. p                     | 103.2  | 120.7     | 107.1   | 109.2     | 126.9   | 138.7     | 104.2   | 111.7     | 99.3  | 112.5     | 106.3   | 116.3     | 103.1  | 112.9     |          |        |          |        |          |        |          |        |          |        |          |        |          |        |

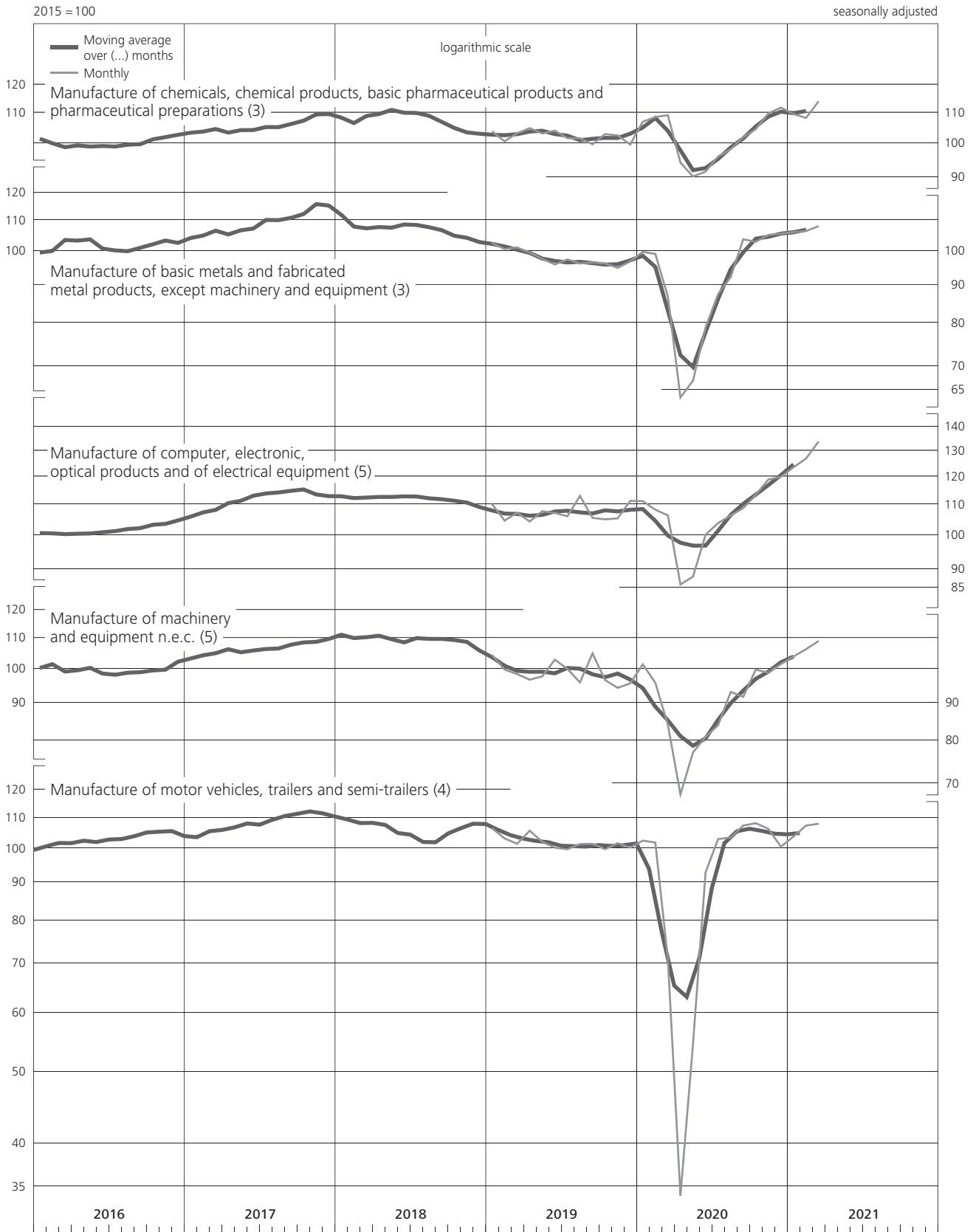
Source of the unadjusted figures: Federal Statistical Office. \* Figures for specialist sections of local units; excluding value added tax; based on reports from local units

with at least 50 employed persons. 1 Classification of Economic Activities, 2008 edition. 2 Share of total orders received by industry in base year 2015.

### III. Economic activity and prices

#### 2. Orders received

##### e) Orders received by selected branches of industry\* – volume



\* Excluding value added tax.

### III. Economic activity and prices

#### 2. Orders received

##### f) Orders received by main construction industry \* - value

2015 = 100

seasonally adjusted

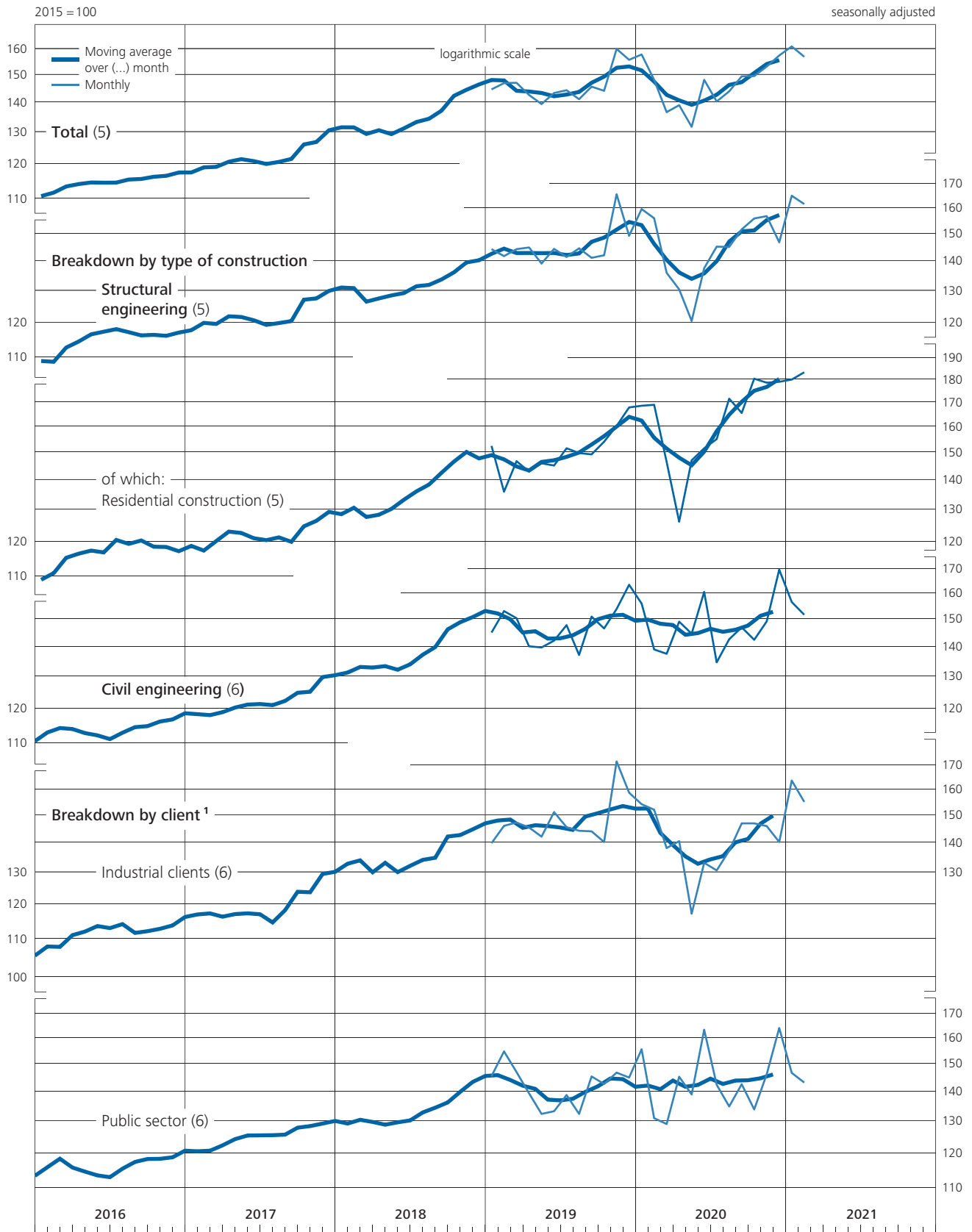
| Percentage weight <sup>3</sup> | Breakdown by type of construction: |           |                            |           |                              |           |                         |           |                            |           |                       |           | Breakdown by client: <sup>1</sup> |           |                                |           |       |       |       |       |       |  |  |
|--------------------------------|------------------------------------|-----------|----------------------------|-----------|------------------------------|-----------|-------------------------|-----------|----------------------------|-----------|-----------------------|-----------|-----------------------------------|-----------|--------------------------------|-----------|-------|-------|-------|-------|-------|--|--|
|                                | Total (R)                          |           | Structural engineering (R) |           | of which:                    |           |                         |           |                            |           | Civil engineering (R) |           | Industrial clients                |           | Public sector <sup>2</sup> (R) |           |       |       |       |       |       |  |  |
|                                |                                    |           |                            |           | Residential construction (R) |           | Industrial construction |           | Public sector construction |           |                       |           |                                   |           |                                |           |       |       |       |       |       |  |  |
|                                | monthly                            | quarterly | monthly                    | quarterly | monthly                      | quarterly | monthly                 | quarterly | monthly                    | quarterly | monthly               | quarterly | monthly                           | quarterly | monthly                        | quarterly |       |       |       |       |       |  |  |
|                                | 100.00                             |           | 53.75                      |           |                              | 22.07     |                         |           | 25.00                      |           |                       | 6.69      |                                   |           | 46.25                          |           |       | 41.63 |       |       | 36.31 |  |  |
| 2016 Jan.                      | 112.3                              |           | 110.0                      |           |                              | 113.5     |                         |           | 102.2                      |           |                       | 127.5     |                                   |           | 115.0                          |           |       | 104.2 |       |       | 120.8 |  |  |
| Feb.                           | 110.0                              | 111.9     | 105.5                      | 108.8     | 109.4                        | 113.9     | 101.7                   | 103.5     | 107.0                      | 111.5     | 115.1                 | 115.5     | 100.7                             | 104.3     | 107.0                          | 108.1     | 104.3 | 100.7 | 104.3 | 121.0 | 119.3 |  |  |
| Mar.                           | 113.4                              |           | 110.8                      |           | 118.9                        |           | 106.5                   |           | 100.0                      |           | 116.3                 | 115.5     | 100.0                             |           | 116.3                          |           |       | 108.1 |       | 116.0 |       |  |  |
| Apr.                           | 112.8                              |           | 111.6                      |           | 109.9                        |           | 112.2                   |           | 115.0                      |           | 114.1                 |           | 114.1                             |           | 114.1                          |           |       | 114.1 |       | 113.0 |       |  |  |
| May                            | 118.2                              | 115.6     | 125.3                      | 118.5     | 123.8                        | 117.7     | 130.4                   | 122.0     | 110.9                      | 107.7     | 110.0                 | 112.2     | 120.6                             | 117.6     | 110.0                          | 112.2     | 117.6 | 120.6 | 117.6 | 112.1 | 111.9 |  |  |
| June                           | 115.7                              |           | 118.6                      |           | 119.5                        |           | 123.5                   |           | 97.3                       |           | 112.4                 |           | 118.1                             |           | 112.4                          |           |       | 118.1 |       | 110.7 |       |  |  |
| July                           | 112.3                              |           | 115.9                      |           | 113.9                        |           | 119.7                   |           | 108.3                      |           | 108.1                 |           | 110.2                             |           | 108.1                          |           |       | 110.2 |       | 113.8 |       |  |  |
| Aug.                           | 113.1                              | 112.8     | 114.6                      | 115.3     | 116.2                        | 119.5     | 116.3                   | 114.2     | 102.9                      | 105.7     | 111.3                 | 109.8     | 110.1                             | 108.3     | 111.3                          | 109.8     | 108.3 | 110.1 | 108.3 | 114.5 | 113.8 |  |  |
| Sep.                           | 112.9                              |           | 115.4                      |           | 128.4                        |           | 106.5                   |           | 105.9                      |           | 110.0                 |           | 104.6                             |           | 110.0                          |           |       | 104.6 |       | 113.0 |       |  |  |
| Oct.                           | 122.6                              |           | 120.8                      |           | 117.9                        |           | 123.9                   |           | 118.4                      |           | 124.8                 |           | 120.9                             |           | 124.8                          |           |       | 120.9 |       | 127.5 |       |  |  |
| Nov.                           | 116.5                              | 118.2     | 113.9                      | 117.1     | 124.6                        | 115.7     | 104.2                   | 119.2     | 114.5                      | 113.9     | 119.5                 | 119.5     | 105.7                             | 115.9     | 119.5                          | 119.5     | 115.9 | 105.7 | 115.9 | 123.9 | 122.4 |  |  |
| Dec.                           | 115.5                              |           | 116.7                      |           | 104.6                        |           | 129.4                   |           | 108.9                      |           | 114.2                 |           | 121.0                             |           | 114.2                          |           |       | 121.0 |       | 115.9 |       |  |  |
| 2017 Jan.                      | 114.5                              |           | 113.2                      |           | 115.8                        |           | 113.8                   |           | 102.1                      |           | 116.1                 |           | 114.2                             |           | 116.1                          |           |       | 114.2 |       | 114.1 |       |  |  |
| Feb.                           | 117.7                              | 118.3     | 120.1                      | 119.2     | 122.2                        | 121.2     | 121.2                   | 119.8     | 109.1                      | 110.0     | 114.9                 | 117.3     | 115.8                             | 116.4     | 114.9                          | 117.3     | 116.4 | 115.8 | 116.4 | 117.2 | 118.7 |  |  |
| Mar.                           | 122.7                              |           | 124.3                      |           | 125.7                        |           | 124.5                   |           | 118.7                      |           | 120.9                 |           | 119.2                             |           | 120.9                          |           |       | 119.2 |       | 124.9 |       |  |  |
| Apr.                           | 124.0                              |           | 124.8                      |           | 117.7                        |           | 133.0                   |           | 117.2                      |           | 123.2                 |           | 125.4                             |           | 123.2                          |           |       | 125.4 |       | 126.4 |       |  |  |
| May                            | 116.3                              | 120.8     | 115.1                      | 121.5     | 118.8                        | 122.2     | 106.5                   | 119.0     | 135.0                      | 128.6     | 117.8                 | 120.1     | 107.5                             | 116.0     | 117.8                          | 120.1     | 116.0 | 107.5 | 116.0 | 125.0 | 125.7 |  |  |
| June                           | 122.2                              |           | 124.7                      |           | 130.1                        |           | 117.6                   |           | 133.7                      |           | 119.4                 |           | 115.2                             |           | 119.4                          |           |       | 115.2 |       | 125.6 |       |  |  |
| July                           | 121.6                              |           | 119.1                      |           | 120.1                        |           | 120.4                   |           | 111.3                      |           | 124.4                 |           | 118.8                             |           | 124.4                          |           |       | 118.8 |       | 125.6 |       |  |  |
| Aug.                           | 119.7                              | 120.3     | 119.3                      | 118.8     | 117.7                        | 117.5     | 118.9                   | 119.6     | 125.9                      | 119.9     | 120.3                 | 122.2     | 117.1                             | 117.8     | 120.3                          | 122.2     | 117.8 | 117.1 | 117.8 | 124.0 | 124.9 |  |  |
| Sep.                           | 119.7                              |           | 117.9                      |           | 114.8                        |           | 119.5                   |           | 122.4                      |           | 121.9                 |           | 117.6                             |           | 121.9                          |           |       | 117.6 |       | 125.2 |       |  |  |
| Oct.                           | 119.4                              |           | 117.8                      |           | 123.0                        |           | 111.1                   |           | 125.6                      |           | 121.2                 |           | 111.1                             |           | 121.2                          |           |       | 111.1 |       | 126.7 |       |  |  |
| Nov.                           | 126.7                              | 130.0     | 127.7                      | 132.6     | 123.4                        | 130.1     | 133.4                   | 136.3     | 120.6                      | 126.7     | 125.5                 | 127.1     | 129.0                             | 129.6     | 125.5                          | 127.1     | 129.6 | 129.0 | 129.6 | 126.0 | 130.5 |  |  |
| Dec.                           | 144.0                              |           | 152.2                      |           | 143.8                        |           | 164.5                   |           | 133.9                      |           | 134.5                 |           | 148.6                             |           | 134.5                          |           |       | 148.6 |       | 138.9 |       |  |  |
| 2018 Jan.                      | 123.6                              |           | 121.3                      |           | 126.3                        |           | 117.8                   |           | 118.2                      |           | 126.3                 |           | 117.9                             |           | 126.3                          |           |       | 117.9 |       | 128.6 |       |  |  |
| Feb.                           | 138.5                              | 128.8     | 130.0                      | 124.9     | 129.1                        | 124.9     | 133.4                   | 125.1     | 120.4                      | 124.0     | 148.4                 | 133.4     | 151.9                             | 130.5     | 148.4                          | 133.4     | 130.5 | 151.9 | 130.5 | 128.9 | 129.3 |  |  |
| Mar.                           | 124.3                              |           | 123.3                      |           | 119.3                        |           | 124.1                   |           | 133.5                      |           | 125.5                 |           | 121.7                             |           | 125.5                          |           |       | 121.7 |       | 130.3 |       |  |  |
| Apr.                           | 126.6                              |           | 126.7                      |           | 133.8                        |           | 123.6                   |           | 114.5                      |           | 126.4                 |           | 127.1                             |           | 126.4                          |           |       | 127.1 |       | 121.6 |       |  |  |
| May                            | 133.3                              | 129.8     | 130.5                      | 127.9     | 128.9                        | 130.9     | 132.5                   | 125.9     | 128.4                      | 125.1     | 136.6                 | 132.1     | 135.7                             | 129.3     | 136.6                          | 132.1     | 129.3 | 135.7 | 129.3 | 133.3 | 129.9 |  |  |
| June                           | 129.6                              |           | 126.4                      |           | 129.9                        |           | 121.7                   |           | 132.5                      |           | 133.3                 |           | 125.0                             |           | 133.3                          |           |       | 125.0 |       | 134.7 |       |  |  |
| July                           | 132.2                              |           | 134.8                      |           | 138.5                        |           | 134.9                   |           | 122.5                      |           | 129.1                 |           | 136.6                             |           | 129.1                          |           |       | 136.6 |       | 123.3 |       |  |  |
| Aug.                           | 133.7                              | 134.3     | 127.1                      | 133.2     | 134.4                        | 140.3     | 123.8                   | 129.7     | 115.6                      | 123.7     | 141.3                 | 135.6     | 133.5                             | 134.7     | 141.3                          | 135.6     | 134.7 | 133.5 | 134.7 | 133.5 | 130.3 |  |  |
| Sep.                           | 137.1                              |           | 137.8                      |           | 147.9                        |           | 130.3                   |           | 132.9                      |           | 136.3                 |           | 134.1                             |           | 136.3                          |           |       | 134.1 |       | 134.0 |       |  |  |
| Oct.                           | 138.7                              |           | 132.7                      |           | 140.5                        |           | 130.3                   |           | 115.7                      |           | 145.8                 |           | 139.0                             |           | 145.8                          |           |       | 139.0 |       | 137.3 |       |  |  |
| Nov.                           | 143.3                              | 146.7     | 135.4                      | 138.3     | 150.6                        | 150.0     | 123.5                   | 131.4     | 130.1                      | 126.0     | 152.5                 | 156.6     | 139.9                             | 149.4     | 152.5                          | 156.6     | 149.4 | 139.9 | 149.4 | 142.8 | 141.8 |  |  |
| Dec.                           | 158.2                              |           | 146.9                      |           | 158.8                        |           | 140.4                   |           | 132.2                      |           | 171.4                 |           | 169.2                             |           | 171.4                          |           |       | 169.2 |       | 145.4 |       |  |  |
| 2019 Jan.                      | 144.5                              |           | 144.1                      |           | 152.3                        |           | 139.1                   |           | 135.9                      |           | 144.9                 |           | 139.7                             |           | 144.9                          |           |       | 139.7 |       | 145.3 |       |  |  |
| Feb.                           | 146.8                              | 146.1     | 141.6                      | 143.3     | 135.8                        | 144.9     | 142.6                   | 141.7     | 157.0                      | 143.7     | 152.9                 | 149.3     | 145.9                             | 144.2     | 152.9                          | 149.3     | 144.2 | 145.9 | 144.2 | 154.6 | 148.9 |  |  |
| Mar.                           | 146.9                              |           | 144.1                      |           | 146.6                        |           | 143.4                   |           | 138.1                      |           | 150.2                 |           | 147.1                             |           | 150.2                          |           |       | 147.1 |       | 146.8 |       |  |  |
| Apr.                           | 142.5                              |           | 144.7                      |           | 142.8                        |           | 148.3                   |           | 137.7                      |           | 140.0                 |           | 145.3                             |           | 140.0                          |           |       | 145.3 |       | 139.2 |       |  |  |
| May                            | 139.3                              | 141.7     | 139.0                      | 142.6     | 145.8                        | 144.5     | 138.9                   | 144.3     | 117.1                      | 130.2     | 139.6                 | 140.5     | 142.0                             | 146.1     | 139.6                          | 140.5     | 146.1 | 142.0 | 146.1 | 132.2 | 134.8 |  |  |
| June                           | 143.2                              |           | 144.2                      |           | 145.0                        |           | 145.8                   |           | 135.8                      |           | 142.0                 |           | 151.0                             |           | 142.0                          |           |       | 151.0 |       | 133.1 |       |  |  |
| July                           | 144.2                              |           | 141.3                      |           | 151.4                        |           | 134.1                   |           | 134.8                      |           | 147.6                 |           | 145.4                             |           | 147.6                          |           |       | 145.4 |       | 138.6 |       |  |  |
| Aug.                           | 141.0                              | 143.6     | 144.4                      | 142.2     | 149.6                        | 150.0     | 140.0                   | 135.2     | 143.7                      | 142.9     | 137.0                 | 145.1     | 144.1                             | 144.5     | 137.0                          | 145.1     | 144.5 | 144.1 | 144.5 | 132.2 | 138.7 |  |  |
| Sep.                           | 145.5                              |           | 141.0                      |           | 149.1                        |           | 131.4                   |           | 150.1                      |           | 150.8                 |           | 143.9                             |           | 150.8                          |           |       | 143.9 |       | 145.2 |       |  |  |
| Oct.                           | 144.0                              |           | 141.9                      |           | 153.9                        |           | 133.1                   |           | 135.3                      |           | 146.4                 |           | 140.1                             |           | 146.4                          |           |       | 140.1 |       | 142.5 |       |  |  |
| Nov.                           | 159.9                              | 153.2     | 165.3                      | 152.1     | 160.1                        | 160.6     | 175.0                   | 148.0     | 146.4                      | 139.2     | 153.7                 | 154.5     | 171.4                             | 156.7     | 153.7                          | 154.5     | 156.7 | 171.4 | 156.7 | 146.6 | 144.6 |  |  |
| Dec.                           | 155.6                              |           | 149.0                      |           | 167.7                        |           | 135.9                   |           | 135.9                      |           | 163.3                 |           | 158.5                             |           | 163.3                          |           |       | 158.5 |       | 144.8 |       |  |  |
| 2020 Jan.                      | 157.7                              |           | 159.3                      |           | 168.4                        |           | 148.7                   |           | 168.6                      |           | 155.8                 |           | 154.0                             |           | 155.8                          |           |       | 154.0 |       | 155.4 |       |  |  |
| Feb.                           | 148.0                              | 147.4     | 155.7                      | 150.3     | 168.8                        | 161.2     | 147.7                   | 141.7     | 142.6                      | 146.2     | 138.9                 | 144.0     | 151.9                             | 148.0     | 138.9                          | 144.0     | 148.0 | 151.9 | 148.0 | 130.8 | 138.4 |  |  |
| Mar.                           | 136.5                              |           | 135.8                      |           | 146.3                        |           | 128.7                   |           | 127.4                      |           | 137.4                 |           | 138.0                             |           | 137.4                          |           |       | 138.0 |       | 128.9 |       |  |  |
| Apr.                           | 138.9                              |           | 130.3                      |           | 126.0                        |           | 133.7                   |           | 131.9                      |           | 148.9                 |           | 140.4                             |           | 148.9                          |           |       | 140.4 |       | 145.1 |       |  |  |
| May                            | 131.6                              | 139.5     | 120.4                      | 129.4     | 146.9                        | 141.4     | 96.0                    | 118.4     | 124.4                      | 130.7     | 144.5                 | 151.3     | 117.1                             | 130.2     | 144.5                          | 151.3     | 130.2 | 117.1 | 130.2 | 138.8 | 149.0 |  |  |
| June                           | 148.0                              |           | 137.4                      |           | 151.4                        |           | 125.5                   |           | 135.7                      |           | 160.4                 |           | 133.0                             |           | 160.4                          |           |       | 133.0 |       | 163.2 |       |  |  |
| July                           | 140.2                              |           | 145.0                      |           | 154.9                        |           | 129.6                   |           | 170.1                      |           | 134.5                 |           | 130.5                             |           | 1                              |           |       |       |       |       |       |  |  |



### III. Economic activity and prices

#### 2. Orders received

#### f) Orders received by main construction industry\* – value



\* Excluding value added tax. **1** Excluding residential construction.

### III. Economic activity and prices

#### 2. Orders received

##### g) Orders received by main construction industry \* - volume <sup>1</sup>

2015 = 100

seasonally adjusted

| Percentage weight <sup>2</sup> | Breakdown by type of construction: |           |                            |           |                              |           |                              |           |                       |           |
|--------------------------------|------------------------------------|-----------|----------------------------|-----------|------------------------------|-----------|------------------------------|-----------|-----------------------|-----------|
|                                | Total (R)                          |           | Structural engineering (R) |           | of which:                    |           |                              |           | Civil engineering (R) |           |
|                                |                                    |           |                            |           | Residential construction (R) |           | Non-residential construction |           |                       |           |
| 100.00                         | 53.75                              |           | 22.07                      |           | 31.68                        |           | 46.25                        |           |                       |           |
| Period                         | monthly                            | quarterly | monthly                    | quarterly | monthly                      | quarterly | monthly                      | quarterly | monthly               | quarterly |
| 2016 Jan.                      | 111.5                              |           | 109.2                      |           | 112.7                        |           | 106.7                        |           | 114.2                 |           |
| Feb.                           | 109.8                              | 111.4     | 105.1                      | 108.1     | 108.9                        | 113.3     | 102.5                        | 104.6     | 115.2                 | 115.2     |
| Mar.                           | 113.0                              |           | 110.1                      |           | 118.2                        |           | 104.5                        |           | 116.2                 |           |
| Apr.                           | 112.1                              |           | 110.7                      |           | 108.9                        |           | 111.9                        |           | 113.8                 |           |
| May                            | 117.1                              | 114.6     | 123.7                      | 117.1     | 122.0                        | 116.1     | 124.8                        | 117.7     | 109.6                 | 111.7     |
| June                           | 114.5                              |           | 116.9                      |           | 117.5                        |           | 116.4                        |           | 111.8                 |           |
| July                           | 110.8                              |           | 114.0                      |           | 111.8                        |           | 115.5                        |           | 107.2                 |           |
| Aug.                           | 111.3                              | 111.0     | 112.5                      | 113.2     | 113.9                        | 117.1     | 111.6                        | 110.5     | 110.0                 | 108.6     |
| Sep.                           | 110.9                              |           | 113.1                      |           | 125.5                        |           | 104.4                        |           | 108.5                 |           |
| Oct.                           | 120.2                              |           | 118.1                      |           | 115.0                        |           | 120.2                        |           | 122.8                 |           |
| Nov.                           | 114.0                              | 115.7     | 111.2                      | 114.3     | 121.4                        | 112.7     | 104.1                        | 115.5     | 117.3                 | 117.3     |
| Dec.                           | 112.9                              |           | 113.7                      |           | 101.7                        |           | 122.1                        |           | 111.9                 |           |
| 2017 Jan.                      | 111.6                              |           | 110.0                      |           | 112.3                        |           | 108.4                        |           | 113.4                 |           |
| Feb.                           | 114.0                              | 114.8     | 116.2                      | 115.4     | 118.1                        | 117.2     | 114.8                        | 114.1     | 111.6                 | 114.1     |
| Mar.                           | 118.7                              |           | 120.0                      |           | 121.3                        |           | 119.1                        |           | 117.2                 |           |
| Apr.                           | 119.7                              |           | 120.1                      |           | 113.1                        |           | 125.0                        |           | 119.2                 |           |
| May                            | 111.4                              | 116.0     | 110.2                      | 116.5     | 113.7                        | 117.0     | 107.7                        | 116.1     | 112.8                 | 115.4     |
| June                           | 116.9                              |           | 119.2                      |           | 124.2                        |           | 115.7                        |           | 114.2                 |           |
| July                           | 116.0                              |           | 113.6                      |           | 114.4                        |           | 113.1                        |           | 118.7                 |           |
| Aug.                           | 113.7                              | 114.4     | 113.3                      | 112.9     | 111.6                        | 111.5     | 114.4                        | 113.8     | 114.3                 | 116.2     |
| Sep.                           | 113.5                              |           | 111.7                      |           | 108.6                        |           | 113.9                        |           | 115.6                 |           |
| Oct.                           | 112.9                              |           | 111.4                      |           | 116.1                        |           | 108.1                        |           | 114.7                 |           |
| Nov.                           | 118.8                              | 122.2     | 119.8                      | 124.5     | 115.7                        | 122.1     | 122.6                        | 126.2     | 117.7                 | 119.4     |
| Dec.                           | 134.8                              |           | 142.4                      |           | 134.5                        |           | 147.9                        |           | 125.9                 |           |
| 2018 Jan.                      | 115.5                              |           | 113.3                      |           | 117.9                        |           | 110.1                        |           | 118.0                 |           |
| Feb.                           | 127.9                              | 119.3     | 120.3                      | 115.8     | 119.5                        | 115.9     | 120.8                        | 115.7     | 136.8                 | 123.5     |
| Mar.                           | 114.6                              |           | 113.8                      |           | 110.2                        |           | 116.3                        |           | 115.6                 |           |
| Apr.                           | 116.3                              |           | 116.5                      |           | 123.1                        |           | 111.9                        |           | 116.2                 |           |
| May                            | 121.7                              | 118.6     | 119.4                      | 117.1     | 118.0                        | 119.8     | 120.4                        | 115.1     | 124.4                 | 120.5     |
| June                           | 117.9                              |           | 115.3                      |           | 118.4                        |           | 113.1                        |           | 121.0                 |           |
| July                           | 120.1                              |           | 122.7                      |           | 126.1                        |           | 120.4                        |           | 117.0                 |           |
| Aug.                           | 119.7                              | 120.8     | 114.3                      | 120.2     | 120.9                        | 126.5     | 109.7                        | 115.8     | 126.1                 | 121.5     |
| Sep.                           | 122.6                              |           | 123.6                      |           | 132.6                        |           | 117.4                        |           | 121.4                 |           |
| Oct.                           | 123.8                              |           | 118.8                      |           | 125.8                        |           | 113.9                        |           | 129.6                 |           |
| Nov.                           | 126.8                              | 130.1     | 120.3                      | 123.1     | 133.9                        | 133.5     | 110.9                        | 115.9     | 134.3                 | 138.1     |
| Dec.                           | 139.7                              |           | 130.3                      |           | 140.9                        |           | 122.9                        |           | 150.5                 |           |
| 2019 Jan.                      | 127.2                              |           | 127.4                      |           | 134.8                        |           | 122.3                        |           | 127.0                 |           |
| Feb.                           | 128.0                              | 127.7     | 124.2                      | 125.9     | 119.2                        | 127.4     | 127.7                        | 124.8     | 132.3                 | 129.7     |
| Mar.                           | 127.8                              |           | 126.1                      |           | 128.3                        |           | 124.5                        |           | 129.8                 |           |
| Apr.                           | 123.7                              |           | 126.3                      |           | 124.6                        |           | 127.4                        |           | 120.6                 |           |
| May                            | 120.4                              | 122.5     | 121.0                      | 124.2     | 126.8                        | 125.7     | 116.9                        | 123.0     | 119.8                 | 120.7     |
| June                           | 123.5                              |           | 125.2                      |           | 125.7                        |           | 124.8                        |           | 121.6                 |           |
| July                           | 124.1                              |           | 122.3                      |           | 131.0                        |           | 116.2                        |           | 126.2                 |           |
| Aug.                           | 120.9                              | 123.2     | 124.6                      | 122.7     | 128.9                        | 129.3     | 121.6                        | 118.1     | 116.7                 | 123.7     |
| Sep.                           | 124.5                              |           | 121.3                      |           | 128.1                        |           | 116.6                        |           | 128.1                 |           |
| Oct.                           | 123.0                              |           | 122.0                      |           | 132.0                        |           | 115.0                        |           | 124.1                 |           |
| Nov.                           | 136.3                              | 130.5     | 141.7                      | 130.4     | 137.0                        | 137.4     | 145.0                        | 125.5     | 130.1                 | 130.7     |
| Dec.                           | 132.2                              |           | 127.4                      |           | 143.2                        |           | 116.4                        |           | 137.9                 |           |
| 2020 Jan.                      | 133.7                              |           | 135.8                      |           | 143.3                        |           | 130.6                        |           | 131.3                 |           |
| Feb.                           | 125.3                              | 124.7     | 132.5                      | 127.8     | 143.4                        | 136.9     | 124.9                        | 121.5     | 116.8                 | 121.1     |
| Mar.                           | 115.2                              |           | 115.2                      |           | 123.9                        |           | 109.1                        |           | 115.2                 |           |
| Apr.                           | 116.9                              |           | 110.2                      |           | 106.4                        |           | 112.9                        |           | 124.6                 |           |
| May                            | 110.8                              | 117.4     | 102.0                      | 109.4     | 124.1                        | 119.3     | 86.6                         | 102.6     | 121.1                 | 126.6     |
| June                           | 124.5                              |           | 116.1                      |           | 127.5                        |           | 108.2                        |           | 134.1                 |           |
| July                           | 117.6                              |           | 122.2                      |           | 130.1                        |           | 116.7                        |           | 112.2                 |           |
| Aug.                           | 121.0                              | 121.3     | 122.5                      | 124.1     | 144.7                        | 138.0     | 107.0                        | 114.5     | 119.3                 | 118.0     |
| Sep.                           | 125.4                              |           | 127.7                      |           | 139.3                        |           | 119.7                        |           | 122.6                 |           |
| Oct.                           | 125.2                              |           | 130.8                      |           | 151.3                        |           | 116.6                        |           | 118.6                 |           |
| Nov.                           | 128.0                              | 128.1     | 131.3                      | 128.2     | 149.3                        | 149.9     | 118.7                        | 113.1     | 124.1                 | 127.9     |
| Dec.                           | 131.1                              |           | 122.6                      |           | 149.2                        |           | 104.1                        |           | 140.9                 |           |
| 2021 Jan.                      | 133.9                              |           | 137.5                      |           | 149.6                        |           | 129.0                        |           | 129.7                 |           |
| Feb.                           | 129.0                              | ...       | 133.0                      | ...       | 150.6                        | ...       | 120.8                        | ...       | 124.4                 | ...       |

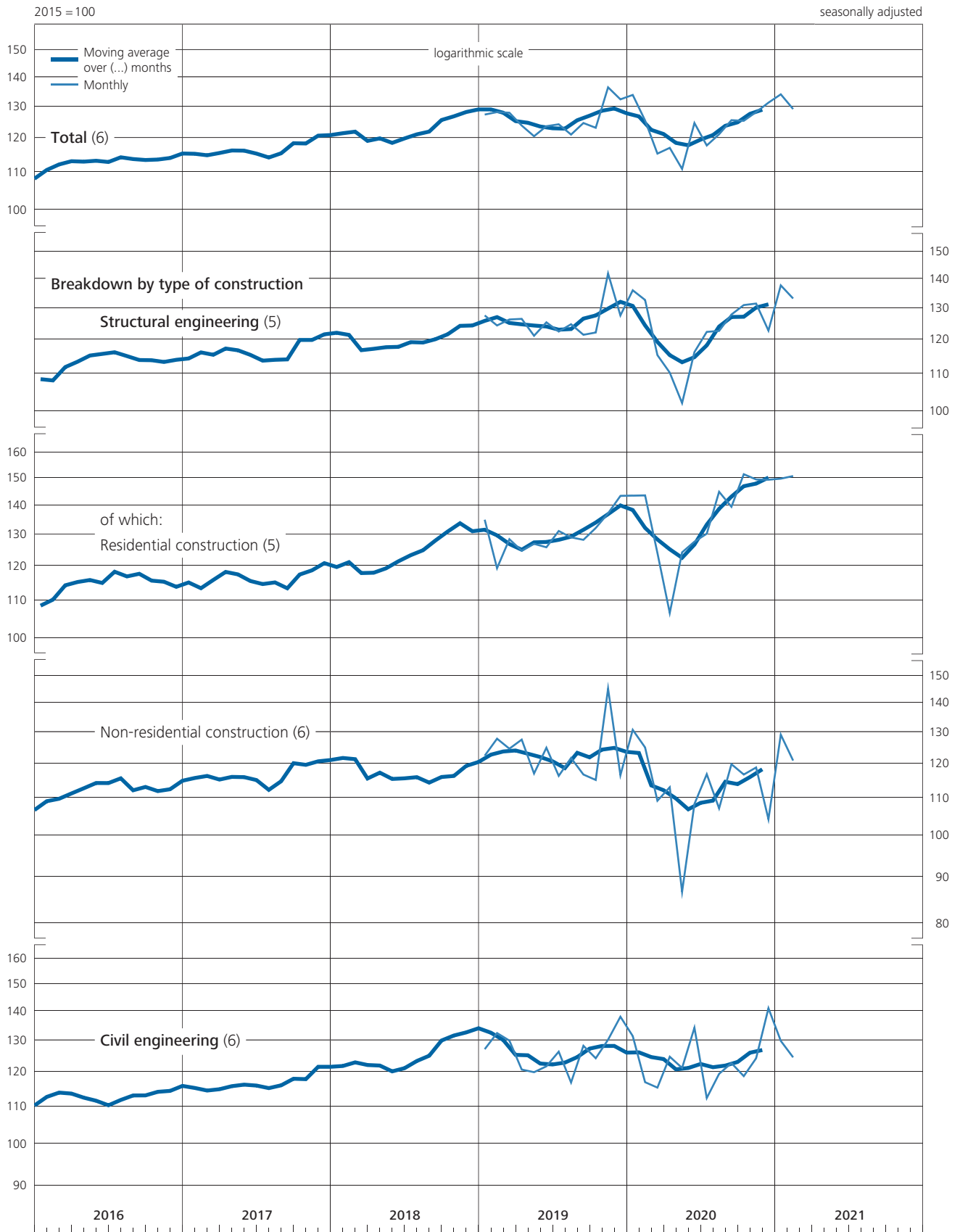
Source of the unadjusted figures: Federal Statistical Office. \* See explanatory notes, section on classifications. <sup>1</sup> As of 2018 orders received at 2015 prices, previously at

2010 prices. <sup>2</sup> Share of total orders received by main construction industry in base year 2015.

III. Economic activity and prices

2. Orders received

g) Orders received by main construction industry – volume



### III. Economic activity and prices

#### 2. Orders received

##### h) Building permits granted for structural engineering work \*

€ billion seasonally adjusted

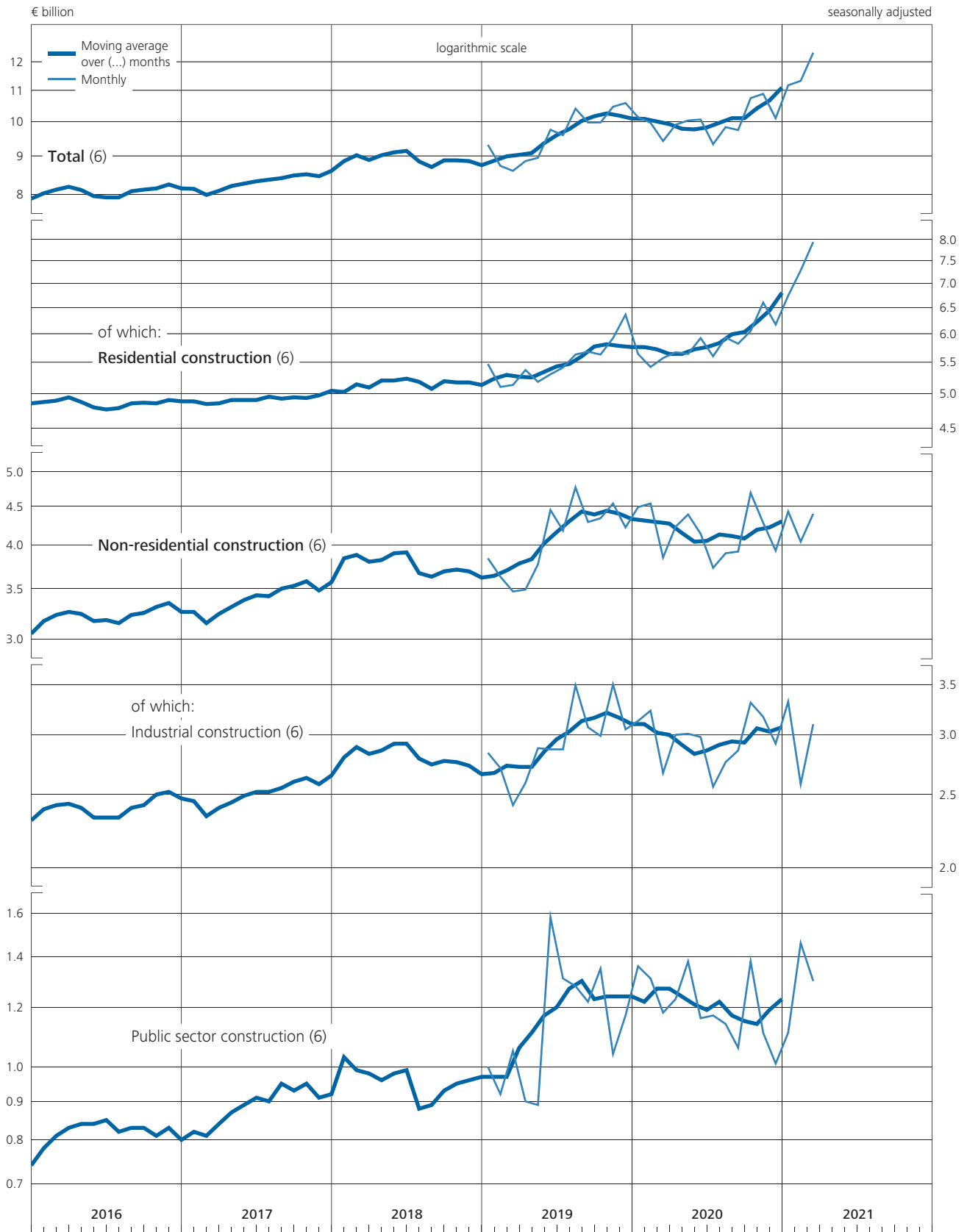
| Period    | Total   |           | of which:                |           |                              |           | of which:               |           |                            |           |
|-----------|---------|-----------|--------------------------|-----------|------------------------------|-----------|-------------------------|-----------|----------------------------|-----------|
|           |         |           | Residential construction |           | Non-residential construction |           | Industrial construction |           | Public sector construction |           |
|           | monthly | quarterly | monthly                  | quarterly | monthly                      | quarterly | monthly                 | quarterly | monthly                    | quarterly |
| 2015 Aug. | 7.18    | 20.96     | 4.42                     | 13.11     | 2.76                         | 7.85      | 2.04                    | 5.98      | 0.72                       | 1.87      |
| Sep.      | 7.24    |           | 4.45                     |           | 2.79                         |           | 2.15                    |           | 0.64                       |           |
| Oct.      | 7.42    |           | 4.74                     |           | 2.68                         |           | 1.98                    |           | 0.70                       |           |
| Nov.      | 7.35    | 22.33     | 4.55                     | 13.85     | 2.80                         | 8.48      | 2.15                    | 6.41      | 0.65                       | 2.07      |
| Dec.      | 7.56    |           | 4.56                     |           | 3.00                         |           | 2.28                    |           | 0.72                       |           |
| 2016 Jan. | 7.85    |           | 5.11                     |           | 2.74                         |           | 2.05                    |           | 0.69                       |           |
| Feb.      | 8.63    | 25.05     | 5.11                     | 15.26     | 3.52                         | 9.79      | 2.79                    | 7.42      | 0.73                       | 2.37      |
| Mar.      | 8.57    |           | 5.04                     |           | 3.53                         |           | 2.58                    |           | 0.95                       |           |
| Apr.      | 8.23    |           | 4.82                     |           | 3.41                         |           | 2.47                    |           | 0.94                       |           |
| May       | 7.89    | 24.10     | 4.72                     | 14.36     | 3.17                         | 9.74      | 2.36                    | 7.15      | 0.81                       | 2.59      |
| June      | 7.98    |           | 4.82                     |           | 3.16                         |           | 2.32                    |           | 0.84                       |           |
| July      | 7.35    |           | 4.69                     |           | 2.66                         |           | 1.88                    |           | 0.78                       |           |
| Aug.      | 7.73    | 23.50     | 4.62                     | 14.17     | 3.11                         | 9.33      | 2.37                    | 6.81      | 0.74                       | 2.52      |
| Sep.      | 8.42    |           | 4.86                     |           | 3.56                         |           | 2.56                    |           | 1.00                       |           |
| Oct.      | 8.19    |           | 4.96                     |           | 3.23                         |           | 2.48                    |           | 0.75                       |           |
| Nov.      | 8.81    | 25.19     | 5.14                     | 15.01     | 3.67                         | 10.18     | 2.80                    | 7.72      | 0.87                       | 2.46      |
| Dec.      | 8.19    |           | 4.91                     |           | 3.28                         |           | 2.44                    |           | 0.84                       |           |
| 2017 Jan. | 7.58    |           | 4.59                     |           | 2.99                         |           | 2.33                    |           | 0.66                       |           |
| Feb.      | 8.33    | 23.68     | 4.94                     | 14.29     | 3.39                         | 9.39      | 2.52                    | 7.08      | 0.87                       | 2.31      |
| Mar.      | 7.77    |           | 4.76                     |           | 3.01                         |           | 2.23                    |           | 0.78                       |           |
| Apr.      | 8.15    |           | 4.91                     |           | 3.24                         |           | 2.35                    |           | 0.89                       |           |
| May       | 7.90    | 24.85     | 4.93                     | 14.81     | 2.97                         | 10.04     | 2.15                    | 7.32      | 0.82                       | 2.72      |
| June      | 8.80    |           | 4.97                     |           | 3.83                         |           | 2.82                    |           | 1.01                       |           |
| July      | 8.29    |           | 4.90                     |           | 3.39                         |           | 2.54                    |           | 0.85                       |           |
| Aug.      | 8.71    | 25.13     | 4.90                     | 14.60     | 3.81                         | 10.53     | 2.83                    | 7.80      | 0.98                       | 2.73      |
| Sep.      | 8.13    |           | 4.80                     |           | 3.33                         |           | 2.43                    |           | 0.90                       |           |
| Oct.      | 8.37    |           | 5.18                     |           | 3.19                         |           | 2.34                    |           | 0.85                       |           |
| Nov.      | 8.18    | 25.72     | 4.76                     | 15.06     | 3.42                         | 10.66     | 2.34                    | 7.80      | 1.08                       | 2.86      |
| Dec.      | 9.17    |           | 5.12                     |           | 4.05                         |           | 3.12                    |           | 0.93                       |           |
| 2018 Jan. | 8.49    |           | 4.84                     |           | 3.65                         |           | 2.71                    |           | 0.94                       |           |
| Feb.      | 8.39    | 25.88     | 5.13                     | 15.15     | 3.26                         | 10.73     | 2.53                    | 8.09      | 0.73                       | 2.64      |
| Mar.      | 9.00    |           | 5.18                     |           | 3.82                         |           | 2.85                    |           | 0.97                       |           |
| Apr.      | 9.91    |           | 5.10                     |           | 4.81                         |           | 3.27                    |           | 1.54                       |           |
| May       | 9.13    | 27.44     | 5.45                     | 15.36     | 3.68                         | 12.08     | 2.84                    | 8.87      | 0.84                       | 3.21      |
| June      | 8.40    |           | 4.81                     |           | 3.59                         |           | 2.76                    |           | 0.83                       |           |
| July      | 9.30    |           | 5.55                     |           | 3.75                         |           | 2.90                    |           | 0.85                       |           |
| Aug.      | 8.88    | 27.39     | 5.12                     | 16.03     | 3.76                         | 11.36     | 2.89                    | 8.63      | 0.87                       | 2.73      |
| Sep.      | 9.21    |           | 5.36                     |           | 3.85                         |           | 2.84                    |           | 1.01                       |           |
| Oct.      | 8.18    |           | 4.78                     |           | 3.40                         |           | 2.53                    |           | 0.87                       |           |
| Nov.      | 8.22    | 25.88     | 4.82                     | 15.08     | 3.40                         | 10.80     | 2.51                    | 7.97      | 0.89                       | 2.83      |
| Dec.      | 9.48    |           | 5.48                     |           | 4.00                         |           | 2.93                    |           | 1.07                       |           |
| 2019 Jan. | 9.31    |           | 5.47                     |           | 3.84                         |           | 2.84                    |           | 1.00                       |           |
| Feb.      | 8.73    | 26.64     | 5.10                     | 15.70     | 3.63                         | 10.94     | 2.71                    | 7.97      | 0.92                       | 2.97      |
| Mar.      | 8.60    |           | 5.13                     |           | 3.47                         |           | 2.42                    |           | 1.05                       |           |
| Apr.      | 8.86    |           | 5.37                     |           | 3.49                         |           | 2.59                    |           | 0.90                       |           |
| May       | 8.95    | 27.56     | 5.18                     | 15.85     | 3.77                         | 11.71     | 2.88                    | 8.34      | 0.89                       | 3.37      |
| June      | 9.75    |           | 5.30                     |           | 4.45                         |           | 2.87                    |           | 1.58                       |           |
| July      | 9.59    |           | 5.41                     |           | 4.18                         |           | 2.87                    |           | 1.31                       |           |
| Aug.      | 10.40   | 29.96     | 5.63                     | 16.72     | 4.77                         | 13.24     | 3.49                    | 9.43      | 1.28                       | 3.81      |
| Sep.      | 9.97    |           | 5.68                     |           | 4.29                         |           | 3.07                    |           | 1.22                       |           |
| Oct.      | 9.97    |           | 5.63                     |           | 4.34                         |           | 2.99                    |           | 1.35                       |           |
| Nov.      | 10.46   | 31.01     | 5.92                     | 17.91     | 4.54                         | 13.10     | 3.50                    | 9.54      | 1.04                       | 3.56      |
| Dec.      | 10.58   |           | 6.36                     |           | 4.22                         |           | 3.05                    |           | 1.17                       |           |
| 2020 Jan. | 10.13   |           | 5.64                     |           | 4.49                         |           | 3.13                    |           | 1.36                       |           |
| Feb.      | 9.96    | 29.51     | 5.42                     | 16.63     | 4.54                         | 12.88     | 3.23                    | 9.03      | 1.31                       | 3.85      |
| Mar.      | 9.42    |           | 5.57                     |           | 3.85                         |           | 2.67                    |           | 1.18                       |           |
| Apr.      | 9.90    |           | 5.67                     |           | 4.23                         |           | 3.00                    |           | 1.23                       |           |
| May       | 10.03   | 29.99     | 5.64                     | 17.23     | 4.39                         | 12.76     | 3.01                    | 8.99      | 1.38                       | 3.77      |
| June      | 10.06   |           | 5.92                     |           | 4.14                         |           | 2.98                    |           | 1.16                       |           |
| July      | 9.33    |           | 5.60                     |           | 3.73                         |           | 2.56                    |           | 1.17                       |           |
| Aug.      | 9.83    | 28.90     | 5.93                     | 17.35     | 3.90                         | 11.55     | 2.76                    | 8.18      | 1.14                       | 3.37      |
| Sep.      | 9.74    |           | 5.82                     |           | 3.92                         |           | 2.86                    |           | 1.06                       |           |
| Oct.      | 10.74   |           | 6.05                     |           | 4.69                         |           | 3.31                    |           | 1.38                       |           |
| Nov.      | 10.88   | 31.72     | 6.60                     | 18.82     | 4.28                         | 12.90     | 3.17                    | 9.40      | 1.11                       | 3.50      |
| Dec.      | 10.10   |           | 6.17                     |           | 3.93                         |           | 2.92                    |           | 1.01                       |           |
| 2021 Jan. | 11.17   |           | 6.74                     |           | 4.43                         |           | 3.32                    |           | 1.11                       |           |
| Feb.      | 11.32   | 34.83     | 7.28                     | 21.96     | 4.04                         | 12.87     | 2.58                    | 9.00      | 1.46                       | 3.87      |
| Mar.      | 12.34   |           | 7.94                     |           | 4.40                         |           | 3.10                    |           | 1.30                       |           |

Source of the unadjusted figures: Federal Statistical Office. \* Estimated cost of the building; including value added tax.

III. Economic activity and prices

2. Orders received

h) Building permits granted for structural engineering work\*



\* Including value added tax.

### III. Economic activity and prices

#### 3. Stock of orders

##### a) Stock of orders by industry, \* by main grouping

2015 = 100

seasonally adjusted

| Percentage weight <sup>2</sup> | Value        |           |                        |           |               |           |                |           | Volume <sup>1</sup> |           |                        |           |               |           |                |           |
|--------------------------------|--------------|-----------|------------------------|-----------|---------------|-----------|----------------|-----------|---------------------|-----------|------------------------|-----------|---------------|-----------|----------------|-----------|
|                                | Industry (R) |           | Intermediate goods (R) |           | Capital goods |           | Consumer goods |           | Industry (R)        |           | Intermediate goods (R) |           | Capital goods |           | Consumer goods |           |
|                                | 100.00       |           | 18.43                  |           | 79.29         |           | 2.28           |           | 100.00              |           | 18.43                  |           | 79.29         |           | 2.28           |           |
| Period                         | monthly      | quarterly | monthly                | quarterly | monthly       | quarterly | monthly        | quarterly | monthly             | quarterly | monthly                | quarterly | monthly       | quarterly | monthly        | quarterly |
| 2015 Nov.                      | 101.1        | 101.0     | 100.6                  | 100.6     | 101.2         | 100.9     | 103.0          | 105.3     | 101.0               | 100.8     | 101.1                  | 101.1     | 101.0         | 100.7     | 102.8          | 105.3     |
| 2015 Dec.                      | 101.1        |           | 100.7                  |           | 100.9         |           | 108.1          |           | 100.9               |           | 101.4                  |           | 100.6         |           | 108.1          |           |
| 2016 Jan.                      | 100.5        |           | 100.2                  |           | 100.5         |           | 105.2          |           | 100.6               |           | 101.8                  |           | 100.2         |           | 105.2          |           |
| 2016 Feb.                      | 100.7        | 100.7     | 100.5                  | 100.4     | 100.5         | 100.6     | 106.1          | 106.3     | 100.9               | 100.9     | 102.5                  | 102.3     | 100.4         | 100.4     | 106.3          | 106.4     |
| 2016 Mar.                      | 100.9        |           | 100.4                  |           | 100.8         |           | 107.7          |           | 101.1               |           | 102.6                  |           | 100.6         |           | 107.7          |           |
| 2016 Apr.                      | 101.0        |           | 102.1                  |           | 100.5         |           | 110.4          |           | 101.3               |           | 104.5                  |           | 100.3         |           | 110.4          |           |
| 2016 May                       | 101.7        | 101.7     | 103.0                  | 102.9     | 101.1         | 101.1     | 110.7          | 111.3     | 101.9               | 101.9     | 105.3                  | 105.1     | 100.9         | 100.9     | 110.7          | 111.4     |
| 2016 June                      | 102.3        |           | 103.6                  |           | 101.7         |           | 112.9          |           | 102.4               |           | 105.5                  |           | 101.4         |           | 113.0          |           |
| 2016 July                      | 102.7        |           | 104.1                  |           | 102.1         |           | 113.2          |           | 102.7               |           | 105.8                  |           | 101.7         |           | 113.1          |           |
| 2016 Aug.                      | 103.1        | 102.9     | 103.7                  | 104.0     | 102.7         | 102.3     | 113.5          | 114.1     | 103.0               | 102.8     | 105.3                  | 105.5     | 102.2         | 101.8     | 113.4          | 114.0     |
| 2016 Sep.                      | 102.8        |           | 104.1                  |           | 102.2         |           | 115.6          |           | 102.6               |           | 105.5                  |           | 101.6         |           | 115.4          |           |
| 2016 Oct.                      | 103.3        |           | 104.7                  |           | 102.6         |           | 117.6          |           | 103.0               |           | 106.0                  |           | 101.9         |           | 117.4          |           |
| 2016 Nov.                      | 103.1        | 103.6     | 105.3                  | 105.3     | 102.1         | 102.8     | 118.4          | 119.3     | 102.7               | 103.2     | 106.1                  | 106.1     | 101.4         | 102.0     | 118.1          | 118.9     |
| 2016 Dec.                      | 104.4        |           | 105.8                  |           | 103.6         |           | 121.9          |           | 103.8               |           | 106.3                  |           | 102.6         |           | 121.2          |           |
| 2017 Jan.                      | 105.4        |           | 108.0                  |           | 104.3         |           | 122.3          |           | 104.6               |           | 108.1                  |           | 103.2         |           | 121.7          |           |
| 2017 Feb.                      | 106.5        | 106.3     | 110.1                  | 109.8     | 105.2         | 105.0     | 123.2          | 123.8     | 105.5               | 105.3     | 109.7                  | 109.5     | 104.0         | 103.8     | 122.5          | 123.2     |
| 2017 Mar.                      | 107.0        |           | 111.4                  |           | 105.5         |           | 126.0          |           | 105.8               |           | 110.6                  |           | 104.2         |           | 125.5          |           |
| 2017 Apr.                      | 108.4        |           | 111.9                  |           | 107.1         |           | 127.6          |           | 107.1               |           | 110.9                  |           | 105.7         |           | 127.0          |           |
| 2017 May                       | 108.6        | 108.9     | 112.3                  | 112.8     | 107.1         | 107.4     | 128.8          | 128.8     | 107.3               | 107.6     | 111.3                  | 111.8     | 105.8         | 106.1     | 128.3          | 128.3     |
| 2017 June                      | 109.6        |           | 114.1                  |           | 108.0         |           | 130.1          |           | 108.4               |           | 113.2                  |           | 106.7         |           | 129.5          |           |
| 2017 July                      | 110.1        |           | 114.4                  |           | 108.5         |           | 130.6          |           | 108.8               |           | 113.5                  |           | 107.1         |           | 130.1          |           |
| 2017 Aug.                      | 111.2        | 111.1     | 117.7                  | 117.0     | 109.1         | 109.2     | 132.8          | 132.0     | 109.8               | 109.7     | 116.6                  | 115.9     | 107.6         | 107.7     | 132.4          | 131.6     |
| 2017 Sep.                      | 112.1        |           | 118.9                  |           | 109.9         |           | 132.7          |           | 110.6               |           | 117.5                  |           | 108.4         |           | 132.3          |           |
| 2017 Oct.                      | 113.2        |           | 120.3                  |           | 110.9         |           | 133.5          |           | 111.5               |           | 118.2                  |           | 109.3         |           | 133.1          |           |
| 2017 Nov.                      | 114.0        | 114.2     | 122.0                  | 121.9     | 111.5         | 111.8     | 135.4          | 134.5     | 112.2               | 112.4     | 119.9                  | 119.7     | 109.8         | 110.0     | 135.0          | 134.0     |
| 2017 Dec.                      | 115.3        |           | 123.4                  |           | 112.9         |           | 134.5          |           | 113.4               |           | 121.0                  |           | 111.0         |           | 134.0          |           |
| 2018 Jan.                      | 116.0        |           | 124.8                  |           | 113.5         |           | 136.4          |           | 114.0               |           | 121.5                  |           | 111.7         |           | 136.3          |           |
| 2018 Feb.                      | 117.3        | 117.0     | 125.3                  | 125.6     | 115.0         | 114.6     | 136.5          | 135.7     | 115.2               | 114.9     | 121.7                  | 122.0     | 113.1         | 112.7     | 136.7          | 135.8     |
| 2018 Mar.                      | 117.8        |           | 126.7                  |           | 115.2         |           | 134.2          |           | 115.5               |           | 122.9                  |           | 113.3         |           | 134.4          |           |
| 2018 Apr.                      | 118.5        |           | 128.7                  |           | 115.7         |           | 133.6          |           | 116.1               |           | 124.6                  |           | 113.6         |           | 133.6          |           |
| 2018 May                       | 119.5        | 119.4     | 129.5                  | 129.5     | 116.6         | 116.5     | 136.0          | 135.4     | 116.7               | 116.6     | 124.9                  | 124.8     | 114.3         | 114.2     | 135.7          | 135.1     |
| 2018 June                      | 120.1        |           | 130.3                  |           | 117.2         |           | 136.5          |           | 117.1               |           | 125.0                  |           | 114.7         |           | 136.0          |           |
| 2018 July                      | 120.5        |           | 131.0                  |           | 117.6         |           | 138.3          |           | 117.4               |           | 125.2                  |           | 115.0         |           | 138.1          |           |
| 2018 Aug.                      | 120.9        | 121.1     | 131.6                  | 131.5     | 118.0         | 118.3     | 135.2          | 135.8     | 117.6               | 117.8     | 125.8                  | 125.8     | 115.2         | 115.5     | 134.8          | 135.5     |
| 2018 Sep.                      | 121.9        |           | 131.9                  |           | 119.2         |           | 134.0          |           | 118.5               |           | 126.3                  |           | 116.3         |           | 133.5          |           |
| 2018 Oct.                      | 122.8        |           | 132.2                  |           | 120.3         |           | 133.6          |           | 119.2               |           | 126.5                  |           | 117.2         |           | 133.0          |           |
| 2018 Nov.                      | 123.9        | 123.7     | 132.5                  | 132.3     | 121.6         | 121.4     | 133.6          | 133.3     | 120.3               | 120.0     | 126.7                  | 126.5     | 118.5         | 118.2     | 133.1          | 132.7     |
| 2018 Dec.                      | 124.4        |           | 132.1                  |           | 122.4         |           | 132.7          |           | 120.6               |           | 126.2                  |           | 119.0         |           | 132.1          |           |
| 2019 Jan.                      | 121.3        |           | 130.5                  |           | 118.8         |           | 133.8          |           | 117.5               |           | 124.9                  |           | 115.3         |           | 133.2          |           |
| 2019 Feb.                      | 120.6        | 120.7     | 128.5                  | 128.6     | 118.3         | 118.4     | 135.2          | 134.9     | 116.8               | 116.9     | 123.3                  | 123.2     | 114.7         | 114.8     | 134.5          | 134.1     |
| 2019 Mar.                      | 120.1        |           | 126.7                  |           | 118.2         |           | 135.6          |           | 116.3               |           | 121.5                  |           | 114.5         |           | 134.7          |           |
| 2019 Apr.                      | 119.9        |           | 124.8                  |           | 118.2         |           | 137.8          |           | 115.9               |           | 119.8                  |           | 114.4         |           | 136.9          |           |
| 2019 May                       | 119.8        | 119.8     | 123.7                  | 123.7     | 118.4         | 118.3     | 138.7          | 139.1     | 115.9               | 115.8     | 118.9                  | 118.9     | 114.5         | 114.4     | 137.8          | 138.2     |
| 2019 June                      | 119.7        |           | 122.6                  |           | 118.4         |           | 140.7          |           | 115.7               |           | 118.1                  |           | 114.4         |           | 139.9          |           |
| 2019 July                      | 119.7        |           | 122.0                  |           | 118.5         |           | 141.0          |           | 115.5               |           | 117.6                  |           | 114.3         |           | 140.0          |           |
| 2019 Aug.                      | 119.7        | 119.6     | 122.7                  | 122.3     | 118.4         | 118.4     | 140.9          | 142.2     | 115.4               | 115.3     | 118.5                  | 118.0     | 114.0         | 114.0     | 139.9          | 141.1     |
| 2019 Sep.                      | 119.5        |           | 122.1                  |           | 118.3         |           | 144.6          |           | 115.1               |           | 117.8                  |           | 113.8         |           | 143.4          |           |
| 2019 Oct.                      | 119.1        |           | 120.9                  |           | 118.0         |           | 141.6          |           | 114.6               |           | 116.7                  |           | 113.4         |           | 140.5          |           |
| 2019 Nov.                      | 119.0        | 119.0     | 119.3                  | 120.2     | 118.2         | 118.1     | 143.1          | 142.8     | 114.4               | 114.5     | 115.4                  | 116.3     | 113.4         | 113.3     | 141.8          | 141.6     |
| 2019 Dec.                      | 119.0        |           | 120.5                  |           | 118.0         |           | 143.7          |           | 114.5               |           | 116.7                  |           | 113.2         |           | 142.5          |           |
| 2020 Jan.                      | 119.4        |           | 120.2                  |           | 118.5         |           | 145.1          |           | 114.9               |           | 117.0                  |           | 113.6         |           | 143.7          |           |
| 2020 Feb.                      | 119.5        | 119.0     | 121.0                  | 120.5     | 118.4         | 117.8     | 145.8          | 146.5     | 114.9               | 114.4     | 117.9                  | 117.4     | 113.3         | 112.9     | 144.3          | 145.1     |
| 2020 Mar.                      | 118.0        |           | 120.2                  |           | 116.6         |           | 148.6          |           | 113.5               |           | 117.3                  |           | 111.8         |           | 147.3          |           |
| 2020 Apr.                      | 117.0        |           | 115.9                  |           | 116.4         |           | 149.4          |           | 112.5               |           | 113.3                  |           | 111.4         |           | 147.7          |           |
| 2020 May                       | 116.6        | 117.2     | 113.3                  | 114.0     | 116.4         | 117.0     | 150.6          | 150.0     | 112.1               | 112.7     | 110.9                  | 111.6     | 111.3         | 112.0     | 149.0          | 148.3     |
| 2020 June                      | 118.1        |           | 112.9                  |           | 118.3         |           | 149.9          |           | 113.6               |           | 110.6                  |           | 113.3         |           | 148.3          |           |
| 2020 July                      | 118.2        |           | 115.0                  |           | 118.0         |           | 151.6          |           | 113.9               |           | 112.8                  |           | 113.1         |           | 149.6          |           |
| 2020 Aug.                      | 119.7        | 119.7     | 116.6                  | 117.0     | 119.5         | 119.3     | 155.2          | 155.6     | 115.3               | 115.3     | 114.3                  | 114.7     | 114.4         | 114.3     | 153.3          | 153.7     |
| 2020 Sep.                      | 121.2        |           | 119.5                  |           | 120.5         |           | 160.1          |           | 116.7               |           | 117.0                  |           | 115.4         |           | 158.2          |           |
| 2020 Oct.                      | 122.7        |           | 122.5                  |           | 121.5         |           | 166.4          |           | 118.2               |           | 119.9                  |           | 116.4         |           | 164.4          |           |
| 2020 Nov.                      | 123.9        | 123.7     | 125.5                  | 125.6     | 122.2         | 122.0     | 168.4          | 169.0     | 119.0               | 119.0     | 122.9                  | 122.9     | 116.7         | 116.6     | 166.4          | 167.1     |
| 2020 Dec.                      | 124.6        |           | 128.8                  |           | 122.2         |           | 172.3          |           | 119.7               |           | 125.9                  |           | 116.8         |           | 170.4          |           |
| 2021 Jan. <sup>3</sup>         | 126.0        |           | 133.1                  |           | 122.9         |           | 178.9          |           | 121.0               |           | 129.6                  |           | 117.4         |           | 176.4          |           |
| 2021 Feb.                      | 128.0        | 128.0     | 137.2                  | 137.4     | 124.4         | 124.4     | 181.2          | 182.4     | 122.6               | 122.7     | 132.9                  | 132.9     | 118.7         | 118.7     | 178.7          | 179.7     |
| 2021 Mar.                      | 130.1        |           | 142.0                  |           | 125.8         |           | 187.0          |           | 124.4               |           | 136.3                  |           | 119.9         |           | 184.1          |           |

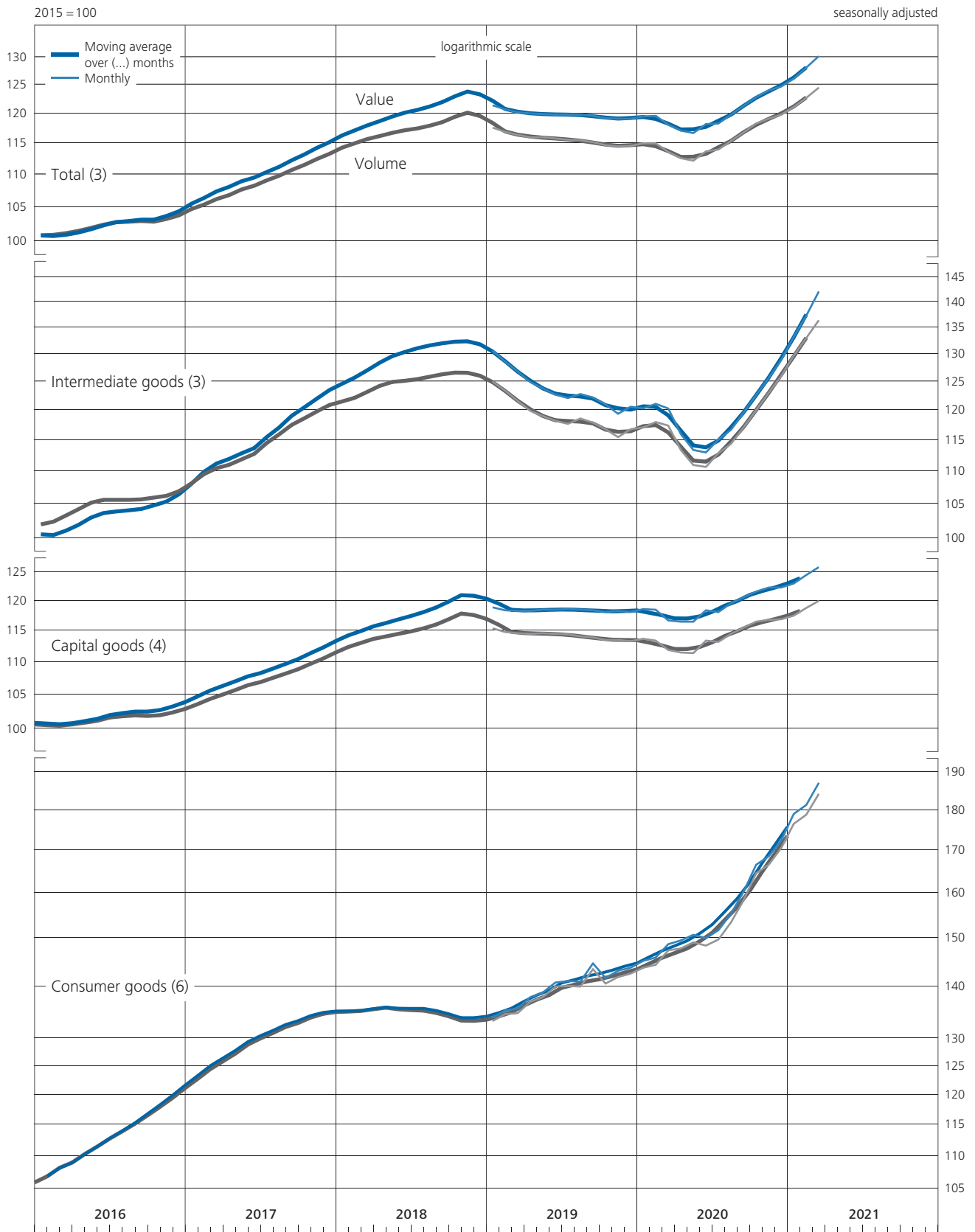
Source of the unadjusted figures: Federal Statistical Office. \* See explanatory notes, section on classifications; figures for specialist sections of local units; excluding value added tax; based on reports from local units with at least 50 employed persons. <sup>1</sup> As of

2018 stock of orders at 2015 prices, previously at 2010 prices. <sup>2</sup> Share of total stock of orders by industry in base year 2015. <sup>3</sup> Figures as of January 2021 provisional.

### III. Economic activity and prices

#### 3. Stock of orders

##### a) Stock of orders by industry,\* by main grouping



\* Excluding value added tax.

### III. Economic activity and prices

#### 3. Stock of orders

##### b) Stock of orders by industry \* from the domestic market

2015 = 100

seasonally adjusted

| Percentage weight <sup>2</sup> | Value        |           |                        |           |               |           |                |           | Volume <sup>1</sup> |           |                        |           |               |           |                |           |
|--------------------------------|--------------|-----------|------------------------|-----------|---------------|-----------|----------------|-----------|---------------------|-----------|------------------------|-----------|---------------|-----------|----------------|-----------|
|                                | Industry (R) |           | Intermediate goods (R) |           | Capital goods |           | Consumer goods |           | Industry (R)        |           | Intermediate goods (R) |           | Capital goods |           | Consumer goods |           |
|                                | 32.94        |           | 9.48                   |           | 22.67         |           | 0.79           |           | 32.94               |           | 9.48                   |           | 22.67         |           | 0.79           |           |
| Period                         | monthly      | quarterly | monthly                | quarterly | monthly       | quarterly | monthly        | quarterly | monthly             | quarterly | monthly                | quarterly | monthly       | quarterly | monthly        | quarterly |
| 2015 Nov.                      | 100.6        | 100.6     | 101.4                  | 101.2     | 100.3         | 100.3     | 101.2          | 101.3     | 100.7               | 100.6     | 102.0                  | 101.8     | 100.1         | 100.1     | 100.8          | 100.8     |
| Dec.                           | 100.8        |           | 101.4                  |           | 100.5         |           | 102.3          |           | 100.8               |           | 102.3                  |           | 100.2         |           | 101.8          |           |
| 2016 Jan.                      | 100.6        |           | 100.5                  |           | 100.6         |           | 102.5          |           | 101.1               |           | 102.3                  |           | 100.5         |           | 102.0          |           |
| Feb.                           | 100.4        | 100.5     | 100.2                  | 100.4     | 100.4         | 100.5     | 104.4          | 103.9     | 101.0               | 101.0     | 102.3                  | 102.4     | 100.3         | 100.3     | 103.9          | 103.4     |
| Mar.                           | 100.6        |           | 100.4                  |           | 100.5         |           | 104.7          |           | 101.0               |           | 102.7                  |           | 100.2         |           | 104.2          |           |
| Apr.                           | 101.1        |           | 102.7                  |           | 100.2         |           | 107.1          |           | 101.6               |           | 105.3                  |           | 99.9          |           | 106.5          |           |
| May                            | 102.0        | 102.0     | 103.8                  | 103.6     | 101.0         | 101.1     | 108.0          | 107.8     | 102.4               | 102.4     | 106.2                  | 106.0     | 100.7         | 100.8     | 107.4          | 107.2     |
| June                           | 102.9        |           | 104.4                  |           | 102.1         |           | 108.4          |           | 103.2               |           | 106.4                  |           | 101.7         |           | 107.6          |           |
| July                           | 102.6        |           | 104.7                  |           | 101.6         |           | 108.2          |           | 102.8               |           | 106.4                  |           | 101.1         |           | 107.3          |           |
| Aug.                           | 103.3        | 102.9     | 104.7                  | 104.7     | 102.6         | 102.0     | 106.9          | 107.6     | 103.3               | 102.9     | 106.3                  | 106.3     | 102.0         | 101.4     | 106.0          | 106.7     |
| Sep.                           | 102.8        |           | 104.7                  |           | 101.8         |           | 107.8          |           | 102.7               |           | 106.3                  |           | 101.1         |           | 106.8          |           |
| Oct.                           | 103.5        |           | 105.4                  |           | 102.5         |           | 108.4          |           | 103.3               |           | 106.9                  |           | 101.6         |           | 107.3          |           |
| Nov.                           | 103.5        | 104.2     | 106.2                  | 106.2     | 102.2         | 103.2     | 107.3          | 108.5     | 103.1               | 103.8     | 107.1                  | 107.1     | 101.3         | 102.3     | 106.3          | 107.5     |
| Dec.                           | 105.7        |           | 106.9                  |           | 105.0         |           | 109.9          |           | 105.1               |           | 107.4                  |           | 104.0         |           | 108.8          |           |
| 2017 Jan.                      | 106.9        |           | 108.9                  |           | 105.9         |           | 111.4          |           | 106.1               |           | 109.0                  |           | 104.8         |           | 110.3          |           |
| Feb.                           | 108.5        | 108.2     | 111.8                  | 111.2     | 107.0         | 106.8     | 111.7          | 111.7     | 107.5               | 107.2     | 111.3                  | 110.7     | 105.8         | 105.6     | 110.5          | 110.5     |
| Mar.                           | 109.2        |           | 113.0                  |           | 107.5         |           | 112.1          |           | 108.0               |           | 111.9                  |           | 106.3         |           | 110.8          |           |
| Apr.                           | 110.9        |           | 113.2                  |           | 109.8         |           | 113.2          |           | 109.5               |           | 112.0                  |           | 108.4         |           | 111.9          |           |
| May                            | 110.6        | 111.3     | 113.6                  | 113.8     | 109.2         | 110.1     | 113.6          | 113.8     | 109.1               | 109.9     | 112.3                  | 112.6     | 107.7         | 108.7     | 112.2          | 112.4     |
| June                           | 112.4        |           | 114.7                  |           | 111.4         |           | 114.6          |           | 111.0               |           | 113.6                  |           | 109.9         |           | 113.2          |           |
| July                           | 113.3        |           | 115.1                  |           | 112.4         |           | 116.4          |           | 111.6               |           | 113.8                  |           | 110.6         |           | 114.8          |           |
| Aug.                           | 114.9        | 114.7     | 119.0                  | 118.1     | 113.0         | 113.1     | 119.4          | 118.6     | 113.1               | 112.9     | 117.4                  | 116.5     | 111.1         | 111.2     | 117.9          | 117.0     |
| Sep.                           | 115.9        |           | 120.1                  |           | 114.0         |           | 119.9          |           | 113.9               |           | 118.2                  |           | 112.0         |           | 118.4          |           |
| Oct.                           | 117.4        |           | 122.2                  |           | 115.2         |           | 122.8          |           | 115.2               |           | 119.8                  |           | 113.1         |           | 121.2          |           |
| Nov.                           | 118.7        | 118.3     | 123.1                  | 123.1     | 116.6         | 116.1     | 124.1          | 122.7     | 116.4               | 116.0     | 120.6                  | 120.6     | 114.4         | 113.9     | 122.3          | 120.9     |
| Dec.                           | 118.8        |           | 124.0                  |           | 116.6         |           | 121.1          |           | 116.4               |           | 121.3                  |           | 114.2         |           | 119.3          |           |
| 2018 Jan.                      | 118.8        |           | 126.0                  |           | 115.6         |           | 124.4          |           | 116.0               |           | 122.3                  |           | 113.1         |           | 122.2          |           |
| Feb.                           | 118.8        | 119.0     | 126.6                  | 127.0     | 115.4         | 115.5     | 124.8          | 124.8     | 115.9               | 116.1     | 122.6                  | 123.1     | 112.8         | 112.9     | 122.6          | 122.6     |
| Mar.                           | 119.5        |           | 128.5                  |           | 115.5         |           | 125.2          |           | 116.4               |           | 124.4                  |           | 112.9         |           | 122.9          |           |
| Apr.                           | 119.5        |           | 128.9                  |           | 115.3         |           | 128.0          |           | 116.2               |           | 124.5                  |           | 112.4         |           | 125.5          |           |
| May                            | 119.8        | 119.8     | 129.1                  | 129.3     | 115.5         | 115.4     | 132.7          | 130.9     | 116.3               | 116.2     | 124.3                  | 124.5     | 112.5         | 112.4     | 130.1          | 128.3     |
| June                           | 120.0        |           | 129.9                  |           | 115.4         |           | 131.9          |           | 116.2               |           | 124.6                  |           | 112.3         |           | 129.4          |           |
| July                           | 120.7        |           | 130.7                  |           | 116.2         |           | 130.4          |           | 116.8               |           | 125.1                  |           | 112.9         |           | 127.8          |           |
| Aug.                           | 121.1        | 121.4     | 131.1                  | 131.3     | 116.6         | 117.0     | 132.3          | 130.9     | 117.1               | 117.4     | 125.5                  | 125.7     | 113.1         | 113.5     | 129.4          | 128.1     |
| Sep.                           | 122.4        |           | 132.0                  |           | 118.1         |           | 129.9          |           | 118.2               |           | 126.4                  |           | 114.4         |           | 127.0          |           |
| Oct.                           | 122.5        |           | 132.5                  |           | 118.1         |           | 128.5          |           | 118.2               |           | 127.0                  |           | 114.3         |           | 125.5          |           |
| Nov.                           | 123.8        | 123.7     | 133.2                  | 132.8     | 119.7         | 119.8     | 126.7          | 127.8     | 119.3               | 119.3     | 127.4                  | 127.1     | 115.7         | 115.8     | 123.7          | 124.7     |
| Dec.                           | 124.9        |           | 132.7                  |           | 121.5         |           | 128.2          |           | 120.3               |           | 127.0                  |           | 117.3         |           | 125.0          |           |
| 2019 Jan.                      | 124.6        |           | 131.5                  |           | 121.6         |           | 127.7          |           | 119.9               |           | 126.1                  |           | 117.2         |           | 124.4          |           |
| Feb.                           | 123.8        | 123.6     | 129.7                  | 129.3     | 121.1         | 121.1     | 130.0          | 129.2     | 119.2               | 119.0     | 124.7                  | 124.2     | 116.6         | 116.6     | 126.6          | 125.7     |
| Mar.                           | 122.5        |           | 126.8                  |           | 120.5         |           | 129.8          |           | 117.9               |           | 121.9                  |           | 115.9         |           | 126.2          |           |
| Apr.                           | 121.0        |           | 124.7                  |           | 119.2         |           | 127.3          |           | 116.3               |           | 119.9                  |           | 114.6         |           | 123.7          |           |
| May                            | 120.5        | 120.3     | 123.3                  | 123.2     | 119.0         | 118.8     | 128.6          | 128.8     | 115.8               | 115.6     | 118.8                  | 118.7     | 114.2         | 114.0     | 125.0          | 125.1     |
| June                           | 119.5        |           | 121.6                  |           | 118.2         |           | 130.4          |           | 114.8               |           | 117.4                  |           | 113.3         |           | 126.6          |           |
| July                           | 119.4        |           | 120.9                  |           | 118.3         |           | 132.5          |           | 114.7               |           | 116.9                  |           | 113.3         |           | 128.6          |           |
| Aug.                           | 119.2        | 119.0     | 120.8                  | 120.5     | 118.1         | 117.9     | 131.3          | 132.1     | 114.4               | 114.2     | 116.9                  | 116.6     | 112.9         | 112.8     | 127.3          | 128.1     |
| Sep.                           | 118.4        |           | 119.8                  |           | 117.4         |           | 132.4          |           | 113.6               |           | 115.9                  |           | 112.2         |           | 128.3          |           |
| Oct.                           | 117.5        |           | 118.4                  |           | 116.6         |           | 132.0          |           | 112.7               |           | 114.8                  |           | 111.3         |           | 128.0          |           |
| Nov.                           | 116.7        | 117.2     | 117.4                  | 117.8     | 115.8         | 116.3     | 133.5          | 133.6     | 111.8               | 112.3     | 113.8                  | 114.3     | 110.4         | 110.9     | 129.4          | 129.5     |
| Dec.                           | 117.3        |           | 117.6                  |           | 116.6         |           | 135.4          |           | 112.5               |           | 114.3                  |           | 111.1         |           | 131.2          |           |
| 2020 Jan.                      | 117.7        |           | 116.7                  |           | 117.4         |           | 137.4          |           | 112.9               |           | 113.7                  |           | 111.9         |           | 133.0          |           |
| Feb.                           | 117.5        | 116.9     | 117.1                  | 116.3     | 117.0         | 116.4     | 136.3          | 137.9     | 112.7               | 112.1     | 114.3                  | 113.5     | 111.4         | 110.8     | 131.8          | 133.4     |
| Mar.                           | 115.4        |           | 115.1                  |           | 114.7         |           | 140.1          |           | 110.7               |           | 112.6                  |           | 109.1         |           | 135.4          |           |
| Apr.                           | 114.6        |           | 111.8                  |           | 114.8         |           | 142.4          |           | 109.9               |           | 109.6                  |           | 109.1         |           | 137.4          |           |
| May                            | 114.2        | 115.9     | 109.8                  | 110.0     | 115.0         | 117.4     | 143.8          | 143.5     | 109.5               | 111.1     | 107.7                  | 107.9     | 109.3         | 111.6     | 138.7          | 138.4     |
| June                           | 119.0        |           | 108.5                  |           | 122.5         |           | 144.3          |           | 114.0               |           | 106.5                  |           | 116.3         |           | 139.1          |           |
| July                           | 119.1        |           | 111.0                  |           | 121.5         |           | 145.9          |           | 114.2               |           | 109.0                  |           | 115.4         |           | 140.6          |           |
| Aug.                           | 120.2        | 120.5     | 113.1                  | 113.4     | 122.2         | 122.5     | 149.6          | 150.1     | 115.2               | 115.5     | 110.9                  | 111.1     | 116.0         | 116.3     | 144.2          | 144.6     |
| Sep.                           | 122.2        |           | 116.0                  |           | 123.7         |           | 154.7          |           | 117.0               |           | 113.5                  |           | 117.4         |           | 148.9          |           |
| Oct.                           | 124.2        |           | 119.4                  |           | 124.9         |           | 162.9          |           | 118.9               |           | 116.8                  |           | 118.4         |           | 156.7          |           |
| Nov.                           | 125.6        | 125.3     | 123.0                  | 123.1     | 125.3         | 124.9     | 164.8          | 164.3     | 120.2               | 119.9     | 120.5                  | 120.4     | 118.8         | 118.4     | 158.7          | 158.2     |
| Dec.                           | 126.1        |           | 126.8                  |           | 124.5         |           | 165.3          |           | 120.6               |           | 124.0                  |           | 117.9         |           | 159.2          |           |
| 2021 Jan. <sup>3</sup>         | 128.0        |           | 130.7                  |           | 125.2         |           | 177.3          |           | 122.3               |           | 127.3                  |           | 118.5         |           | 169.9          |           |
| Feb.                           | 130.8        | 130.9     | 135.2                  | 135.4     | 127.3         | 127.3     | 179.8          | 180.9     | 124.6               | 124.6     | 131.1                  | 131.0     | 120.3         | 120.3     | 172.1          | 173.2     |
| Mar.                           | 133.9        |           | 140.2                  |           | 129.5         |           | 185.7          |           | 127.0               |           | 134.5                  |           | 122.1         |           | 177.6          |           |

Source of the unadjusted figures: Federal Statistical Office. \* See explanatory notes, section on classifications; figures for specialist sections of local units; excluding value added tax; based on reports from local units with at least 50 employed persons. <sup>1</sup> As of

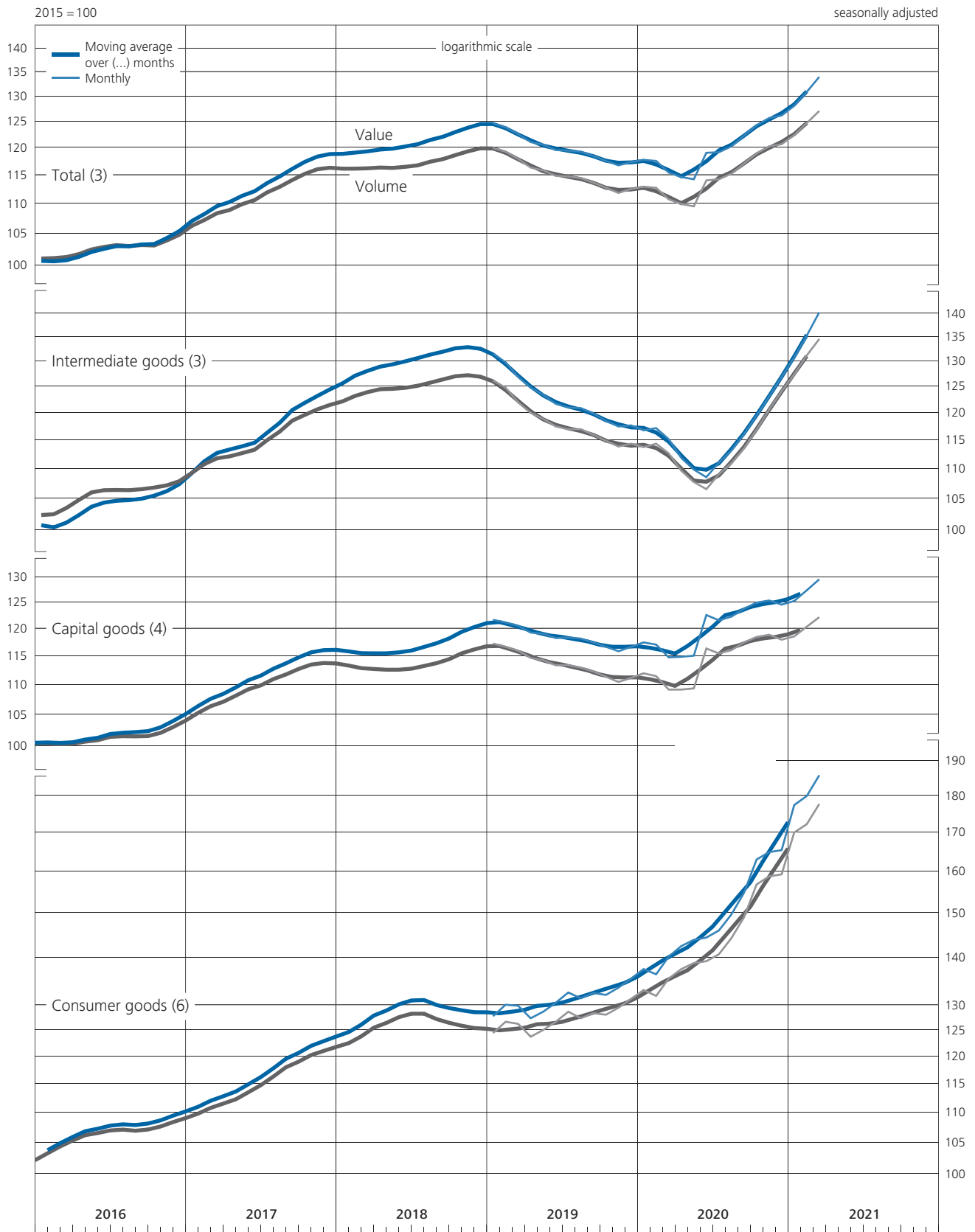
2018 stock of orders at 2015 prices, previously at 2010 prices. <sup>2</sup> Share of total stock of orders by industry in base year 2015. <sup>3</sup> Figures as of January 2021 provisional.



### III. Economic activity and prices

#### 3. Stock of orders

##### b) Stock of orders by industry\* from the domestic market



\* Excluding value added tax.

### III. Economic activity and prices

#### 3. Stock of orders

##### c) Stock of orders by industry \* from abroad

2015 = 100

seasonally adjusted

| Percentage weight <sup>2</sup> | Value    |           |                    |           |               |           |                |           | Volume <sup>1</sup> |           |                    |           |               |           |                |           |
|--------------------------------|----------|-----------|--------------------|-----------|---------------|-----------|----------------|-----------|---------------------|-----------|--------------------|-----------|---------------|-----------|----------------|-----------|
|                                | Industry |           | Intermediate goods |           | Capital goods |           | Consumer goods |           | Industry            |           | Intermediate goods |           | Capital goods |           | Consumer goods |           |
|                                | 67.06    |           | 8.95               |           | 56.62         |           | 1.49           |           | 67.06               |           | 8.95               |           | 56.62         |           | 1.49           |           |
| Period                         | monthly  | quarterly | monthly            | quarterly | monthly       | quarterly | monthly        | quarterly | monthly             | quarterly | monthly            | quarterly | monthly       | quarterly | monthly        | quarterly |
| 2015 Nov.                      | 101.4    | 101.2     | 99.8               | 100.0     | 101.6         | 101.2     | 103.9          | 107.4     | 101.2               | 101.0     | 100.2              | 100.4     | 101.3         | 100.9     | 103.9          | 107.6     |
| 2015 Dec.                      | 101.2    |           | 100.0              |           | 101.1         |           | 111.2          |           | 101.0               |           | 100.5              |           | 100.8         |           | 111.4          |           |
| 2016 Jan.                      | 100.5    |           | 99.9               |           | 100.4         |           | 106.6          |           | 100.4               |           | 101.3              |           | 100.1         |           | 106.9          |           |
| 2016 Feb.                      | 100.8    | 100.8     | 100.9              | 100.4     | 100.6         | 100.6     | 107.0          | 107.6     | 100.9               | 100.8     | 102.7              | 102.1     | 100.5         | 100.4     | 107.5          | 108.0     |
| 2016 Mar.                      | 101.0    |           | 100.4              |           | 100.9         |           | 109.3          |           | 101.1               |           | 102.4              |           | 100.7         |           | 109.6          |           |
| 2016 Apr.                      | 101.0    |           | 101.5              |           | 100.6         |           | 112.1          |           | 101.1               |           | 103.7              |           | 100.4         |           | 112.5          |           |
| 2016 May                       | 101.6    | 101.5     | 102.2              | 102.1     | 101.2         | 101.1     | 112.1          | 113.1     | 101.7               | 101.6     | 104.3              | 104.2     | 101.0         | 100.9     | 112.5          | 113.6     |
| 2016 June                      | 102.0    |           | 102.7              |           | 101.6         |           | 115.2          |           | 102.0               |           | 104.5              |           | 101.3         |           | 115.8          |           |
| 2016 July                      | 102.8    |           | 103.5              |           | 102.3         |           | 115.8          |           | 102.7               |           | 105.2              |           | 102.0         |           | 116.2          |           |
| 2016 Aug.                      | 103.0    | 102.9     | 102.7              | 103.2     | 102.7         | 102.4     | 117.0          | 117.5     | 102.9               | 102.7     | 104.2              | 104.7     | 102.3         | 102.0     | 117.3          | 117.8     |
| 2016 Sep.                      | 102.8    |           | 103.4              |           | 102.3         |           | 119.7          |           | 102.6               |           | 104.6              |           | 101.8         |           | 120.0          |           |
| 2016 Oct.                      | 103.2    |           | 103.9              |           | 102.6         |           | 122.4          |           | 102.9               |           | 105.0              |           | 102.0         |           | 122.7          |           |
| 2016 Nov.                      | 102.9    | 103.3     | 104.4              | 104.3     | 102.1         | 102.6     | 124.2          | 125.0     | 102.5               | 102.8     | 105.1              | 105.1     | 101.5         | 101.9     | 124.3          | 124.9     |
| 2016 Dec.                      | 103.8    |           | 104.7              |           | 103.0         |           | 128.3          |           | 103.1               |           | 105.2              |           | 102.1         |           | 127.7          |           |
| 2017 Jan.                      | 104.7    |           | 107.1              |           | 103.7         |           | 128.0          |           | 103.8               |           | 107.2              |           | 102.6         |           | 127.7          |           |
| 2017 Feb.                      | 105.6    | 105.4     | 108.4              | 108.4     | 104.5         | 104.3     | 129.2          | 130.2     | 104.5               | 104.4     | 108.0              | 108.2     | 103.3         | 103.1     | 128.8          | 129.9     |
| 2017 Mar.                      | 106.0    |           | 109.7              |           | 104.7         |           | 133.4          |           | 104.8               |           | 109.3              |           | 103.4         |           | 133.2          |           |
| 2017 Apr.                      | 107.2    |           | 110.5              |           | 106.0         |           | 135.2          |           | 106.0               |           | 109.8              |           | 104.7         |           | 135.0          |           |
| 2017 May                       | 107.6    | 107.7     | 111.0              | 111.6     | 106.3         | 106.3     | 136.8          | 136.7     | 106.4               | 106.5     | 110.3              | 110.9     | 105.0         | 105.0     | 136.8          | 136.6     |
| 2017 June                      | 108.3    |           | 113.4              |           | 106.7         |           | 138.2          |           | 107.1               |           | 112.7              |           | 105.4         |           | 138.1          |           |
| 2017 July                      | 108.5    |           | 113.6              |           | 106.9         |           | 138.1          |           | 107.4               |           | 113.1              |           | 105.7         |           | 138.1          |           |
| 2017 Aug.                      | 109.4    | 109.4     | 116.3              | 115.9     | 107.5         | 107.6     | 139.8          | 139.1     | 108.2               | 108.2     | 115.8              | 115.2     | 106.2         | 106.3     | 140.0          | 139.2     |
| 2017 Sep.                      | 110.2    |           | 117.7              |           | 108.3         |           | 139.4          |           | 109.0               |           | 116.8              |           | 107.0         |           | 139.6          |           |
| 2017 Oct.                      | 111.1    |           | 118.2              |           | 109.2         |           | 139.2          |           | 109.7               |           | 116.6              |           | 107.8         |           | 139.3          |           |
| 2017 Nov.                      | 111.7    | 112.1     | 120.8              | 120.6     | 109.5         | 110.0     | 141.4          | 140.7     | 110.2               | 110.6     | 119.2              | 118.8     | 108.0         | 108.5     | 141.7          | 140.9     |
| 2017 Dec.                      | 113.6    |           | 122.8              |           | 111.4         |           | 141.6          |           | 111.9               |           | 120.6              |           | 109.7         |           | 141.8          |           |
| 2018 Jan.                      | 114.7    |           | 123.5              |           | 112.6         |           | 142.8          |           | 113.1               |           | 120.6              |           | 111.1         |           | 143.7          |           |
| 2018 Feb.                      | 116.6    | 116.1     | 124.0              | 124.1     | 114.8         | 114.2     | 142.6          | 141.5     | 114.9               | 114.4     | 120.8              | 120.9     | 113.2         | 112.6     | 144.1          | 142.7     |
| 2018 Mar.                      | 116.9    |           | 124.7              |           | 115.1         |           | 139.0          |           | 115.1               |           | 121.4              |           | 113.4         |           | 140.4          |           |
| 2018 Apr.                      | 118.0    |           | 128.5              |           | 115.9         |           | 136.6          |           | 116.0               |           | 124.7              |           | 114.1         |           | 137.9          |           |
| 2018 May                       | 119.3    | 119.1     | 130.0              | 129.7     | 117.1         | 117.0     | 137.7          | 137.7     | 116.9               | 116.8     | 125.6              | 125.3     | 115.0         | 114.9     | 138.7          | 138.7     |
| 2018 June                      | 120.1    |           | 130.7              |           | 117.9         |           | 138.9          |           | 117.5               |           | 125.5              |           | 115.7         |           | 139.5          |           |
| 2018 July                      | 120.4    |           | 131.4              |           | 118.1         |           | 142.5          |           | 117.7               |           | 125.4              |           | 115.8         |           | 143.5          |           |
| 2018 Aug.                      | 120.8    | 121.0     | 132.1              | 131.8     | 118.6         | 118.8     | 136.8          | 138.5     | 117.8               | 118.0     | 126.2              | 125.9     | 116.0         | 116.3     | 137.6          | 139.3     |
| 2018 Sep.                      | 121.7    |           | 131.8              |           | 119.7         |           | 136.2          |           | 118.6               |           | 126.1              |           | 117.0         |           | 136.9          |           |
| 2018 Oct.                      | 122.9    |           | 131.8              |           | 121.2         |           | 136.3          |           | 119.7               |           | 126.0              |           | 118.3         |           | 136.9          |           |
| 2018 Nov.                      | 124.0    | 123.7     | 131.8              | 131.7     | 122.4         | 122.1     | 137.3          | 136.2     | 120.8               | 120.4     | 125.9              | 125.8     | 119.6         | 119.2     | 138.0          | 136.9     |
| 2018 Dec.                      | 124.1    |           | 131.4              |           | 122.7         |           | 135.0          |           | 120.8               |           | 125.4              |           | 119.7         |           | 135.8          |           |
| 2019 Jan.                      | 119.7    |           | 129.4              |           | 117.7         |           | 137.0          |           | 116.3               |           | 123.6              |           | 114.6         |           | 137.9          |           |
| 2019 Feb.                      | 119.0    | 119.2     | 127.3              | 127.7     | 117.2         | 117.4     | 138.0          | 137.9     | 115.6               | 115.8     | 121.9              | 122.2     | 114.0         | 114.2     | 138.7          | 138.6     |
| 2019 Mar.                      | 119.0    |           | 126.5              |           | 117.3         |           | 138.7          |           | 115.5               |           | 121.1              |           | 114.0         |           | 139.2          |           |
| 2019 Apr.                      | 119.3    |           | 124.9              |           | 117.8         |           | 143.3          |           | 115.7               |           | 119.7              |           | 114.3         |           | 143.8          |           |
| 2019 May                       | 119.5    | 119.5     | 124.1              | 124.2     | 118.1         | 118.1     | 144.0          | 144.5     | 115.9               | 115.9     | 119.1              | 119.2     | 114.6         | 114.6     | 144.6          | 145.1     |
| 2019 June                      | 119.8    |           | 123.7              |           | 118.5         |           | 146.2          |           | 116.1               |           | 118.9              |           | 114.8         |           | 146.9          |           |
| 2019 July                      | 119.8    |           | 123.1              |           | 118.6         |           | 145.5          |           | 115.9               |           | 118.4              |           | 114.7         |           | 146.0          |           |
| 2019 Aug.                      | 119.9    | 119.9     | 124.8              | 124.2     | 118.5         | 118.6     | 146.0          | 147.5     | 115.9               | 115.9     | 120.2              | 119.5     | 114.4         | 114.5     | 146.5          | 147.9     |
| 2019 Sep.                      | 120.1    |           | 124.6              |           | 118.6         |           | 151.1          |           | 115.9               |           | 119.9              |           | 114.4         |           | 151.3          |           |
| 2019 Oct.                      | 119.9    |           | 123.5              |           | 118.6         |           | 146.7          |           | 115.5               |           | 118.8              |           | 114.2         |           | 147.1          |           |
| 2019 Nov.                      | 120.1    | 120.0     | 121.3              | 122.8     | 119.2         | 118.8     | 148.2          | 147.7     | 115.7               | 115.6     | 117.0              | 118.4     | 114.6         | 114.3     | 148.4          | 148.0     |
| 2019 Dec.                      | 119.9    |           | 123.5              |           | 118.6         |           | 148.1          |           | 115.5               |           | 119.3              |           | 114.0         |           | 148.4          |           |
| 2020 Jan.                      | 120.3    |           | 123.9              |           | 119.0         |           | 149.2          |           | 115.9               |           | 120.5              |           | 114.3         |           | 149.3          |           |
| 2020 Feb.                      | 120.4    | 120.0     | 125.2              | 124.9     | 118.9         | 118.4     | 150.8          | 151.0     | 115.9               | 115.6     | 121.6              | 121.4     | 114.1         | 113.7     | 150.9          | 151.2     |
| 2020 Mar.                      | 119.3    |           | 125.6              |           | 117.4         |           | 153.1          |           | 114.9               |           | 122.2              |           | 112.8         |           | 153.5          |           |
| 2020 Apr.                      | 118.2    |           | 120.2              |           | 117.0         |           | 153.1          |           | 113.8               |           | 117.2              |           | 112.3         |           | 153.2          |           |
| 2020 May                       | 117.7    | 117.8     | 116.9              | 118.2     | 116.9         | 116.9     | 154.2          | 153.4     | 113.3               | 113.5     | 114.2              | 115.5     | 112.1         | 112.2     | 154.4          | 153.6     |
| 2020 June                      | 117.6    |           | 117.6              |           | 116.7         |           | 152.9          |           | 113.4               |           | 115.0              |           | 112.1         |           | 153.2          |           |
| 2020 July                      | 117.8    |           | 119.3              |           | 116.6         |           | 154.6          |           | 113.7               |           | 116.8              |           | 112.2         |           | 154.4          |           |
| 2020 Aug.                      | 119.5    | 119.3     | 120.3              | 120.9     | 118.4         | 118.1     | 158.1          | 158.5     | 115.3               | 115.2     | 117.9              | 118.5     | 113.8         | 113.5     | 158.1          | 158.5     |
| 2020 Sep.                      | 120.7    |           | 123.1              |           | 119.2         |           | 162.9          |           | 116.5               |           | 120.7              |           | 114.6         |           | 163.1          |           |
| 2020 Oct.                      | 122.0    |           | 125.7              |           | 120.2         |           | 168.3          |           | 117.8               |           | 123.2              |           | 115.6         |           | 168.5          |           |
| 2020 Nov.                      | 123.0    | 122.9     | 128.2              | 128.3     | 121.0         | 120.8     | 170.3          | 171.5     | 118.4               | 118.5     | 125.5              | 125.6     | 115.9         | 116.0     | 170.5          | 171.8     |
| 2020 Dec.                      | 123.8    |           | 131.0              |           | 121.3         |           | 176.0          |           | 119.3               |           | 128.0              |           | 116.4         |           | 176.3          |           |
| 2021 Jan. <sup>3</sup>         | 125.1    |           | 135.7              |           | 122.0         |           | 179.7          |           | 120.3               |           | 132.1              |           | 116.9         |           | 179.9          |           |
| 2021 Feb.                      | 126.6    | 126.7     | 139.3              | 139.6     | 123.2         | 123.2     | 182.0          | 183.1     | 121.6               | 121.7     | 134.8              | 135.0     | 118.0         | 118.0     | 182.2          | 183.2     |
| 2021 Mar.                      | 128.3    |           | 143.9              |           | 124.3         |           | 187.7          |           | 123.1               |           | 138.2              |           | 119.0         |           | 187.5          |           |

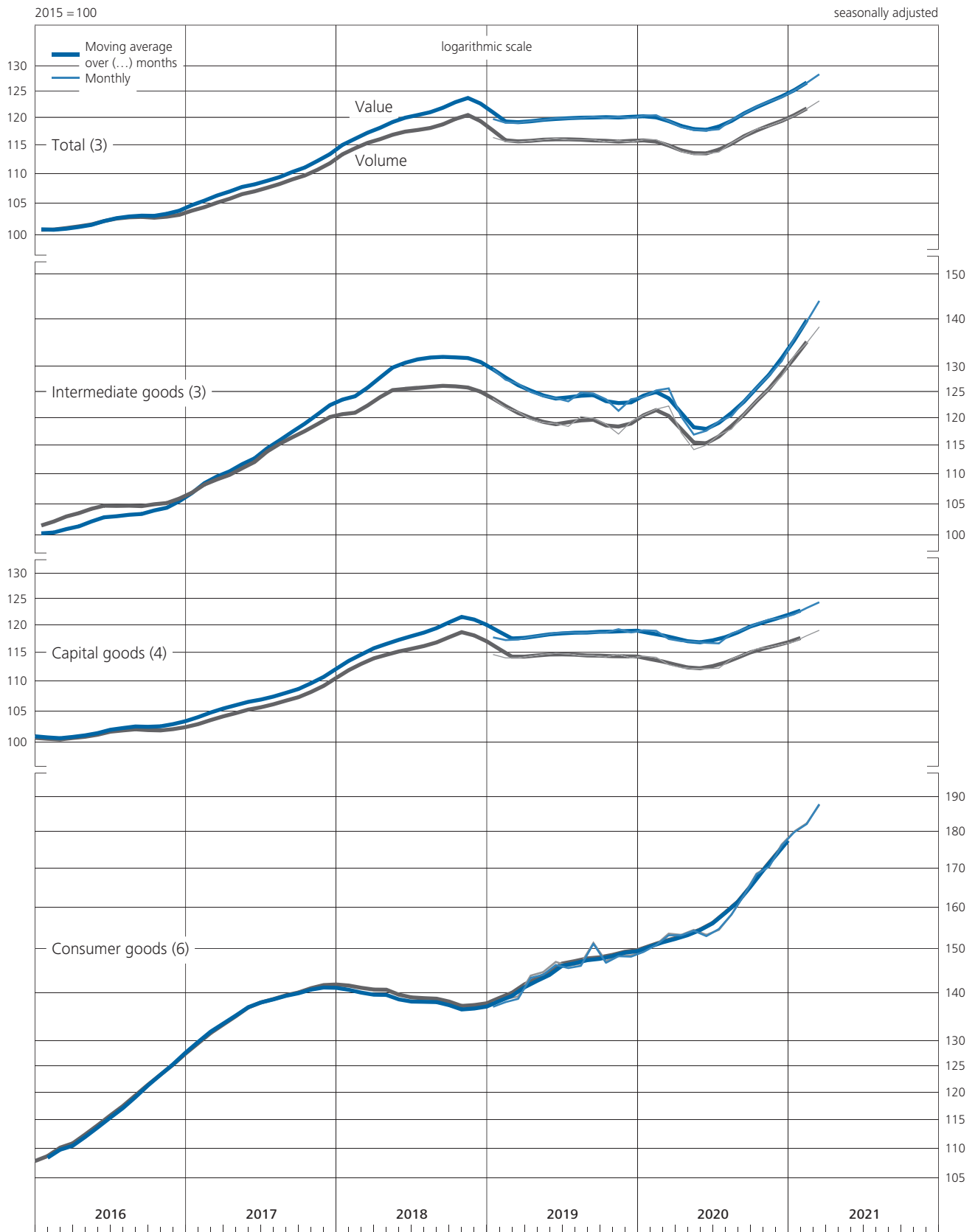
Source of the unadjusted figures: Federal Statistical Office. \* See explanatory notes, section on classifications; figures for specialist sections of local units; excluding value added tax; based on reports from local units with at least 50 employed persons. <sup>1</sup> As of

2018 stock of orders at 2015 prices, previously at 2010 prices. <sup>2</sup> Share of total stock of orders by industry in base year 2015. <sup>3</sup> Figures as of January 2021 provisional.

III. Economic activity and prices

3. Stock of orders

c) Stock of orders by industry\* from abroad



\* Excluding value added tax.

### III. Economic activity and prices

#### 3. Stock of orders

##### d) Stock of orders by selected branches of industry \* - value

2015 = 100

seasonally adjusted

|                               | Manufacture of chemicals, chemical products, basic pharmaceutical products and pharmaceutical preparations |           | Manufacture of basic metals and fabricated metal products, except machinery and equipment |           | Manufacture of computer, electronic, optical products and of electrical equipment |           | Manufacture of machinery and equipment n.e.c. |           | Manufacture of motor vehicles, trailers and semi-trailers |           | Memo item:  |  |                            |           |        |  |
|-------------------------------|--|-----------|---|-----------|---|-----------|---|-----------|---|-----------|---|--|----------------------------|-----------|--------|--|
|                               |  |           |   |           |   |           |   |           |   |           | Industry excluding manufacture of other transport equipment | Capital goods excluding manufacture of other transport equipment |                            |           |        |  |
| WZ 2008 1                     | 20 and 21  |           | 24 and 25   |           | 26 and 27   |           | 28  |           | 29  |           | Industry excluding 30                                       |  | Capital goods excluding 30 |           |        |  |
| <b>Total</b>                  |  |           |   |           |   |           |   |           |   |           |   |  |                            |           |        |  |
| Percentage weight 2<br>Period | 2.75   |           | 11.28   |           | 11.17   |           | 29.21   |           | 15.06   |           | 70.92   |  | 50.29                      |           |        |  |
|                               | monthly  | quarterly | monthly   | quarterly | monthly   | quarterly | monthly                                       | quarterly | monthly   | quarterly | monthly   | quarterly  | monthly                    | quarterly |        |  |
|                               | (R)  |           | (R)   |           |   |           |   |           |   |           | (R)   |  |                            |           |        |  |
| 2018 Nov.                     | 142.5  | 142.6     | 127.9   | 128.3     | 133.7   | 132.6     | 119.7   | 119.5     | 136.2   | 135.4     | 127.7   | 127.3  | 125.7                      | 125.3     |        |  |
| Dec.                          | 140.8  |           | 127.3   |           | 133.1   |           | 119.5   |           | 139.2   |           | 128.2   |  | 126.6                      |           |        |  |
| 2019 Jan.                     | 140.9  |           | 126.3   |           | 131.0   |           | 119.4   |           | 133.6   |           | 126.8   |  | 125.2                      |           |        |  |
| Feb.                          | 138.6  | 139.4     | 125.3   | 125.5     | 129.7   | 129.9     | 118.8   | 118.6     | 130.3   | 131.6     | 125.6   | 125.6  | 124.2                      | 124.2     |        |  |
| Mar.                          | 138.8  |           | 125.0   |           | 128.9   |           | 117.6   |           | 130.9   |           | 124.4   |  | 123.1                      |           |        |  |
| Apr.                          | 141.8  |           | 123.7   |           | 128.3   |           | 117.1   |           | 131.4   |           | 124.0   |  | 123.0                      |           |        |  |
| May                           | 142.8  | 142.8     | 123.6   | 123.1     | 128.0   | 128.0     | 116.2   | 116.5     | 130.3   | 130.6     | 123.0   | 123.3  | 122.1                      | 122.4     |        |  |
| June                          | 143.9  |           | 122.1   |           | 127.8   |           | 116.1   |           | 130.2   |           | 122.8   |  | 122.2                      |           |        |  |
| July                          | 144.0  |           | 121.4   |           | 128.1   |           | 115.8   |           | 130.2   |           | 122.6   |  | 122.1                      |           |        |  |
| Aug.                          | 144.7  | 145.7     | 121.5   | 121.1     | 128.6   | 128.3     | 115.5   | 115.6     | 129.8   | 129.7     | 122.7   | 122.5  | 122.0                      | 121.9     |        |  |
| Sep.                          | 148.3  |           | 120.4   |           | 128.2   |           | 115.6   |           | 129.0   |           | 122.3   |  | 121.5                      |           |        |  |
| Oct.                          | 147.3  |           | 119.3   |           | 126.3   |           | 115.1   |           | 126.5   |           | 121.3   |  | 120.6                      |           |        |  |
| Nov.                          | 145.4  | 145.7     | 117.9   | 118.4     | 125.4   | 126.3     | 114.4   | 114.5     | 127.4   | 127.2     | 121.0   | 121.2  | 120.7                      | 120.6     |        |  |
| Dec.                          | 144.4  |           | 118.0   |           | 127.1   |           | 114.0   |           | 127.7   |           | 121.2   |  | 120.6                      |           |        |  |
| 2020 Jan.                     | 145.5  |           | 116.9   |           | 126.8   |           | 113.3   |           | 128.2   |           | 121.3   |  | 120.7                      |           |        |  |
| Feb.                          | 148.3  | 147.7     | 115.9   | 115.9     | 128.3   | 128.0     | 112.5   | 112.2     | 128.0   | 127.7     | 121.2   | 120.6  | 120.2                      | 119.6     |        |  |
| Mar.                          | 149.4  |           | 115.0   |           | 129.0   |           | 110.7   |           | 126.8   |           | 119.4   |  | 117.9                      |           |        |  |
| Apr.                          | 148.5  |           | 111.5   |           | 127.5   |           | 110.2   |           | 125.9   |           | 118.0   |  | 117.4                      |           |        |  |
| May                           | 147.6  | 148.0     | 108.5   | 109.6     | 126.8   | 127.4     | 110.3   | 110.2     | 127.3   | 127.9     | 117.5   | 118.0  | 117.7                      | 118.0     |        |  |
| June                          | 147.9  |           | 108.8   |           | 127.9   |           | 110.1   |           | 130.4   |           | 118.4   |  | 119.0                      |           |        |  |
| July                          | 150.7  |           | 110.1   |           | 130.0   |           | 108.4   |           | 133.0   |           | 118.8   |  | 118.8                      |           |        |  |
| Aug.                          | 154.5  | 154.0     | 110.5   | 111.7     | 131.4   | 131.5     | 110.1   | 109.5     | 135.2   | 136.0     | 120.6   | 120.7  | 120.8                      | 120.7     |        |  |
| Sep.                          | 156.8  |           | 114.5   |           | 133.0   |           | 110.0   |           | 139.8   |           | 122.7   |  | 122.4                      |           |        |  |
| Oct.                          | 161.6  |           | 116.9   |           | 134.4   |           | 110.8   |           | 144.8   |           | 124.9   |  | 124.2                      |           |        |  |
| Nov.                          | 166.2  | 166.3     | 119.9   | 119.6     | 136.6   | 136.5     | 112.2   | 112.1     | 142.0   | 142.5     | 126.2   | 126.2  | 124.8                      | 124.8     |        |  |
| Dec.                          | 171.1  |           | 121.9   |           | 138.5   |           | 113.2   |           | 140.7   |           | 127.5   |  | 125.3                      |           |        |  |
| 2021 Jan. 3                   | 178.1  |           | 124.4   |           | 141.6   |           | 114.1   |           | 143.4   |           | 129.8   |  | 126.7                      |           |        |  |
| Feb.                          | 182.7  | 183.8     | 128.2   | 128.3     | 144.1   | 145.1     | 115.5   | 115.7     | 147.4   | 148.1     | 132.7   | 132.8  | 129.2                      | 129.2     |        |  |
| Mar.                          | 190.6  |           | 132.3   |           | 149.6   |           | 117.6   |           | 153.6   |           | 136.0   |  | 131.8                      |           |        |  |
| <b>Domestic and abroad</b>    |  |           |   |           |   |           |   |           |   |           |   |  |                            |           |        |  |
| Percentage weight 2<br>Period | Domestic   |           | Abroad  |           | Domestic  |           | Abroad  |           | Domestic  |           | Abroad  |  | Domestic                   |           | Abroad |  |
|                               | (R)  |           | (R)   |           |   |           |   |           |   |           | (R)   |  |                            |           |        |  |
| 2019 Q1                       | 138.2  | 140.1     | 128.6   | 121.6     | 130.9   | 129.1     | 121.1   | 117.5     | 117.1   | 140.3     | 125.0   | 126.0  | 122.4                      | 125.0     |        |  |
| Q2                            | 139.4  | 144.5     | 125.3   | 120.3     | 127.8   | 128.3     | 116.0   | 116.7     | 116.2   | 139.2     | 120.8   | 124.8  | 119.0                      | 124.2     |        |  |
| Q3                            | 144.5  | 146.2     | 122.9   | 118.7     | 125.8   | 130.2     | 113.8   | 116.4     | 114.5   | 138.6     | 118.9   | 124.8  | 117.4                      | 124.1     |        |  |
| Q4                            | 143.1  | 147.0     | 120.1   | 116.1     | 122.7   | 129.0     | 110.6   | 116.1     | 112.8   | 135.8     | 116.8   | 123.9  | 115.5                      | 123.2     |        |  |
| 2020 Q1                       | 143.4  | 149.9     | 117.1   | 114.4     | 121.8   | 132.7     | 108.2   | 113.8     | 111.4   | 137.4     | 115.6   | 123.7  | 114.2                      | 122.4     |        |  |
| Q2                            | 143.6  | 150.2     | 111.0   | 107.8     | 124.3   | 129.7     | 106.8   | 111.6     | 114.7   | 135.7     | 113.6   | 120.6  | 114.3                      | 119.9     |        |  |
| Q3                            | 150.2  | 155.8     | 113.1   | 109.9     | 132.6   | 130.6     | 106.8   | 110.7     | 123.2   | 143.6     | 117.5   | 122.7  | 118.5                      | 121.7     |        |  |
| Q4                            | 162.5  | 168.2     | 120.9   | 117.8     | 139.3   | 134.3     | 108.3   | 113.7     | 125.6   | 152.5     | 123.0   | 128.2  | 121.4                      | 126.5     |        |  |
| 2021 Q1 3                     | 182.6  | 184.4     | 129.7   | 126.5     | 149.2   | 142.0     | 112.1   | 117.2     | 126.7   | 160.9     | 129.9   | 134.6  | 124.9                      | 131.4     |        |  |
| 2020 Mar.                     | 142.9  | 152.6     | 115.6   | 114.2     | 122.5   | 133.9     | 107.1   | 112.2     | 108.5   | 137.7     | 114.0   | 122.8  | 112.3                      | 120.8     |        |  |
| Apr.                          | 142.3  | 151.5     | 112.6   | 110.1     | 122.5   | 131.2     | 106.9   | 111.6     | 109.5   | 135.6     | 113.1   | 121.0  | 112.4                      | 119.9     |        |  |
| May                           | 143.4  | 149.7     | 110.0   | 106.6     | 123.7   | 129.2     | 106.8   | 111.8     | 113.3   | 135.7     | 112.7   | 120.4  | 113.0                      | 120.0     |        |  |
| June                          | 145.1  | 149.3     | 110.3   | 106.7     | 126.7   | 128.8     | 106.7   | 111.5     | 121.4   | 135.8     | 115.1   | 120.4  | 117.5                      | 119.8     |        |  |
| July                          | 147.3  | 152.4     | 111.5   | 108.3     | 130.7   | 129.4     | 106.4   | 109.3     | 122.4   | 139.3     | 116.1   | 120.5  | 117.7                      | 119.4     |        |  |
| Aug.                          | 149.8  | 156.8     | 112.2   | 108.2     | 132.9   | 130.2     | 107.0   | 111.4     | 122.6   | 142.7     | 117.1   | 122.8  | 118.1                      | 122.1     |        |  |
| Sep.                          | 153.6  | 158.3     | 115.6   | 113.1     | 134.1   | 132.2     | 107.0   | 111.3     | 124.6   | 148.8     | 119.3   | 124.8  | 119.8                      | 123.7     |        |  |
| Oct.                          | 159.3  | 162.8     | 118.2   | 115.2     | 136.2   | 133.0     | 107.6   | 112.2     | 126.9   | 155.4     | 121.6   | 127.0  | 121.2                      | 125.7     |        |  |
| Nov.                          | 162.2  | 168.2     | 121.4   | 117.8     | 139.3   | 134.5     | 108.3   | 113.8     | 125.6   | 151.7     | 123.0   | 128.2  | 121.3                      | 126.6     |        |  |
| Dec.                          | 165.9  | 173.7     | 123.0   | 120.5     | 142.4   | 135.5     | 109.0   | 115.0     | 124.3   | 150.5     | 124.3   | 129.4  | 121.6                      | 127.1     |        |  |
| 2021 Jan. 3                   | 177.8  | 178.3     | 125.3   | 123.2     | 145.0   | 139.0     | 109.8   | 115.9     | 122.9   | 155.6     | 126.3   | 132.0  | 121.9                      | 129.1     |        |  |
| Feb.                          | 182.7  | 182.7     | 129.0   | 127.2     | 148.6   | 140.7     | 111.3   | 117.2     | 126.8   | 159.6     | 129.7   | 134.5  | 124.8                      | 131.4     |        |  |
| Mar.                          | 187.2  | 192.2     | 134.7   | 129.1     | 154.0   | 146.3     | 115.3   | 118.6     | 130.3   | 167.5     | 133.6   | 137.4  | 128.1                      | 133.6     |        |  |

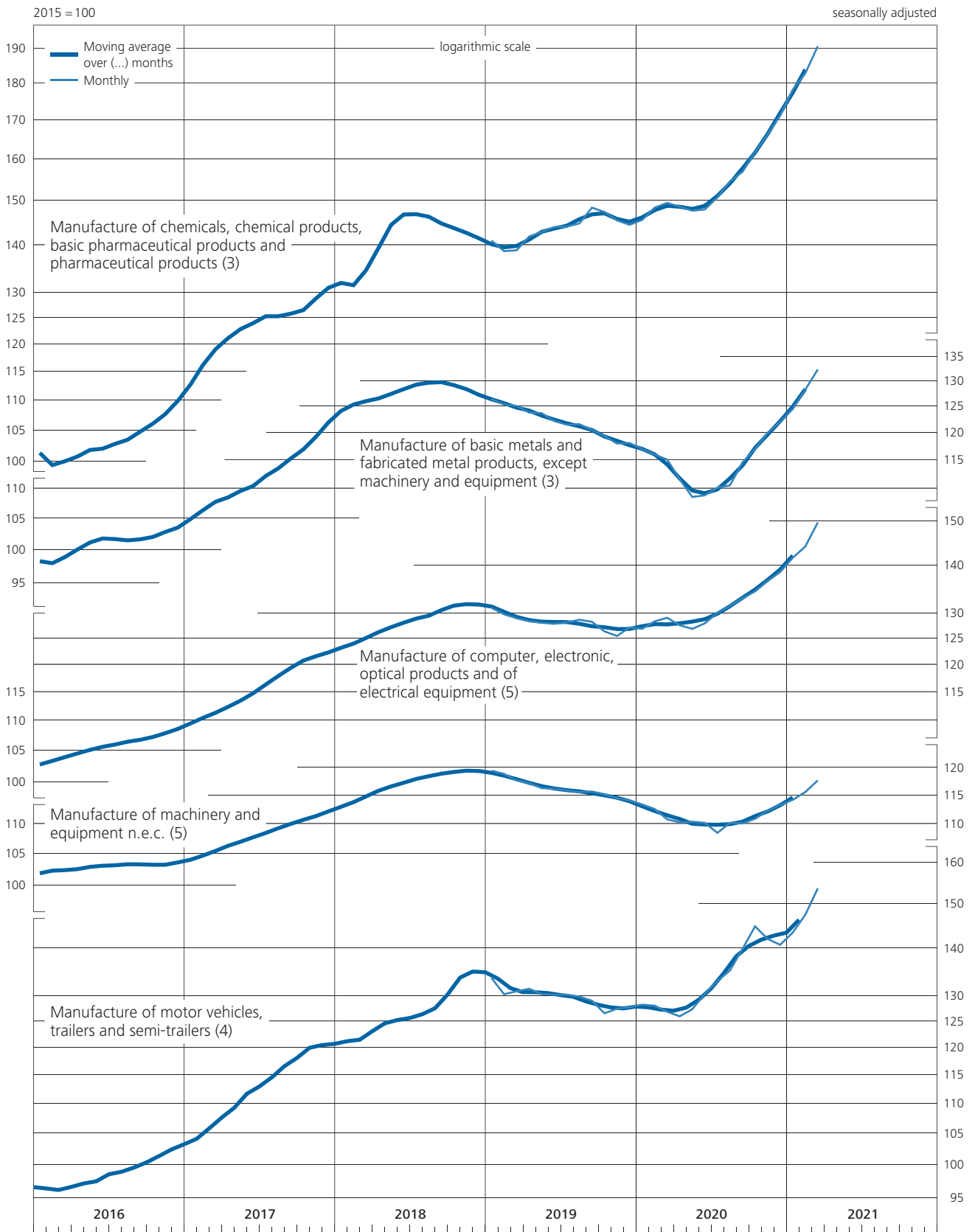
Source of the unadjusted figures: Federal Statistical Office. \* Figures for specialist sections of local units; excluding value added tax; based on reports from local units with at least 50 employed persons. 1 Classification of Economic Activities, 2008 edition.

2 Share of total stock of orders by industry in base year 2015. 3 Figures as of January 2021 provisional.

III. Economic activity and prices

3. Stock of orders

d) Stock of orders by selected branches of industry\* – value



\* Excluding value added tax.

### III. Economic activity and prices

#### 3. Stock of orders

##### e) Stock of orders by selected branches of industry \* - volume

2015 = 100

seasonally adjusted

|                               | Manufacture of chemicals, chemical products, basic pharmaceutical products and pharmaceutical preparations |       | Manufacture of basic metals and fabricated metal products, except machinery and equipment |       | Manufacture of computer, electronic, optical products and of electrical equipment |       | Manufacture of machinery and equipment n.e.c. |       | Manufacture of motor vehicles, trailers and semi-trailers |       | Memo item:  |  |                  |       |              |  |               |  |             |  |                       |  |              |  |                |  |              |  |
|-------------------------------|--|-------|---|-------|---|-------|---|-------|---|-------|---|--|------------------|-------|--------------|--|---------------|--|-------------|--|-----------------------|--|--------------|--|----------------|--|--------------|--|
|                               |  |       |   |       |   |       |   |       |   |       | Industry excluding manufacture of other transport equipment | Capital goods excluding manufacture of other transport equipment |                  |       |              |  |               |  |             |  |                       |  |              |  |                |  |              |  |
| WZ 2008 1                     | 20 and 21  |       | 24 and 25   |       | 26 and 27   |       | 28  |       | 29  |       | Industry excluding 30                                       | Capital goods excluding 30                                       |                  |       |              |  |               |  |             |  |                       |  |              |  |                |  |              |  |
| <b>Total</b>                  |  |       |   |       |   |       |   |       |   |       |   |  |                  |       |              |  |               |  |             |  |                       |  |              |  |                |  |              |  |
| Percentage weight 2<br>Period | 2.75<br>monthly<br>(R)   |       | 11.28<br>monthly<br>(R)   |       | 11.17<br>monthly  |       | 29.21<br>monthly                              |       | 15.06<br>monthly  |       | 70.92<br>monthly<br>(R)                                     |  | 50.29<br>monthly |       |              |  |               |  |             |  |                       |  |              |  |                |  |              |  |
| 2018 Nov.                     | 137.4  | 137.6 | 119.9   | 120.3 | 132.3   | 131.2 | 115.7   | 115.5 | 135.4   | 134.7 | 124.1   | 123.7  | 122.8            | 122.3 |              |  |               |  |             |  |                       |  |              |  |                |  |              |  |
| Dec.                          | 136.1  |       | 119.4   |       | 131.6   |       | 115.4   |       | 138.5   |       | 124.4   |  | 123.5            |       |              |  |               |  |             |  |                       |  |              |  |                |  |              |  |
| 2019 Jan.                     | 136.9  |       | 118.7   |       | 129.1   |       | 115.0   |       | 132.9   |       | 122.9   |  | 121.8            |       |              |  |               |  |             |  |                       |  |              |  |                |  |              |  |
| Feb.                          | 135.0  | 135.7 | 117.7   | 118.0 | 127.9   | 128.0 | 114.2   | 114.0 | 129.6   | 130.8 | 121.9   | 121.8  | 120.8            | 120.8 |              |  |               |  |             |  |                       |  |              |  |                |  |              |  |
| Mar.                          | 135.1  |       | 117.5   |       | 127.1   |       | 112.9   |       | 129.9   |       | 120.6   |  | 119.7            |       |              |  |               |  |             |  |                       |  |              |  |                |  |              |  |
| Apr.                          | 138.1  |       | 116.3   |       | 126.6   |       | 112.4   |       | 130.4   |       | 120.1   |  | 119.5            |       |              |  |               |  |             |  |                       |  |              |  |                |  |              |  |
| May                           | 138.9  | 139.0 | 116.1   | 115.7 | 126.6   | 126.6 | 111.5   | 111.7 | 129.4   | 129.5 | 119.2   | 119.4  | 118.5            | 118.8 |              |  |               |  |             |  |                       |  |              |  |                |  |              |  |
| June                          | 140.1  |       | 114.8   |       | 126.7   |       | 111.3   |       | 128.7   |       | 119.0   |  | 118.4            |       |              |  |               |  |             |  |                       |  |              |  |                |  |              |  |
| July                          | 140.1  |       | 114.1   |       | 127.1   |       | 110.9   |       | 128.2   |       | 118.6   |  | 118.0            |       |              |  |               |  |             |  |                       |  |              |  |                |  |              |  |
| Aug.                          | 140.5  | 141.5 | 114.2   | 113.8 | 127.7   | 127.3 | 110.5   | 110.6 | 127.5   | 127.4 | 118.5   | 118.4  | 117.7            | 117.7 |              |  |               |  |             |  |                       |  |              |  |                |  |              |  |
| Sep.                          | 144.0  |       | 113.1   |       | 127.2   |       | 110.3   |       | 126.5   |       | 118.1   |  | 117.3            |       |              |  |               |  |             |  |                       |  |              |  |                |  |              |  |
| Oct.                          | 143.3  |       | 112.3   |       | 125.0   |       | 109.9   |       | 124.0   |       | 117.0   |  | 116.0            |       |              |  |               |  |             |  |                       |  |              |  |                |  |              |  |
| Nov.                          | 141.7  | 141.8 | 111.1   | 111.5 | 124.4   | 125.2 | 109.0   | 109.2 | 125.0   | 124.7 | 116.7   | 116.9  | 116.1            | 116.0 |              |  |               |  |             |  |                       |  |              |  |                |  |              |  |
| Dec.                          | 140.5  |       | 111.2   |       | 126.2   |       | 108.6   |       | 125.0   |       | 117.0   |  | 115.9            |       |              |  |               |  |             |  |                       |  |              |  |                |  |              |  |
| 2020 Jan.                     | 141.8  |       | 110.4   |       | 126.2   |       | 107.9   |       | 125.3   |       | 117.0   |  | 115.9            |       |              |  |               |  |             |  |                       |  |              |  |                |  |              |  |
| Feb.                          | 144.4  | 144.2 | 109.6   | 109.7 | 127.4   | 127.2 | 107.0   | 106.7 | 124.8   | 124.8 | 116.9   | 116.4  | 115.4            | 114.9 |              |  |               |  |             |  |                       |  |              |  |                |  |              |  |
| Mar.                          | 146.5  |       | 109.0   |       | 128.1   |       | 105.3   |       | 124.3   |       | 115.4   |  | 113.3            |       |              |  |               |  |             |  |                       |  |              |  |                |  |              |  |
| Apr.                          | 147.0  |       | 105.8   |       | 126.5   |       | 104.8   |       | 123.1   |       | 113.9   |  | 112.7            |       |              |  |               |  |             |  |                       |  |              |  |                |  |              |  |
| May                           | 147.6  | 147.5 | 103.1   | 104.1 | 125.6   | 126.3 | 104.8   | 104.7 | 124.5   | 125.2 | 113.4   | 113.9  | 112.9            | 113.3 |              |  |               |  |             |  |                       |  |              |  |                |  |              |  |
| June                          | 147.8  |       | 103.3   |       | 126.8   |       | 104.6   |       | 127.9   |       | 114.4   |  | 114.4            |       |              |  |               |  |             |  |                       |  |              |  |                |  |              |  |
| July                          | 149.9  |       | 104.6   |       | 129.0   |       | 103.0   |       | 130.6   |       | 115.0   |  | 114.4            |       |              |  |               |  |             |  |                       |  |              |  |                |  |              |  |
| Aug.                          | 153.4  | 152.9 | 104.7   | 105.9 | 130.4   | 130.5 | 104.5   | 104.0 | 132.9   | 133.7 | 116.7   | 116.8  | 116.2            | 116.1 |              |  |               |  |             |  |                       |  |              |  |                |  |              |  |
| Sep.                          | 155.4  |       | 108.5   |       | 132.2   |       | 104.4   |       | 137.5   |       | 118.7   |  | 117.7            |       |              |  |               |  |             |  |                       |  |              |  |                |  |              |  |
| Oct.                          | 159.9  |       | 110.4   |       | 133.9   |       | 105.2   |       | 142.4   |       | 120.9   |  | 119.4            |       |              |  |               |  |             |  |                       |  |              |  |                |  |              |  |
| Nov.                          | 164.1  | 164.2 | 112.9   | 112.6 | 136.5   | 136.4 | 106.3   | 106.2 | 138.9   | 139.7 | 121.8   | 121.9  | 119.6            | 119.8 |              |  |               |  |             |  |                       |  |              |  |                |  |              |  |
| Dec.                          | 168.6  |       | 114.5   |       | 138.7   |       | 107.2   |       | 137.9   |       | 123.1   |  | 120.3            |       |              |  |               |  |             |  |                       |  |              |  |                |  |              |  |
| 2021 Jan. 3                   | 174.4  |       | 115.4   |       | 142.1   |       | 108.1   |       | 140.4   |       | 125.2   |  | 121.4            |       |              |  |               |  |             |  |                       |  |              |  |                |  |              |  |
| Feb.                          | 178.1  | 178.6 | 117.8   | 117.8 | 144.9   | 145.8 | 109.2   | 109.5 | 144.1   | 144.9 | 127.6   | 127.7  | 123.7            | 123.7 |              |  |               |  |             |  |                       |  |              |  |                |  |              |  |
| Mar.                          | 183.3  |       | 120.1   |       | 150.3   |       | 111.1   |       | 150.3   |       | 130.4   |  | 126.0            |       |              |  |               |  |             |  |                       |  |              |  |                |  |              |  |
| <b>Domestic and abroad</b>    |  |       |   |       |   |       |   |       |   |       |   |  |                  |       |              |  |               |  |             |  |                       |  |              |  |                |  |              |  |
| Percentage weight 2<br>Period | Domestic 0.90<br>(R)   |       | Abroad 1.84   |       | Domestic 6.45<br>(R)  |       | Abroad 4.83                                   |       | Domestic 4.81   |       | Abroad 6.36   |  | Domestic 8.77    |       | Abroad 20.44 |  | Domestic 5.62 |  | Abroad 9.44 |  | Domestic 27.31<br>(R) |  | Abroad 43.61 |  | Domestic 17.08 |  | Abroad 33.21 |  |
| 2018 Q4                       | 139.0  | 137.0 | 122.5   | 117.5 | 130.5   | 131.7 | 117.7   | 114.6 | 111.2   | 148.7 | 120.5   | 125.7  | 116.6            | 125.2 |              |  |               |  |             |  |                       |  |              |  |                |  |              |  |
| 2019 Q1                       | 133.2  | 136.9 | 120.8   | 114.1 | 128.8   | 127.4 | 116.1   | 113.2 | 113.9   | 140.8 | 120.3   | 122.7  | 117.8            | 122.2 |              |  |               |  |             |  |                       |  |              |  |                |  |              |  |
| Q2                            | 133.8  | 141.6 | 118.0   | 112.6 | 126.0   | 127.1 | 110.9   | 112.1 | 113.0   | 139.3 | 116.1   | 121.5  | 114.2            | 121.1 |              |  |               |  |             |  |                       |  |              |  |                |  |              |  |
| Q3                            | 138.7  | 142.9 | 115.8   | 111.1 | 124.6   | 129.4 | 108.4   | 111.5 | 111.0   | 137.2 | 114.2   | 121.0  | 112.3            | 120.3 |              |  |               |  |             |  |                       |  |              |  |                |  |              |  |
| Q4                            | 137.4  | 144.0 | 113.5   | 109.0 | 121.4   | 128.0 | 105.1   | 110.9 | 109.1   | 133.9 | 112.1   | 119.8  | 110.1            | 119.0 |              |  |               |  |             |  |                       |  |              |  |                |  |              |  |
| 2020 Q1                       | 137.7  | 147.4 | 111.1   | 107.8 | 120.6   | 132.2 | 102.5   | 108.5 | 107.5   | 135.1 | 111.1   | 119.7  | 108.8            | 117.9 |              |  |               |  |             |  |                       |  |              |  |                |  |              |  |
| Q2                            | 141.9  | 150.2 | 105.7   | 101.9 | 122.7   | 129.0 | 101.1   | 106.2 | 110.5   | 133.9 | 109.2   | 116.8  | 108.7            | 115.7 |              |  |               |  |             |  |                       |  |              |  |                |  |              |  |
| Q3                            | 147.6  | 155.5 | 107.6   | 103.8 | 130.6   | 130.5 | 100.8   | 105.3 | 118.6   | 142.6 | 112.8   | 119.2  | 112.5            | 117.9 |              |  |               |  |             |  |                       |  |              |  |                |  |              |  |
| Q4                            | 158.4  | 167.1 | 114.1   | 110.6 | 138.2   | 135.0 | 102.1   | 108.0 | 120.8   | 151.0 | 117.9   | 124.4  | 115.0            | 122.1 |              |  |               |  |             |  |                       |  |              |  |                |  |              |  |
| 2021 Q1 3                     | 175.2  | 180.3 | 119.5   | 115.6 | 148.7   | 143.6 | 105.5   | 111.1 | 121.5   | 158.8 | 123.9   | 130.1  | 118.0            | 126.6 |              |  |               |  |             |  |                       |  |              |  |                |  |              |  |
| 2020 Mar.                     | 137.8  | 150.7 | 109.9   | 107.7 | 121.2   | 133.3 | 101.3   | 106.9 | 104.6   | 136.0 | 109.6   | 118.9  | 106.9            | 116.6 |              |  |               |  |             |  |                       |  |              |  |                |  |              |  |
| Apr.                          | 139.6  | 150.7 | 107.2   | 104.0 | 121.1   | 130.5 | 101.2   | 106.3 | 105.5   | 133.6 | 108.7   | 117.1  | 106.9            | 115.6 |              |  |               |  |             |  |                       |  |              |  |                |  |              |  |
| May                           | 142.4  | 150.2 | 104.8   | 100.9 | 122.1   | 128.2 | 101.1   | 106.3 | 109.2   | 133.6 | 108.3   | 116.5  | 107.5            | 115.6 |              |  |               |  |             |  |                       |  |              |  |                |  |              |  |
| June                          | 143.8  | 149.8 | 105.1   | 100.9 | 124.9   | 128.2 | 101.0   | 106.1 | 116.9   | 134.5 | 110.6   | 116.8  | 111.7            | 115.8 |              |  |               |  |             |  |                       |  |              |  |                |  |              |  |
| July                          | 145.3  | 152.1 | 106.1   | 102.7 | 128.8   | 129.1 | 100.5   | 104.1 | 117.8   | 138.2 | 111.6   | 117.1  | 111.7            | 115.8 |              |  |               |  |             |  |                       |  |              |  |                |  |              |  |
| Aug.                          | 147.2  | 156.5 | 106.7   | 102.1 | 130.9   | 130.1 | 101.0   | 106.0 | 118.0   | 141.7 | 112.5   | 119.3  | 112.1            | 118.2 |              |  |               |  |             |  |                       |  |              |  |                |  |              |  |
| Sep.                          | 150.3  | 157.9 | 109.9   | 106.6 | 132.1   | 132.2 | 101.0   | 105.8 | 119.9   | 147.9 | 114.2   | 121.3  | 113.6            | 119.7 |              |  |               |  |             |  |                       |  |              |  |                |  |              |  |
| Oct.                          | 155.3  | 162.1 | 111.9   | 108.5 | 134.6   | 133.4 | 101.5   | 106.7 | 122.1   | 154.4 | 116.6   | 123.5  | 114.9            | 121.7 |              |  |               |  |             |  |                       |  |              |  |                |  |              |  |
| Nov.                          | 158.2  | 167.0 | 114.7   | 110.6 | 138.4   | 135.1 | 102.1   | 108.1 | 120.8   | 149.6 | 117.9   | 124.2  | 115.0            | 121.9 |              |  |               |  |             |  |                       |  |              |  |                |  |              |  |
| Dec.                          | 161.6  | 172.1 | 115.7   | 112.8 | 141.7   | 136.5 | 102.7   | 109.1 | 119.5   | 148.9 | 119.2   | 125.5  | 115.2            | 122.8 |              |  |               |  |             |  |                       |  |              |  |                |  |              |  |
| 2021 Jan. 3                   | 172.0  | 175.6 | 116.6   | 113.9 | 144.5   | 140.3 | 103.4   | 110.0 | 118.1   | 153.7 | 120.9   | 127.8  | 115.4            | 124.5 |              |  |               |  |             |  |                       |  |              |  |                |  |              |  |
| Feb.                          | 175.7  | 179.3 | 119.0   | 116.3 | 148.2   | 142.4 | 104.7   | 111.1 | 121.7   | 157.4 | 123.8   | 129.9  | 118.0            | 126.6 |              |  |               |  |             |  |                       |  |              |  |                |  |              |  |
| Mar.                          | 177.8  | 186.0 | 122.8   | 116.6 | 153.4   | 148.0 | 108.3   | 112.2 | 124.8   | 165.4 | 126.9   | 132.5  | 120.7            | 128.7 |              |  |               |  |             |  |                       |  |              |  |                |  |              |  |

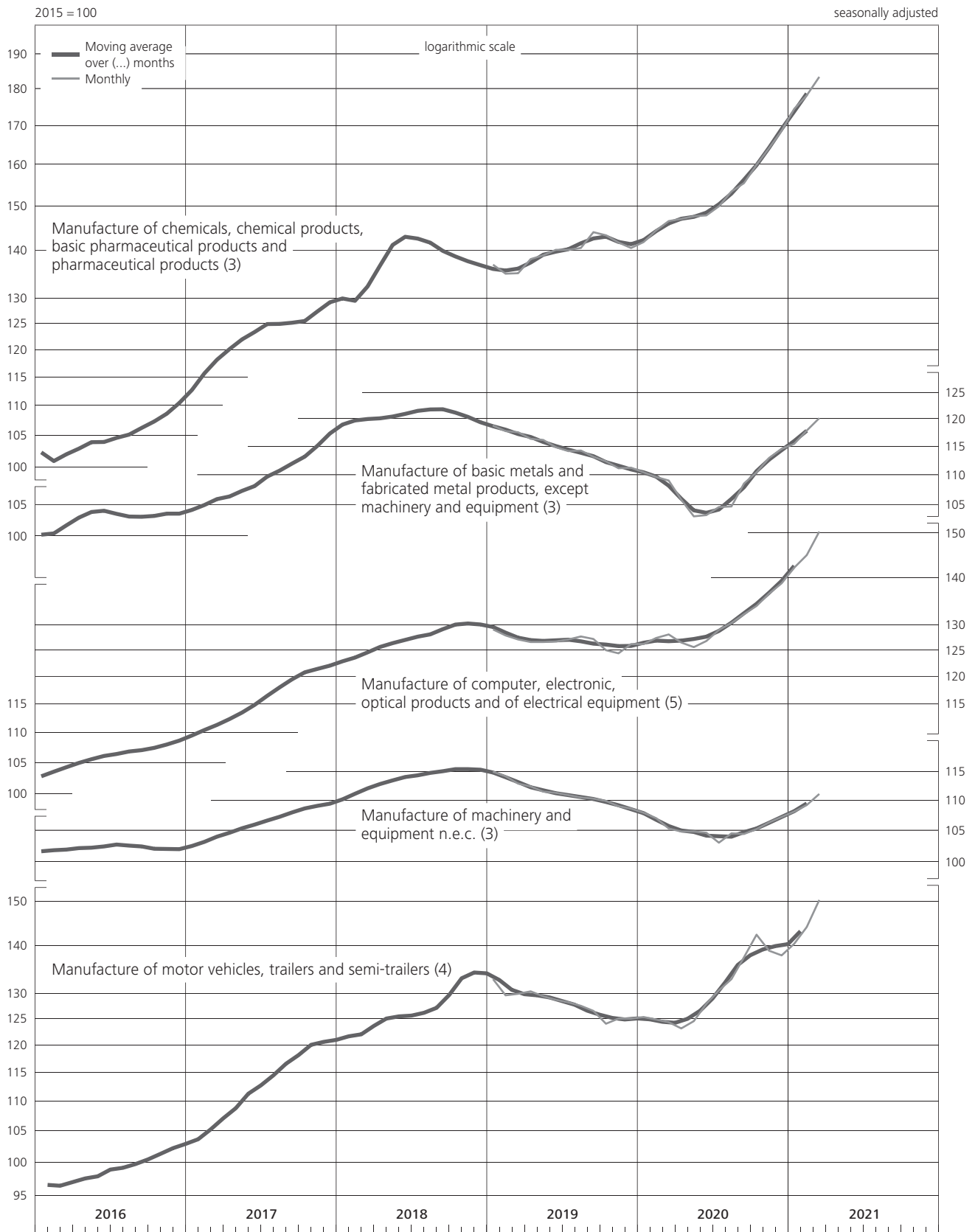
Source of the unadjusted figures: Federal Statistical Office. \* Figures for specialist sections of local units; excluding value added tax; based on reports from local units with at least 50 employed persons. 1 Classification of Economic Activities, 2008 edition.

2 Share of total stock of orders by industry in base year 2015. 3 Figures as of January 2021 provisional.

### III. Economic activity and prices

#### 3. Stock of orders

##### e) Stock of orders by selected branches of industry\* – volume



\* Excluding value added tax.

### III. Economic activity and prices

#### 4. Turnover

##### a) Turnover of industry, \* by main grouping - total and domestic

2015 = 100

seasonally adjusted

|                                | Industry (R) |           | Intermediate goods (R) |           | Capital goods |           | Consumer goods (R) |           | of which:                  |           |                            |           |
|--------------------------------|--------------|-----------|------------------------|-----------|---------------|-----------|--------------------|-----------|----------------------------|-----------|----------------------------|-----------|
|                                |              |           |                        |           |               |           |                    |           | Durable consumer goods (R) |           | Non-durable consumer goods |           |
|                                | monthly      | quarterly | monthly                | quarterly | monthly       | quarterly | monthly            | quarterly | monthly                    | quarterly | monthly                    | quarterly |
| <b>Total</b>                   | 100.00       |           | 35.37                  |           | 46.86         |           | 17.77              |           | 2.60                       |           | 15.17                      |           |
| Percentage weight <sup>1</sup> |              |           |                        |           |               |           |                    |           |                            |           |                            |           |
| Period                         |              |           |                        |           |               |           |                    |           |                            |           |                            |           |
| 2019 Mar.                      | 108.9        |           | 108.4                  |           | 110.3         |           | 106.4              |           | 111.6                      |           | 105.6                      |           |
| Apr.                           | 108.2        |           | 107.4                  |           | 108.3         |           | 109.4              |           | 109.6                      |           | 109.4                      |           |
| May                            | 107.6        | 107.7     | 106.2                  | 106.6     | 109.1         | 108.6     | 106.4              | 107.6     | 111.8                      | 110.6     | 105.4                      | 107.1     |
| June                           | 107.3        |           | 106.1                  |           | 108.5         |           | 107.0              |           | 110.3                      |           | 106.5                      |           |
| July <sup>2</sup>              | 106.5        |           | 105.2                  |           | 107.0         |           | 108.1              |           | 112.5                      |           | 107.3                      |           |
| Aug. <sup>2</sup>              | 107.3        | 106.8     | 105.5                  | 105.0     | 109.0         | 108.0     | 106.6              | 107.2     | 113.4                      | 113.2     | 105.4                      | 106.1     |
| Sep.                           | 106.6        |           | 104.4                  |           | 108.1         |           | 106.9              |           | 113.7                      |           | 105.7                      |           |
| Oct.                           | 106.1        |           | 104.7                  |           | 105.8         |           | 109.8              |           | 113.7                      |           | 109.2                      |           |
| Nov.                           | 105.9        | 105.8     | 103.8                  | 103.6     | 106.4         | 106.3     | 108.9              | 109.0     | 115.0                      | 115.2     | 107.9                      | 108.0     |
| Dec.                           | 105.4        |           | 102.2                  |           | 106.8         |           | 108.3              |           | 117.0                      |           | 106.8                      |           |
| 2020 Jan.                      | 106.9        |           | 105.4                  |           | 106.3         |           | 111.2              |           | 113.6                      |           | 110.7                      |           |
| Feb.                           | 107.4        | 103.6     | 106.5                  | 103.6     | 106.5         | 101.1     | 111.8              | 110.5     | 114.0                      | 109.4     | 111.4                      | 110.7     |
| Mar.                           | 96.6         |           | 98.8                   |           | 90.5          |           | 108.6              |           | 100.6                      |           | 110.0                      |           |
| Apr.                           | 73.1         |           | 84.3                   |           | 55.7          |           | 96.8               |           | 77.9                       |           | 100.0                      |           |
| May                            | 81.1         | 82.1      | 84.0                   | 85.8      | 72.2          | 72.8      | 98.8               | 99.6      | 100.3                      | 95.8      | 98.5                       | 100.2     |
| June                           | 92.2         |           | 89.1                   |           | 90.5          |           | 103.1              |           | 109.3                      |           | 102.1                      |           |
| July                           | 96.8         |           | 93.2                   |           | 96.7          |           | 104.1              |           | 111.1                      |           | 102.8                      |           |
| Aug.                           | 96.6         | 97.4      | 95.5                   | 95.5      | 94.8          | 96.2      | 103.5              | 104.3     | 115.8                      | 113.4     | 101.4                      | 102.7     |
| Sep.                           | 98.8         |           | 97.9                   |           | 97.1          |           | 105.2              |           | 113.3                      |           | 103.8                      |           |
| Oct.                           | 102.5        |           | 101.8                  |           | 102.1         |           | 104.7              |           | 115.2                      |           | 102.9                      |           |
| Nov.                           | 103.6        | 103.7     | 103.9                  | 104.2     | 103.3         | 102.7     | 103.5              | 104.9     | 118.5                      | 116.7     | 100.9                      | 102.8     |
| Dec.                           | 104.9        |           | 106.9                  |           | 102.8         |           | 106.5              |           | 116.4                      |           | 104.7                      |           |
| 2021 Jan.                      | 104.3        |           | 106.6                  |           | 102.7         |           | 103.5              |           | 117.4                      |           | 101.2                      |           |
| Feb.                           | 102.5        | 104.0     | 106.5                  | 107.3     | 99.2          | 101.2     | 103.4              | 104.6     | 112.5                      | 113.2     | 101.8                      | 103.2     |
| Mar. <sup>p</sup>              | 105.2        |           | 108.9                  |           | 101.8         |           | 107.0              |           | 109.6                      |           | 106.5                      |           |
| <b>Domestic</b>                | 49.66        |           | 19.41                  |           | 18.36         |           | 11.89              |           | 1.46                       |           | 10.43                      |           |
| Percentage weight <sup>1</sup> |              |           |                        |           |               |           |                    |           |                            |           |                            |           |
| Period                         |              |           |                        |           |               |           |                    |           |                            |           |                            |           |
| 2019 Mar.                      | 105.7        |           | 105.2                  |           | 107.6         |           | 103.5              |           | 107.9                      |           | 102.9                      |           |
| Apr.                           | 106.2        |           | 104.3                  |           | 106.2         |           | 109.3              |           | 106.4                      |           | 109.7                      |           |
| May                            | 105.0        | 105.1     | 103.3                  | 103.5     | 107.6         | 106.1     | 103.9              | 106.1     | 109.6                      | 106.7     | 103.1                      | 106.1     |
| June                           | 104.0        |           | 102.9                  |           | 104.5         |           | 105.2              |           | 104.1                      |           | 105.4                      |           |
| July <sup>2</sup>              | 103.6        |           | 101.9                  |           | 103.8         |           | 106.2              |           | 107.1                      |           | 106.1                      |           |
| Aug. <sup>2</sup>              | 104.9        | 104.3     | 101.8                  | 101.7     | 108.3         | 106.3     | 104.9              | 105.5     | 106.8                      | 107.6     | 104.6                      | 105.2     |
| Sep.                           | 104.3        |           | 101.3                  |           | 106.8         |           | 105.4              |           | 108.9                      |           | 104.9                      |           |
| Oct.                           | 103.1        |           | 100.8                  |           | 103.5         |           | 106.3              |           | 107.8                      |           | 106.1                      |           |
| Nov.                           | 104.0        | 103.3     | 100.2                  | 99.9      | 106.1         | 104.9     | 106.9              | 106.6     | 111.4                      | 110.0     | 106.3                      | 106.1     |
| Dec.                           | 102.9        |           | 98.7                   |           | 105.1         |           | 106.5              |           | 110.9                      |           | 105.9                      |           |
| 2020 Jan.                      | 105.6        |           | 102.6                  |           | 106.1         |           | 109.7              |           | 106.5                      |           | 110.1                      |           |
| Feb.                           | 105.5        | 102.6     | 103.2                  | 100.8     | 105.0         | 99.9      | 109.9              | 109.6     | 107.4                      | 104.3     | 110.2                      | 110.3     |
| Mar.                           | 96.7         |           | 96.6                   |           | 88.7          |           | 109.3              |           | 99.1                       |           | 110.7                      |           |
| Apr.                           | 77.4         |           | 83.1                   |           | 60.0          |           | 94.9               |           | 72.0                       |           | 98.1                       |           |
| May                            | 84.2         | 84.7      | 83.5                   | 85.1      | 76.8          | 75.8      | 96.8               | 97.8      | 99.7                       | 91.8      | 96.4                       | 98.6      |
| June                           | 92.5         |           | 88.6                   |           | 90.6          |           | 101.6              |           | 103.8                      |           | 101.3                      |           |
| July                           | 97.1         |           | 90.7                   |           | 99.9          |           | 103.1              |           | 106.3                      |           | 102.6                      |           |
| Aug.                           | 95.6         | 96.7      | 92.0                   | 92.3      | 94.4          | 97.1      | 103.2              | 103.2     | 111.1                      | 108.5     | 102.1                      | 102.5     |
| Sep.                           | 97.5         |           | 94.3                   |           | 97.0          |           | 103.4              |           | 108.2                      |           | 102.7                      |           |
| Oct.                           | 101.0        |           | 100.0                  |           | 100.7         |           | 103.2              |           | 108.5                      |           | 102.5                      |           |
| Nov.                           | 102.6        | 102.3     | 102.0                  | 102.1     | 104.2         | 102.1     | 101.1              | 103.2     | 112.3                      | 111.4     | 99.5                       | 102.0     |
| Dec.                           | 103.4        |           | 104.3                  |           | 101.3         |           | 105.2              |           | 113.4                      |           | 104.0                      |           |
| 2021 Jan.                      | 101.6        |           | 103.1                  |           | 100.6         |           | 100.5              |           | 111.6                      |           | 99.0                       |           |
| Feb.                           | 99.6         | 101.2     | 102.9                  | 104.0     | 96.2          | 98.3      | 99.6               | 101.1     | 101.4                      | 104.4     | 99.3                       | 100.6     |
| Mar. <sup>p</sup>              | 102.3        |           | 105.9                  |           | 98.0          |           | 103.1              |           | 100.2                      |           | 103.5                      |           |

Source of the unadjusted figures: Federal Statistical Office. \* See explanatory notes, section on classifications; figures for specialist sections of local units; excluding value added tax; based on reports from local units with at least 50 employed persons.

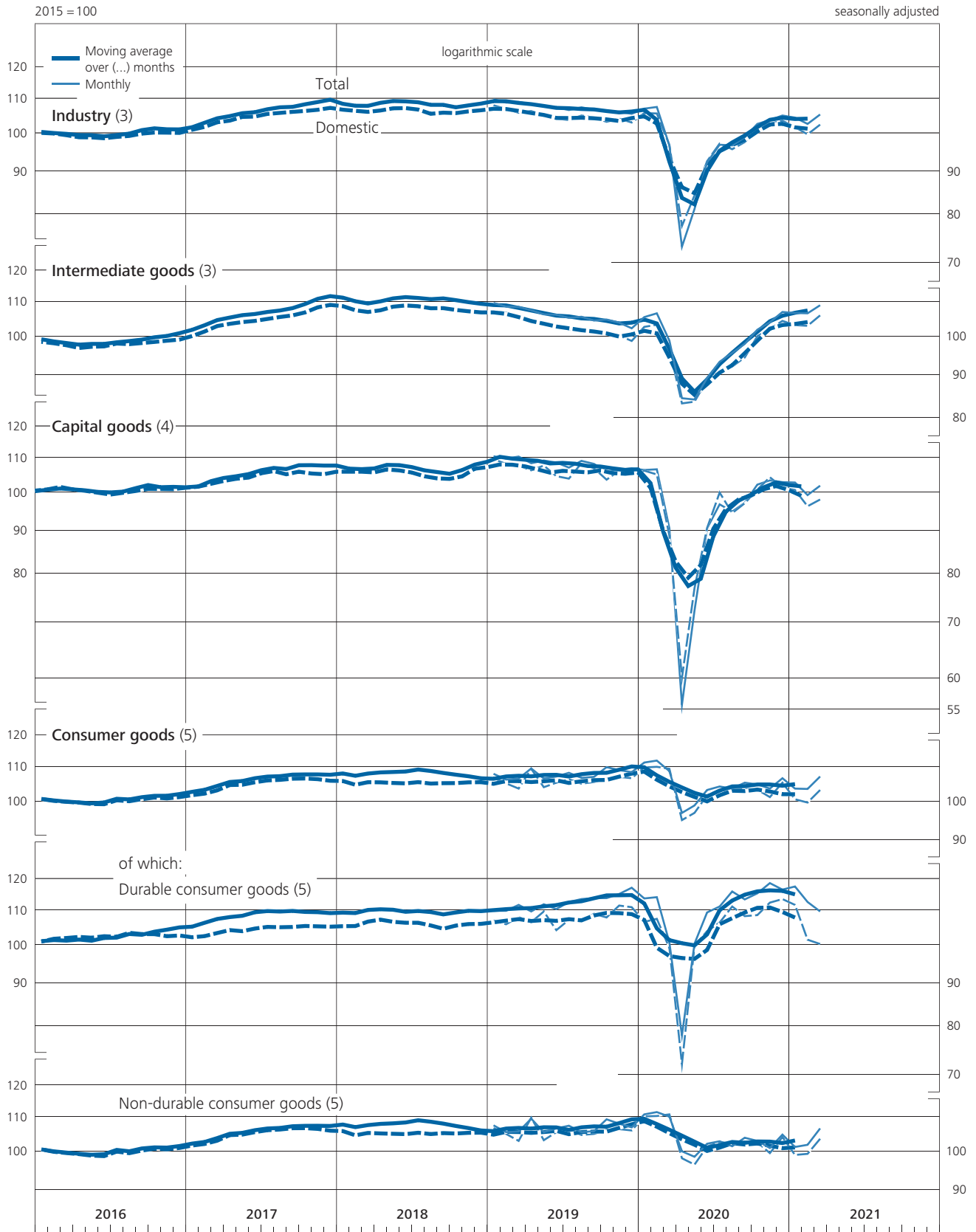
<sup>1</sup> Share of total turnover of industry in base year 2015. <sup>2</sup> Influenced by a change in holiday dates.



### III. Economic activity and prices

#### 4. Turnover

##### a) Turnover of industry,\* by main grouping – total and domestic



\* Excluding value added tax.

### III. Economic activity and prices

#### 4. Turnover

##### b) Turnover of industry, \* by main grouping - exports

2015 = 100

seasonally adjusted

| Period                                | Industry         |               | Intermediate goods |               | Capital goods    |               | Consumer goods  |               | of which:       |               |                 |               |
|---------------------------------------|------------------|---------------|--------------------|---------------|------------------|---------------|-----------------|---------------|-----------------|---------------|-----------------|---------------|
|                                       | 50.34<br>monthly | quarterly     | 15.96<br>monthly   | quarterly     | 28.51<br>monthly | quarterly     | 5.88<br>monthly | quarterly     | 1.15<br>monthly | quarterly     | 4.73<br>monthly | quarterly     |
| <b>Total</b>                          |                  |               |                    |               |                  |               |                 |               |                 |               |                 |               |
| 2019 Mar.                             | 112.1            |               | 112.2              |               | 112.0            |               | 112.4           |               | 116.2           |               | 111.5           |               |
| Apr.                                  | 110.2            |               | 111.2              |               | 109.6            |               | 109.6           |               | 113.6           |               | 108.6           |               |
| May                                   | 110.2            | 110.3         | 109.8              | 110.3         | 110.1            | 110.3         | 111.4           | 110.5         | 114.5           | 115.4         | 110.6           | 109.3         |
| June                                  | 110.6            |               | 109.9              |               | 111.1            |               | 110.6           |               | 118.1           |               | 108.8           |               |
| July                                  | 109.4            |               | 109.2              |               | 109.0            |               | 111.8           |               | 119.4           |               | 110.0           |               |
| Aug.                                  | 109.7            | 109.3         | 110.0              | 109.1         | 109.4            | 109.1         | 110.1           | 110.6         | 121.9           | 120.3         | 107.3           | 108.3         |
| Sep.                                  | 108.8            |               | 108.1              |               | 108.9            |               | 109.9           |               | 119.7           |               | 107.5           |               |
| Oct.                                  | 109.1            |               | 109.4              |               | 107.2            |               | 117.0           |               | 121.3           |               | 116.0           |               |
| Nov.                                  | 107.8            | 108.2         | 108.1              | 108.0         | 106.6            | 107.2         | 112.9           | 113.9         | 119.5           | 121.9         | 111.3           | 112.0         |
| Dec.                                  | 107.8            |               | 106.4              |               | 107.9            |               | 111.9           |               | 124.8           |               | 108.8           |               |
| 2020 Jan.                             | 108.1            |               | 108.8              |               | 106.5            |               | 114.2           |               | 122.7           |               | 112.1           |               |
| Feb.                                  | 109.3            | 104.7         | 110.6              | 106.9         | 107.4            | 101.8         | 115.5           | 112.3         | 122.3           | 115.9         | 113.9           | 111.5         |
| Mar.                                  | 96.6             |               | 101.4              |               | 91.6             |               | 107.3           |               | 102.6           |               | 108.4           |               |
| Apr.                                  | 68.8             |               | 85.8               |               | 52.9             |               | 100.5           |               | 85.3            |               | 104.2           |               |
| May                                   | 78.0             | 79.6          | 84.7               | 86.7          | 69.2             | 70.8          | 102.7           | 103.1         | 101.1           | 100.9         | 103.0           | 103.7         |
| June                                  | 92.0             |               | 89.7               |               | 90.4             |               | 106.2           |               | 116.2           |               | 103.8           |               |
| July                                  | 96.5             |               | 96.2               |               | 94.7             |               | 106.0           |               | 117.1           |               | 103.4           |               |
| Aug.                                  | 97.6             | 98.1          | 99.7               | 99.4          | 95.1             | 95.6          | 104.2           | 106.4         | 121.7           | 119.5         | 100.0           | 103.2         |
| Sep.                                  | 100.1            |               | 102.3              |               | 97.1             |               | 108.9           |               | 119.7           |               | 106.3           |               |
| Oct.                                  | 103.9            |               | 104.1              |               | 103.0            |               | 107.7           |               | 123.7           |               | 103.8           |               |
| Nov.                                  | 104.6            | 105.0         | 106.3              | 106.8         | 102.8            | 103.2         | 108.4           | 108.4         | 126.3           | 123.4         | 104.1           | 104.8         |
| Dec.                                  | 106.4            |               | 110.1              |               | 103.8            |               | 109.1           |               | 120.3           |               | 106.4           |               |
| 2021 Jan.                             | 106.9            |               | 110.9              |               | 104.1            |               | 109.7           |               | 124.8           |               | 106.0           |               |
| Feb.                                  | 105.4            | 106.8         | 110.9              | 111.5         | 101.1            | 103.1         | 111.0           | 111.8         | 126.7           | 124.3         | 107.2           | 108.8         |
| Mar.                                  | 108.1            |               | 112.6              |               | 104.2            |               | 114.8           |               | 121.5           |               | 113.2           |               |
| <b>Euro area and non-euro area</b>    |                  |               |                    |               |                  |               |                 |               |                 |               |                 |               |
| Percentage weight <sup>1</sup> Period | Euro area        | Non-euro area | Euro area          | Non-euro area | Euro area        | Non-euro area | Euro area       | Non-euro area | Euro area       | Non-euro area | Euro area       | Non-euro area |
|                                       | 20.54            | 29.81         | 7.81               | 8.14          | 9.46             | 19.05         | 3.26            | 2.62          | 0.56            | 0.59          | 2.70            | 2.03          |
| 2019 Q1                               | 114.5            | 109.2         | 113.8              | 110.1         | 117.4            | 108.2         | 107.8           | 113.3         | 122.9           | 107.4         | 104.6           | 114.9         |
| Q2                                    | 114.1            | 107.7         | 113.3              | 107.4         | 117.4            | 106.7         | 106.5           | 115.6         | 122.4           | 108.8         | 103.2           | 117.5         |
| Q3                                    | 112.7            | 107.0         | 111.3              | 107.0         | 115.5            | 106.0         | 107.8           | 114.1         | 131.9           | 109.3         | 102.9           | 115.4         |
| Q4                                    | 111.3            | 106.1         | 109.6              | 106.4         | 112.9            | 104.4         | 110.4           | 118.3         | 131.9           | 112.3         | 105.9           | 120.1         |
| 2020 Q1                               | 107.5            | 102.7         | 107.9              | 106.0         | 105.7            | 99.9          | 112.1           | 112.6         | 124.7           | 107.5         | 109.5           | 114.1         |
| Q2                                    | 81.3             | 78.5          | 85.2               | 88.2          | 71.9             | 70.3          | 99.1            | 108.1         | 110.4           | 91.7          | 96.8            | 112.8         |
| Q3                                    | 102.8            | 94.8          | 103.4              | 95.6          | 101.2            | 92.8          | 106.5           | 106.2         | 136.1           | 103.7         | 100.4           | 107.0         |
| Q4                                    | 107.0            | 103.6         | 108.6              | 105.1         | 104.9            | 102.4         | 109.0           | 107.7         | 138.3           | 109.3         | 102.9           | 107.3         |
| 2021 Q1                               | 105.3            | 107.9         | 110.7              | 112.2         | 100.0            | 104.7         | 107.3           | 117.5         | 134.4           | 114.7         | 101.6           | 118.4         |
| 2020 Mar.                             | 95.1             | 97.6          | 99.5               | 103.2         | 87.3             | 93.8          | 107.0           | 107.6         | 105.1           | 100.3         | 107.4           | 109.7         |
| Apr.                                  | 70.2             | 67.9          | 81.6               | 89.8          | 52.0             | 53.3          | 95.8            | 106.4         | 94.8            | 76.3          | 96.0            | 115.1         |
| May                                   | 80.1             | 76.6          | 83.6               | 85.7          | 70.9             | 68.3          | 98.2            | 108.2         | 104.9           | 97.4          | 96.8            | 111.3         |
| June                                  | 93.6             | 90.9          | 90.4               | 89.0          | 92.9             | 89.2          | 103.4           | 109.6         | 131.6           | 101.5         | 97.6            | 112.0         |
| July                                  | 100.9            | 93.4          | 99.7               | 92.9          | 100.6            | 91.7          | 104.6           | 107.8         | 133.7           | 101.4         | 98.6            | 109.7         |
| Aug.                                  | 102.3            | 94.4          | 104.1              | 95.5          | 99.3             | 93.0          | 107.0           | 100.7         | 138.9           | 105.3         | 100.4           | 99.4          |
| Sep.                                  | 105.3            | 96.5          | 106.3              | 98.4          | 103.6            | 93.8          | 107.9           | 110.1         | 135.8           | 104.3         | 102.1           | 111.8         |
| Oct.                                  | 105.3            | 103.0         | 106.6              | 101.7         | 103.5            | 102.8         | 107.1           | 108.5         | 137.4           | 110.7         | 100.8           | 107.8         |
| Nov.                                  | 107.3            | 102.7         | 108.5              | 104.2         | 105.9            | 101.3         | 108.4           | 108.5         | 140.8           | 112.5         | 101.7           | 107.4         |
| Dec.                                  | 108.4            | 105.1         | 110.8              | 109.4         | 105.3            | 103.1         | 111.4           | 106.2         | 136.6           | 104.7         | 106.2           | 106.6         |
| 2021 Jan.                             | 107.0            | 106.9         | 110.1              | 111.7         | 104.4            | 104.0         | 107.0           | 113.1         | 134.0           | 116.0         | 101.4           | 112.2         |
| Feb.                                  | 104.3            | 106.1         | 110.5              | 111.2         | 98.2             | 102.5         | 106.9           | 116.0         | 135.9           | 117.9         | 100.9           | 115.5         |
| Mar.                                  | 104.5            | 110.6         | 111.5              | 113.7         | 97.5             | 107.5         | 107.9           | 123.5         | 133.4           | 110.2         | 102.6           | 127.4         |

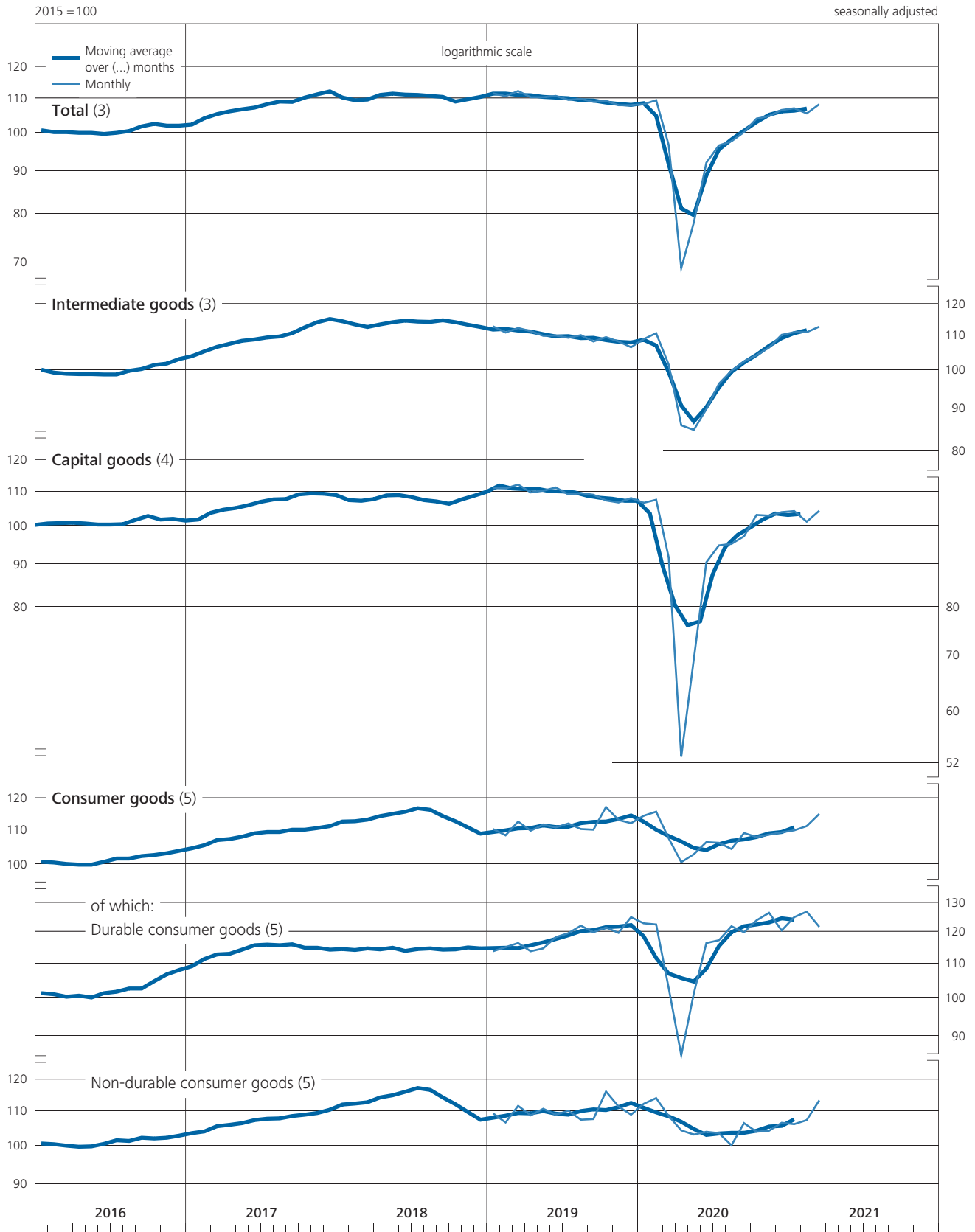
Source of the unadjusted figures: Federal Statistical Office. \* See explanatory notes, section on classifications; figures for specialist sections of local units; excluding value added tax; based on reports from local units with at least 50 employed persons.

<sup>1</sup> Share of total turnover of industry in base year 2015. <sup>2</sup> Influenced by a change in holiday dates.

### III. Economic activity and prices

#### 4. Turnover

##### b) Turnover of industry,\* by main grouping – exports



\* Excluding value added tax.

### III. Economic activity and prices

#### 4. Turnover

##### c) Retail turnover \*

2015 = 100

seasonally adjusted

| Total             |         | of which:                                    |         |  |         |   |         |  |         |   |         |  |         |           |         |           |  |
|-------------------|---------|--|---------|--|---------|---|---------|--|---------|---|---------|--|---------|-----------|---------|-----------|--|
|                   |         | In stores by enterprises main product range: |         |  |         |   |         |  |         |   |         |  |         |           |         |           |  |
|                   |         | Food, beverages, tobacco 1                   |         | Textiles, clothing, footwear and leather goods |         | Information and communication equipment |         | Construction and flooring materials, household appliances, furniture |         | Retail sale of pharmaceutical and medical goods, cosmetic and toilet articles |         | Retail sale via mail order houses or via internet as well as other retail sale 2 |         |           |         |           |  |
| 47                |         | 47.11, 47.2 and 47.81                        |         | 47.51, 47.71 and 47.72                         |         | 47.4                                    |         | 47.52, 47.53, 47.54 and 47.59 without 47.59.3                        |         | 47.73, 47.74 and 47.75  |         | 47.9   |         |           |         |           |  |
| At current prices |         | At 2015 prices                               |         |  |         | At current prices                       |         |  |         |   |         |  |         |           |         |           |  |
| Period            | monthly | quarterly                                    | monthly | quarterly                                      | monthly | quarterly                               | monthly | quarterly  | monthly | quarterly   | monthly | quarterly  | monthly | quarterly | monthly | quarterly |  |
| 2016 May          | 101.4   | 101.1  | 101.4   | 101.0  | 100.8   | 100.2                                   | 99.6    | 98.9   | 98.2    | 99.3  | 101.7   | 101.1  | 103.8   | 102.9     | 108.3   | 106.4     |  |
| June              | 101.0   |  | 100.9   |  | 100.6   |   | 97.3    |  | 100.3   |   | 100.6   |  | 102.5   |           | 108.7   |           |  |
| July              | 102.5   |  | 102.3   |  | 102.2   |   | 101.4   |  | 99.5    |   | 101.8   |  | 104.0   |           | 106.2   |           |  |
| Aug.              | 102.8   | 102.3  | 102.5   | 102.0  | 102.4   | 102.3                                   | 100.2   | 97.9   | 98.2    | 97.9  | 102.5   | 101.5  | 104.8   | 104.6     | 111.2   | 108.2     |  |
| Sep.              | 101.7   |  | 101.3   |  | 102.3   |   | 92.1    |  | 95.9    |   | 100.2   |  | 105.1   |           | 107.2   |           |  |
| Oct.              | 105.5   |  | 104.7   |  | 103.1   |   | 113.0   |  | 104.5   |   | 102.3   |  | 104.8   |           | 115.4   |           |  |
| Nov.              | 103.4   | 105.1  | 102.4   | 104.0  | 102.4   | 103.1                                   | 104.0   | 107.6  | 99.0    | 102.4   | 100.5   | 101.9  | 105.1   | 105.3     | 112.9   | 114.7     |  |
| Dec.              | 106.4   |  | 105.0   |  | 103.8   |   | 105.7   |  | 103.6   |   | 103.0   |  | 105.9   |           | 115.7   |           |  |
| 2017 Jan.         | 104.6   |  | 103.1   |  | 102.9   |   | 105.2   |  | 106.5   |   | 98.1    |  | 103.9   |           | 116.7   |           |  |
| Feb.              | 105.3   | 105.9  | 103.7   | 104.4  | 104.2   | 103.9                                   | 106.5   | 108.4  | 103.5   | 105.1   | 101.1   | 101.3  | 105.1   | 105.3     | 118.5   | 117.0     |  |
| Mar.              | 107.9   |  | 106.3   |  | 104.5   |   | 113.5   |  | 105.3   |   | 104.6   |  | 106.8   |           | 115.7   |           |  |
| Apr.              | 106.1   |  | 104.7   |  | 105.5   |   | 104.5   |  | 107.2   |   | 102.4   |  | 106.0   |           | 117.7   |           |  |
| May               | 107.3   | 106.9  | 105.9   | 105.5  | 105.2   | 105.3                                   | 107.7   | 107.3  | 105.5   | 106.1   | 103.7   | 103.4  | 109.3   | 107.9     | 120.7   | 119.8     |  |
| June              | 107.2   |  | 105.8   |  | 105.1   |   | 109.8   |  | 105.7   |   | 104.0   |  | 108.4   |           | 120.9   |           |  |
| July              | 107.4   |  | 105.8   |  | 106.5   |   | 106.7   |  | 109.4   |   | 104.1   |  | 107.0   |           | 119.8   |           |  |
| Aug.              | 107.0   | 107.8  | 105.3   | 106.0  | 105.7   | 106.7                                   | 106.7   | 108.5  | 106.8   | 107.3   | 102.7   | 103.4  | 107.9   | 107.8     | 121.7   | 121.0     |  |
| Sep.              | 108.9   |  | 106.9   |  | 107.9   |   | 112.1   |  | 105.8   |   | 103.4   |  | 108.5   |           | 121.4   |           |  |
| Oct.              | 108.1   |  | 106.1   |  | 106.0   |   | 106.1   |  | 107.2   |   | 103.4   |  | 107.2   |           | 118.8   |           |  |
| Nov.              | 109.0   | 109.5  | 106.7   | 107.2  | 107.5   | 107.5                                   | 108.4   | 108.2  | 104.7   | 106.3   | 102.8   | 103.8  | 109.5   | 109.4     | 126.3   | 123.4     |  |
| Dec.              | 111.5   |  | 108.8   |  | 109.0   |   | 110.2   |  | 107.1   |   | 105.1   |  | 111.5   |           | 125.0   |           |  |
| 2018 Jan.         | 108.7   |  | 106.0   |  | 107.7   |   | 105.5   |  | 105.6   |   | 103.2   |  | 110.3   |           | 123.1   |           |  |
| Feb.              | 107.5   | 108.4  | 105.0   | 105.8  | 108.1   | 108.1                                   | 101.9   | 103.2  | 105.4   | 106.1   | 102.6   | 101.9  | 110.4   | 110.4     | 121.5   | 122.6     |  |
| Mar.              | 109.1   |  | 106.3   |  | 108.4   |   | 102.1   |  | 107.3   |   | 99.9    |  | 110.4   |           | 123.1   |           |  |
| Apr.              | 112.0   |  | 109.2   |  | 109.9   |   | 113.6   |  | 105.4   |   | 106.7   |  | 114.2   |           | 127.1   |           |  |
| May               | 110.5   | 111.1  | 107.4   | 108.1  | 110.7   | 110.7                                   | 106.1   | 108.5  | 105.7   | 107.2   | 102.5   | 104.0  | 111.0   | 112.5     | 126.6   | 126.1     |  |
| June              | 110.9   |  | 107.7   |  | 111.6   |   | 105.8   |  | 110.4   |   | 102.8   |  | 112.2   |           | 124.5   |           |  |
| July              | 110.6   |  | 107.7   |  | 109.7   |   | 104.9   |  | 105.4   |   | 102.3   |  | 113.7   |           | 131.7   |           |  |
| Aug.              | 110.8   | 110.8  | 107.5   | 107.5  | 109.2   | 109.9                                   | 105.5   | 104.5  | 106.2   | 107.6   | 102.4   | 102.6  | 113.8   | 113.5     | 129.4   | 130.4     |  |
| Sep.              | 111.0   |  | 107.2   |  | 110.7   |   | 103.0   |  | 111.1   |   | 103.1   |  | 112.9   |           | 130.2   |           |  |
| Oct.              | 112.3   |  | 108.5   |  | 110.7   |   | 104.4   |  | 106.3   |   | 103.2   |  | 113.5   |           | 134.5   |           |  |
| Nov.              | 112.6   | 112.2  | 108.8   | 108.5  | 108.3   | 109.7                                   | 107.4   | 106.1  | 110.9   | 107.7   | 104.9   | 103.9  | 114.0   | 113.4     | 134.2   | 131.6     |  |
| Dec.              | 111.6   |  | 108.2   |  | 110.1   |   | 106.4   |  | 105.9   |   | 103.6   |  | 112.7   |           | 126.0   |           |  |
| 2019 Jan.         | 113.4   |  | 110.0   |  | 111.2   |   | 107.4   |  | 106.8   |   | 104.9   |  | 116.4   |           | 135.7   |           |  |
| Feb.              | 113.8   | 113.8  | 110.3   | 110.4  | 111.5   | 111.5                                   | 112.3   | 109.5  | 107.4   | 107.7   | 106.5   | 106.2  | 117.8   | 116.7     | 135.9   | 134.1     |  |
| Mar.              | 114.2   |  | 110.9   |  | 111.8   |   | 108.8   |  | 109.0   |   | 107.3   |  | 115.9   |           | 130.7   |           |  |
| Apr.              | 114.2   |  | 110.5   |  | 110.3   |   | 108.0   |  | 107.6   |   | 107.4   |  | 118.5   |           | 138.0   |           |  |
| May               | 113.2   | 114.4  | 109.3   | 110.5  | 110.2   | 111.9                                   | 99.7    | 107.1  | 109.8   | 108.5   | 106.4   | 107.1  | 119.7   | 118.7     | 133.8   | 137.7     |  |
| June              | 115.9   |  | 111.8   |  | 115.1   |   | 113.7   |  | 108.0   |   | 107.6   |  | 117.9   |           | 141.3   |           |  |
| July              | 115.3   |  | 111.2   |  | 113.1   |   | 103.3   |  | 105.2   |   | 107.9   |  | 118.5   |           | 145.8   |           |  |
| Aug.              | 115.6   | 115.5  | 111.3   | 111.4  | 112.9   | 112.6                                   | 105.6   | 104.6  | 111.3   | 109.9   | 107.5   | 107.8  | 118.7   | 119.1     | 138.6   | 143.2     |  |
| Sep.              | 115.6   |  | 111.6   |  | 111.8   |   | 105.0   |  | 113.2   |   | 108.0   |  | 120.2   |           | 145.3   |           |  |
| Oct.              | 115.3   |  | 111.2   |  | 112.6   |   | 104.7   |  | 109.0   |   | 106.1   |  | 120.0   |           | 139.2   |           |  |
| Nov.              | 116.8   | 115.9  | 112.5   | 111.6  | 113.6   | 112.7                                   | 110.2   | 106.2  | 111.1   | 109.4   | 108.5   | 107.4  | 119.9   | 120.3     | 135.0   | 138.9     |  |
| Dec.              | 115.7   |  | 111.2   |  | 111.8   |   | 103.8   |  | 108.0   |   | 107.7   |  | 120.9   |           | 142.6   |           |  |
| 2020 Jan.         | 117.0   |  | 112.2   |  | 112.5   |   | 104.6   |  | 110.3   |   | 110.0   |  | 124.7   |           | 142.9   |           |  |
| Feb.              | 117.8   | 117.1  | 112.7   | 112.2  | 118.9   | 119.8                                   | 104.6   | 86.5   | 111.4   | 102.5   | 109.8   | 106.7  | 123.8   | 127.9     | 141.4   | 144.8     |  |
| Mar.              | 116.6   |  | 111.7   |  | 127.9   |   | 50.2    |  | 85.7    |   | 100.3   |  | 135.3   |           | 150.2   |           |  |
| Apr.              | 109.7   |  | 104.8   |  | 121.5   |   | 27.4    |  | 63.8    |   | 93.7    |  | 116.0   |           | 175.1   |           |  |
| May               | 123.3   | 118.2  | 118.2   | 113.1  | 125.7   | 121.9                                   | 76.5    | 66.0   | 111.7   | 95.8  | 123.9   | 113.5  | 116.9   | 118.3     | 176.6   | 175.1     |  |
| June              | 121.6   |  | 116.4   |  | 118.6   |   | 94.1    |  | 111.9   |   | 122.9   |  | 122.1   |           | 173.6   |           |  |
| July              | 122.5   |  | 116.6   |  | 118.3   |   | 97.0    |  | 120.9   |   | 124.8   |  | 120.9   |           | 165.9   |           |  |
| Aug.              | 125.2   | 123.6  | 119.0   | 117.7  | 122.8   | 120.2                                   | 97.7    | 97.0   | 112.5   | 112.9   | 124.5   | 123.9  | 123.1   | 122.8     | 173.4   | 168.9     |  |
| Sep.              | 123.0   |  | 117.4   |  | 119.6   |   | 96.4    |  | 105.4   |   | 122.5   |  | 124.3   |           | 167.4   |           |  |
| Oct.              | 127.1   |  | 121.2   |  | 122.0   |   | 97.9    |  | 118.7   |   | 124.1   |  | 126.7   |           | 179.5   |           |  |
| Nov.              | 128.8   | 125.0  | 123.1   | 119.2  | 122.0   | 121.4                                   | 85.6    | 81.2   | 127.5   | 112.3   | 131.0   | 122.8  | 128.5   | 128.0     | 185.4   | 182.3     |  |
| Dec.              | 119.2   |  | 113.3   |  | 120.3   |   | 60.1    |  | 90.7    |   | 113.4   |  | 128.8   |           | 182.0   |           |  |
| 2021 Jan.         | 112.7   |  | 106.4   |  | 125.8   |   | 23.0    |  | 62.4    |   | 67.6    |  | 129.3   |           | 191.6   |           |  |
| Feb.              | 116.4   | 118.1  | 109.8   | 111.5  | 125.7   | 126.8                                   | 29.4    | 37.0   | 73.1    | 74.9  | 79.1    | 85.8   | 133.4   | 130.2     | 197.8   | 195.3     |  |
| Mar.              | 125.2   |  | 118.3   |  | 128.9   |   | 58.6    |  | 89.2    |   | 110.7   |  | 127.8   |           | 196.5   |           |  |

Source of the unadjusted figures: Federal Statistical Office. \* Excluding value added tax. 1 Including stalls and markets. 2 Excluding stores, stalls and markets. 3 Classification of Economic Activities, 2008 edition. Identical with NACE Rev. 2 at the level of classes

(four-digit numerical code). 4 As of January 2020 figures are provisional, partially revised and particularly uncertain in recent months due to estimates for missing reports.

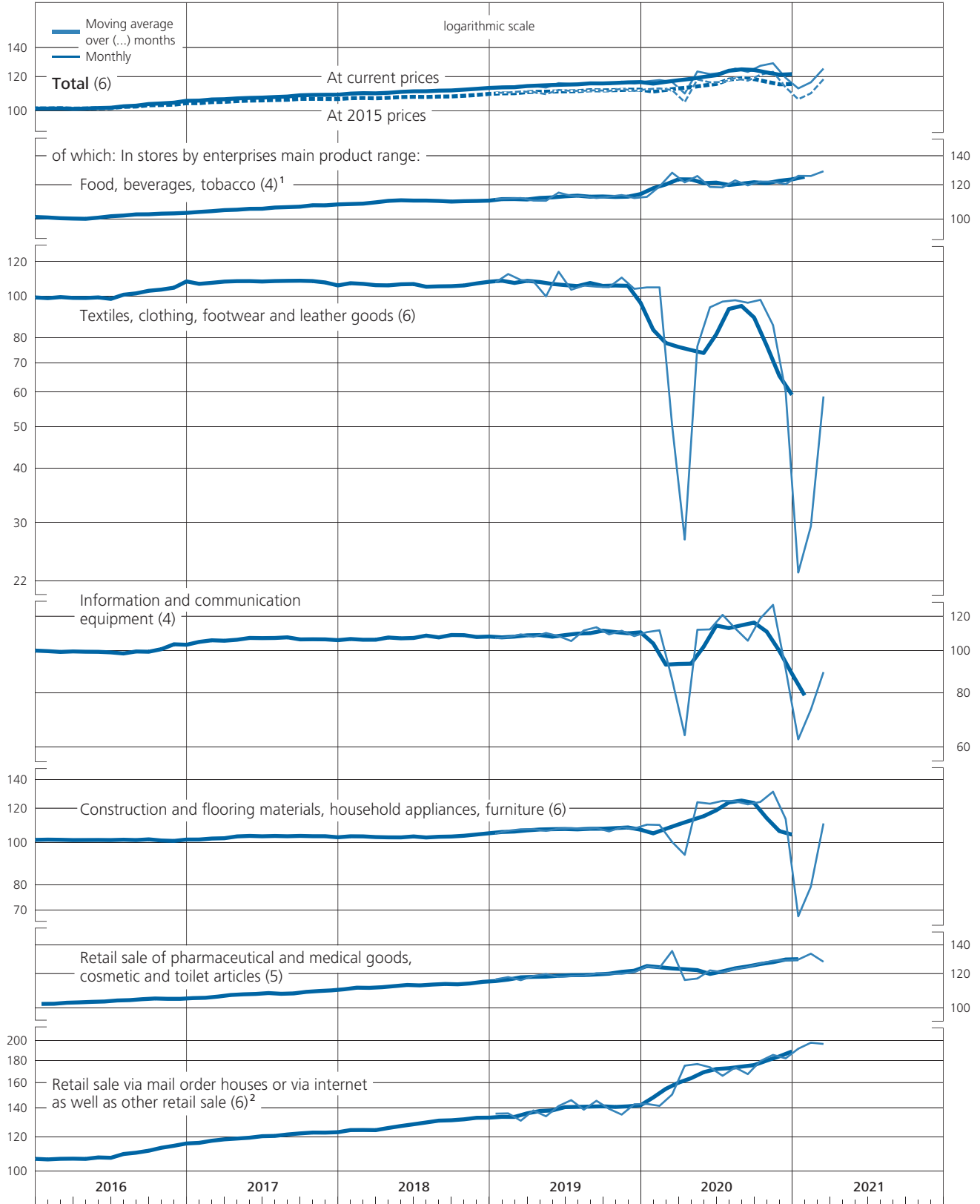
### III. Economic activity and prices

#### 4. Turnover

#### c) Retail turnover\*

2015 = 100

seasonally adjusted



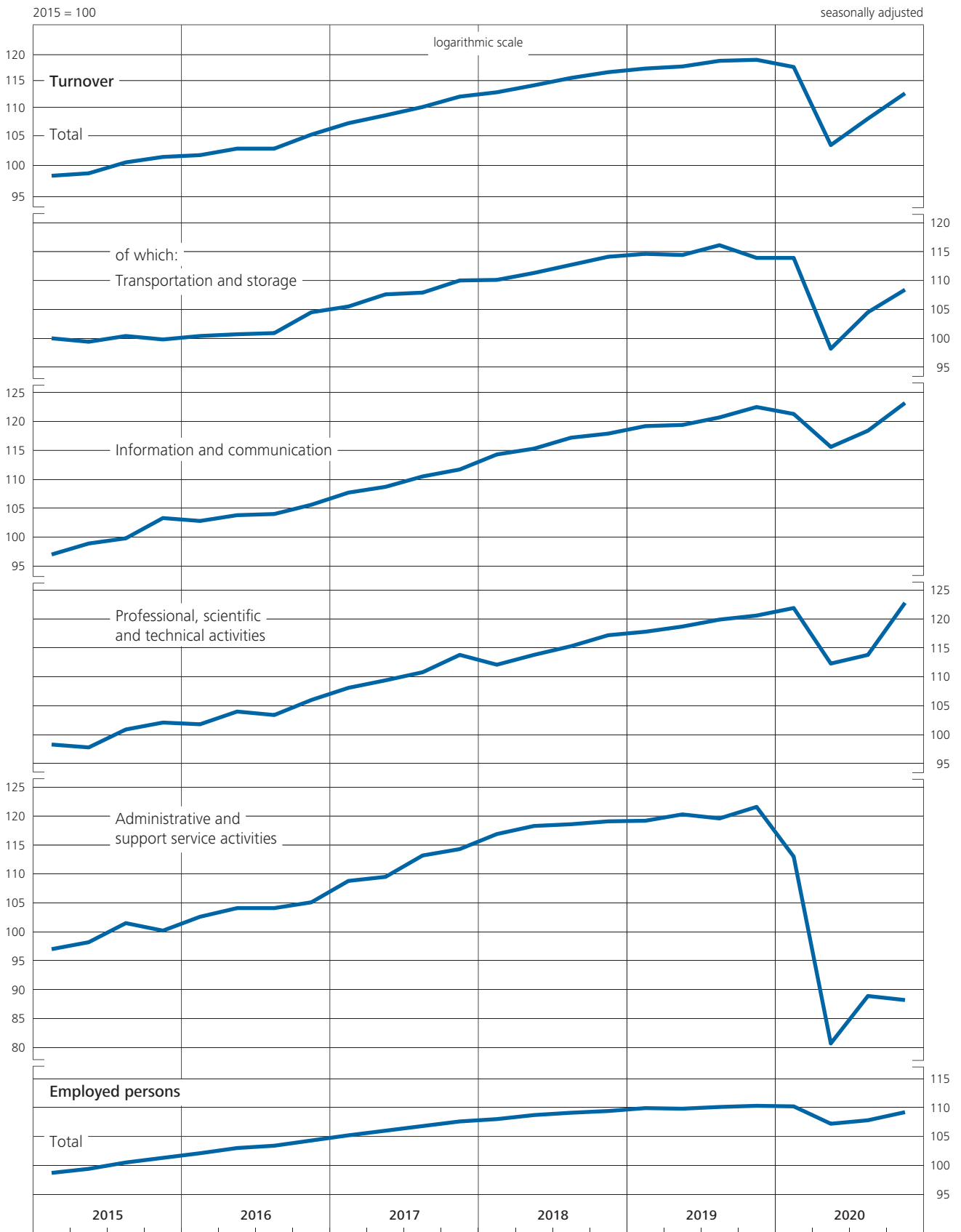
\* Excluding value added tax. <sup>1</sup> Including stalls and markets. <sup>2</sup> Excluding stores, stalls and markets.



### III. Economic activity and prices

#### 4. Turnover

##### d) Turnover and employed persons in services



### III. Economic activity and prices

#### 5. Employment and labour market \*

(R) seasonally adjusted

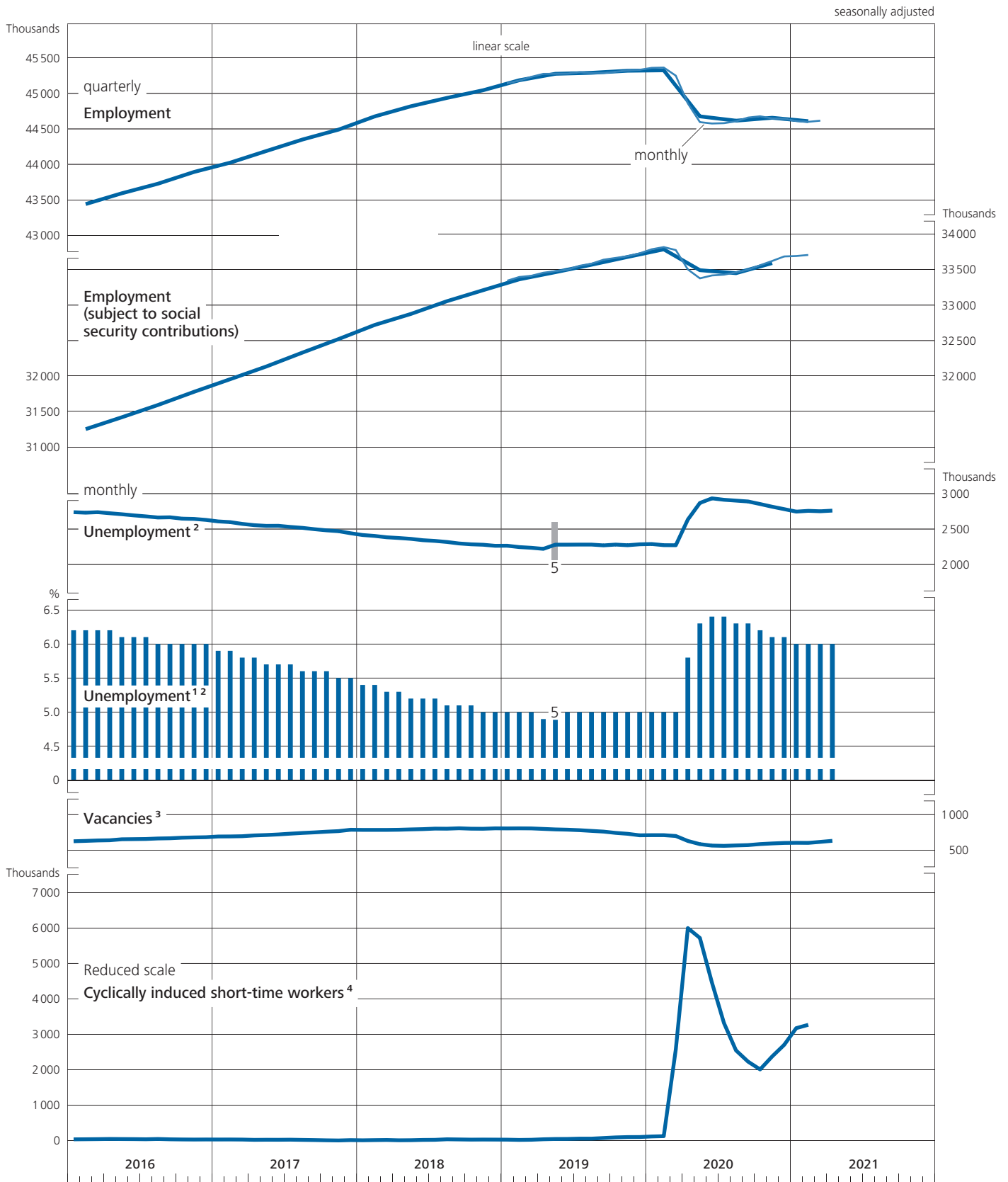
| Period    | Employment (standardised EU definition) <sup>1</sup> |           | Employment (subject to social security contributions) |           | Exclusively marginal employment <sup>2</sup> |           | Unemployment, registered (definition of the Federal Employment Agency) <sup>3</sup> |           |         |           | Cyclically induced short-time workers (A) <sup>4</sup> |           | Vacancies <sup>5</sup> |           |
|-----------|--|-----------|---|-----------|--|-----------|---|-----------|---------|-----------|--|-----------|------------------------|-----------|
|           | Thousands  |           |   |           |  |           | As a percentage of the civilian labour force  |           |         |           | Thousands  |           |                        |           |
|           | monthly  | quarterly | monthly   | quarterly | monthly                                      | quarterly | monthly   | quarterly | monthly | quarterly | monthly  | quarterly | monthly                | quarterly |
| 2016 Mar. | 43,503   |           | 31,337  |           | 4,820  |           | 2,738   |           | 6.2     |           | 45   |           | 636                    |           |
| Apr.      | 43,536   |           | 31,384  |           | 4,813  |           | 2,723   |           | 6.2     |           | 50   |           | 639                    |           |
| May       | 43,590   | 43,592    | 31,449  | 31,418    | 4,811  | 4,813     | 2,709   | 2,708     | 6.1     | 6.1       | 47   | 47        | 653                    | 649       |
| June      | 43,649   |           | 31,508  |           | 4,807  |           | 2,693   |           | 6.1     |           | 45   |           | 655                    |           |
| July      | 43,652   |           | 31,539  |           | 4,797  |           | 2,679   |           | 6.1     |           | 41   |           | 657                    |           |
| Aug.      | 43,730   | 43,727    | 31,634  | 31,591    | 4,795  | 4,797     | 2,663   | 2,670     | 6.0     | 6.0       | 49   | 43        | 664                    | 663       |
| Sep.      | 43,800   |           | 31,690  |           | 4,791  |           | 2,666   |           | 6.0     |           | 40   |           | 667                    |           |
| Oct.      | 43,837   |           | 31,744  |           | 4,786  |           | 2,647   |           | 6.0     |           | 36   |           | 675                    |           |
| Nov.      | 43,892   | 43,893    | 31,808  | 31,777    | 4,781  | 4,784     | 2,643   | 2,640     | 6.0     | 6.0       | 33   | 35        | 679                    | 679       |
| Dec.      | 43,949   |           | 31,872  |           | 4,778  |           | 2,629   |           | 6.0     |           | 35   |           | 682                    |           |
| 2017 Jan. | 43,967   |           | 31,920  |           | 4,767  |           | 2,608   |           | 5.9     |           | 34   |           | 692                    |           |
| Feb.      | 44,015   | 44,024    | 31,981  | 31,955    | 4,762  | 4,766     | 2,598   | 2,593     | 5.9     | 5.9       | 35   | 34        | 693                    | 694       |
| Mar.      | 44,090   |           | 32,054  |           | 4,760  |           | 2,573   |           | 5.8     |           | 33   |           | 696                    |           |
| Apr.      | 44,131   |           | 32,084  |           | 4,753  |           | 2,555   |           | 5.8     |           | 25   |           | 707                    |           |
| May       | 44,179   | 44,188    | 32,173  | 32,134    | 4,747  | 4,750     | 2,545   | 2,549     | 5.7     | 5.7       | 27   | 26        | 713                    | 714       |
| June      | 44,253   |           | 32,238  |           | 4,742  |           | 2,546   |           | 5.7     |           | 27   |           | 721                    |           |
| July      | 44,306   |           | 32,302  |           | 4,737  |           | 2,530   |           | 5.7     |           | 29   |           | 732                    |           |
| Aug.      | 44,349   | 44,350    | 32,359  | 32,330    | 4,731  | 4,735     | 2,517   | 2,515     | 5.6     | 5.6       | 24   | 24        | 742                    | 741       |
| Sep.      | 44,396   |           | 32,422  |           | 4,733  |           | 2,498   |           | 5.6     |           | 19   |           | 750                    |           |
| Oct.      | 44,425   |           | 32,479  |           | 4,717  |           | 2,482   |           | 5.6     |           | 12   |           | 760                    |           |
| Nov.      | 44,491   | 44,490    | 32,562  | 32,521    | 4,710  | 4,716     | 2,470   | 2,464     | 5.5     | 5.5       | 8  | 12        | 768                    | 772       |
| Dec.      | 44,553   |           | 32,621  |           | 4,708  |           | 2,441   |           | 5.5     |           | 17   |           | 787                    |           |
| 2018 Jan. | 44,643   |           | 32,704  |           | 4,708  |           | 2,416   |           | 5.4     |           | 12   |           | 785                    |           |
| Feb.      | 44,668   | 44,676    | 32,752  | 32,720    | 4,697  | 4,702     | 2,403   | 2,401     | 5.4     | 5.4       | 17   | 17        | 785                    | 785       |
| Mar.      | 44,718   |           | 32,785  |           | 4,694  |           | 2,384   |           | 5.3     |           | 21   |           | 785                    |           |
| Apr.      | 44,770   |           | 32,855  |           | 4,690  |           | 2,374   |           | 5.3     |           | 13   |           | 787                    |           |
| May       | 44,828   | 44,819    | 32,901  | 32,875    | 4,688  | 4,689     | 2,362   | 2,359     | 5.2     | 5.2       | 15   | 17        | 792                    | 792       |
| June      | 44,859   |           | 32,953  |           | 4,682  |           | 2,343   |           | 5.2     |           | 23   |           | 796                    |           |
| July      | 44,904   |           | 33,029  |           | 4,670  |           | 2,333   |           | 5.2     |           | 26   |           | 803                    |           |
| Aug.      | 44,954   | 44,937    | 33,099  | 33,055    | 4,655  | 4,662     | 2,318   | 2,316     | 5.1     | 5.1       | 41   | 34        | 802                    | 804       |
| Sep.      | 44,952   |           | 33,119  |           | 4,641  |           | 2,297   |           | 5.1     |           | 36   |           | 808                    |           |
| Oct.      | 44,995   |           | 33,189  |           | 4,638  |           | 2,285   |           | 5.1     |           | 31   |           | 802                    |           |
| Nov.      | 45,050   | 45,045    | 33,238  | 33,210    | 4,630  | 4,634     | 2,279   | 2,276     | 5.0     | 5.0       | 33   | 32        | 801                    | 803       |
| Dec.      | 45,089   |           | 33,286  |           | 4,624  |           | 2,264   |           | 5.0     |           | 32   |           | 807                    |           |
| 2019 Jan. | 45,144   |           | 33,344  |           | 4,620  |           | 2,265   |           | 5.0     |           | 30   |           | 806                    |           |
| Feb.      | 45,181   | 45,186    | 33,396  | 33,363    | 4,618  | 4,619     | 2,246   | 2,249     | 5.0     | 5.0       | 23   | 27        | 807                    | 806       |
| Mar.      | 45,234   |           | 33,413  |           | 4,611  |           | 2,236   |           | 5.0     |           | 27   |           | 806                    |           |
| Apr.      | 45,276   |           | 33,456  |           | 4,610  |           | 2,221   |           | 4.9     |           | 41   |           | 799                    |           |
| May       | 45,277   | 45,277    | 33,479  | 33,464    | 4,597  | 4,602     | 2,280   | 2,260     | 5.0     | 5.0       | 49   | 47        | 792                    | 793       |
| June      | 45,279   |           | 33,498  |           | 4,587  |           | 2,280   |           | 5.0     |           | 50   |           | 788                    |           |
| July      | 45,299   |           | 33,554  |           | 4,579  |           | 2,281   |           | 5.0     |           | 59   |           | 781                    |           |
| Aug.      | 45,286   | 45,291    | 33,584  | 33,569    | 4,558  | 4,567     | 2,281   | 2,277     | 5.0     | 5.0       | 59   | 65        | 771                    | 771       |
| Sep.      | 45,289   |           | 33,640  |           | 4,538  |           | 2,270   |           | 5.0     |           | 76   |           | 761                    |           |
| Oct.      | 45,305   |           | 33,665  |           | 4,533  |           | 2,281   |           | 5.0     |           | 94   |           | 743                    |           |
| Nov.      | 45,323   | 45,320    | 33,689  | 33,679    | 4,526  | 4,529     | 2,272   | 2,280     | 5.0     | 5.0       | 103  | 100       | 730                    | 727       |
| Dec.      | 45,333   |           | 33,730  |           | 4,519  |           | 2,285   |           | 5.0     |           | 105  |           | 709                    |           |
| 2020 Jan. | r 45,361   |           | 33,787  |           | 4,516  |           | 2,289   |           | 5.0     |           | 120  |           | 711                    |           |
| Feb.      | r 45,365   | 45,326    | 33,818  | 33,786    | 4,515  | 4,494     | 2,273   | 2,278     | 5.0     | 5.0       | 129  | 942       | 711                    | 707       |
| Mar.      | r 45,251   |           | 33,776  |           | 4,385  |           | 2,272   |           | 5.0     |           | 2,576  |           | 699                    |           |
| Apr.      | r 44,860   |           | 33,503  |           | 4,195  |           | 2,634   |           | 5.8     |           | 5,997  |           | 629                    |           |
| May       | r 44,596   | 44,677    | 33,377  | 33,492    | 4,179  | 4,223     | 2,868   | 2,812     | 6.3     | 6.1       | 5,719  | 5,392     | 584                    | 592       |
| June      | r 44,576   |           | 33,418  |           | 4,206  |           | 2,933   |           | 6.4     |           | 4,461  |           | 564                    |           |
| July      | r 44,581   |           | 33,429  |           | 4,242  |           | 2,913   |           | 6.4     |           | 3,319  |           | 560                    |           |
| Aug.      | r 44,607   | 44,616    | 33,461  | 33,450    | 4,255  | 4,243     | 2,901   | 2,901     | 6.3     | 6.3       | 2,547  | 2,699     | 566                    | 566       |
| Sep.      | r 44,660   |           | 33,499  |           | 4,260  |           | 2,889   |           | 6.3     |           | 2,230  |           | 571                    |           |
| Oct.      | r 44,678   |           | 33,562  |           | 4,250  |           | 2,853   |           | 6.2     |           | 2,011  |           | 585                    |           |
| Nov.      | r 44,648   | 44,657    | 33,622  | 33,592    | 4,155  | 4,197     | 2,815   | 2,816     | 6.1     | 6.1       | 2,376  | 2,364     | 594                    | 593       |
| Dec.      | r 44,644   |           | 33,686  |           | 4,113  |           | 2,781   |           | 6.1     |           | 2,704  |           | 601                    |           |
| 2021 Jan. | r 44,612   |           | 33,692  |           | 4,085  |           | 2,746   |           | 6.0     |           | 3,175  |           | 603                    |           |
| Feb.      | r 44,600   | 44,609    | 33,707  | ...       | 4,073  | ...       | 2,757   | 2,751     | 6.0     | 6.0       | 3,269  | ...       | 602                    | 607       |
| Mar.      | 9 44,616   |           | ...   |           | ...  |           | 2,751   |           | 6.0     |           | ...  |           | 616                    |           |
| Apr.      | ...  |           | ...   |           | ...  |           | 2,760   |           | 6.0     |           | ...  |           | 631                    |           |

Sources of the unadjusted figures: Federal Statistical Office, Federal Employment Agency. \* For employment (EU definition): averages; employment (subject to social security contributions) and exclusively marginal employment: end-of-month levels; unemployment (registered) and vacancies: mid-month levels; short-time workers: flows; quarterly figures: averages <sup>1</sup> Workplace concept. <sup>2</sup> Earned income does not regularly exceed €450 per month (until December 2012: €400). <sup>3</sup> See explanatory notes. <sup>4</sup> Definition in accordance with Section 96 of the Social Security Code (SGB III). <sup>5</sup> Excluding government-assisted forms of employment and seasonal jobs, including

jobs located abroad. <sup>6</sup> Statistical break due to ex post registration of unemployed persons in the jurisdiction SGB II. <sup>7</sup> As of May 2020, calculated on the basis of updated labour figures. <sup>8</sup> Unadjusted figures estimated by the Federal Employment Agency. The estimates for Germany in 2018 and 2019 deviated from the final figures by a maximum of 0.1 % for employees subject to social contributions, by a maximum of 0.7 % for persons solely in jobs exempt from social contributions and by a maximum of 55.3 % for cyclically induced short-time work. <sup>9</sup> Initial preliminary estimate by the Federal Statistical Office.



III. Economic activity and prices  
 5. Employment and labour market



**1** Registered unemployment as a percentage of the civilian labour force. **2** Definition of the Federal Employment Agency. **3** Excluding government-assisted forms of employment. **4** Definition in accordance with Section 96 of the Social Security

Code (SGB III). **5** Statistical break due to ex post registration of unemployed persons in the jurisdiction SGB II.

### III. Economic activity and prices

#### 6. Labour costs \*

2016 = 100

seasonally adjusted

| WZ 2008 <sup>2</sup> | of which:                                |       |                                  |       |                                  |       |                                  |       |                                  |       |                                  |       |                                  |       |                                  |      |
|----------------------|--|-------|----------------------------------|-------|----------------------------------|-------|----------------------------------|-------|----------------------------------|-------|----------------------------------|-------|----------------------------------|-------|----------------------------------|------|
|                      | Total (R)                                |       | Production sector                |       |                                  |       | Service activities (R)           |       |                                  |       | Private sector 1 (R)             |       |                                  |       |                                  |      |
|                      |  |       |                                  |       |                                  |       |                                  |       |                                  |       |                                  |       |                                  |       |                                  |      |
|                      | B - S                                    |       | B - F                            |       | C                                |       | F                                |       | G - S                            |       | G - N                            |       | O - S                            |       | B - N                            |      |
| Index                | Change from previous period in %         | Index | Change from previous period in % | Index | Change from previous period in % | Index | Change from previous period in % | Index | Change from previous period in % | Index | Change from previous period in % | Index | Change from previous period in % | Index | Change from previous period in % |      |
|                      | <b>Index of labour costs</b>             |       |                                  |       |                                  |       |                                  |       |                                  |       |                                  |       |                                  |       |                                  |      |
|                      | (R)                                      |       |                                  |       |                                  |       |                                  |       | (R)                              |       |                                  |       |                                  |       |                                  |      |
| 2016 Q4              | 101.4                                    | 1.4   | 101.2                            | 1.0   | 101.2                            | 1.0   | 101.7                            | 1.5   | 101.5                            | 1.6   | 101.4                            | 1.6   | 101.7                            | 1.5   | 101.3                            | 1.4  |
| 2017 Q1              | 102.3                                    | 0.9   | 101.4                            | 0.2   | 101.1                            | -0.1  | 102.6                            | 0.9   | 102.7                            | -1.2  | 102.6                            | 1.2   | 103.0                            | 1.3   | 102.1                            | 0.7  |
| Q2                   | 102.2                                    | -0.1  | 101.6                            | 0.2   | 101.1                            | -0.1  | 103.4                            | 0.8   | 102.5                            | -0.3  | 102.9                            | 0.3   | 101.9                            | -1.1  | 102.3                            | 0.2  |
| Q3                   | 102.8                                    | 0.6   | 102.3                            | 0.7   | 101.8                            | 0.7   | 104.7                            | 1.3   | 103.0                            | 0.5   | 103.4                            | 0.5   | 102.4                            | 0.5   | 102.9                            | 0.6  |
| Q4                   | 103.5                                    | 0.7   | 103.6                            | 1.3   | 103.1                            | 1.3   | 106.1                            | 1.3   | 103.4                            | 0.5   | 103.7                            | 0.3   | 103.0                            | 0.6   | 103.7                            | 0.7  |
| 2018 Q1              | 104.7                                    | 1.2   | 104.1                            | 0.4   | 103.6                            | 0.5   | 106.0                            | -0.0  | 105.0                            | 1.6   | 105.4                            | 1.6   | 104.5                            | 1.5   | 104.8                            | 1.1  |
| Q2                   | 104.6                                    | -0.1  | 104.7                            | 0.6   | 104.3                            | 0.7   | 107.0                            | 0.9   | 104.5                            | -0.5  | 104.9                            | -0.5  | 104.0                            | -0.5  | 104.8                            | 0.0  |
| Q3                   | 105.8                                    | 1.2   | 105.1                            | 0.4   | 104.4                            | 0.1   | 108.1                            | 1.0   | 106.2                            | 1.6   | 106.4                            | 1.4   | 105.9                            | 1.8   | 105.8                            | 1.0  |
| Q4                   | 105.8                                    | 0.0   | 105.4                            | 0.2   | 104.8                            | 0.4   | 108.0                            | -0.1  | 106.1                            | -0.1  | 106.1                            | -0.3  | 106.0                            | 0.1   | 105.8                            | -0.0 |
| 2019 Q1              | 106.7                                    | 0.8   | 106.0                            | 0.6   | 105.5                            | 0.7   | 108.3                            | 0.2   | 107.0                            | 0.9   | 107.0                            | 0.9   | 107.0                            | 1.0   | 106.6                            | 0.8  |
| Q2                   | 108.4                                    | 1.5   | 107.1                            | 1.1   | 106.2                            | 0.7   | 111.1                            | 2.6   | 108.9                            | 1.8   | 108.3                            | 1.1   | 109.8                            | 2.6   | 107.8                            | 1.1  |
| Q3                   | 108.7                                    | 0.4   | 108.6                            | 1.4   | 108.3                            | 2.0   | 110.3                            | -0.7  | 108.8                            | -0.1  | 108.3                            | 0.0   | 109.5                            | -0.3  | 108.4                            | 0.6  |
| Q4                   | 109.0                                    | 0.3   | 107.9                            | -0.6  | 107.0                            | -1.2  | 112.2                            | 1.8   | 109.5                            | 0.7   | 108.8                            | 0.5   | 110.5                            | 0.9   | 108.4                            | -0.0 |
| 2020 Q1              | 111.4                                    | 2.2   | 108.3                            | 0.3   | 107.6                            | 0.5   | 111.6                            | -0.5  | 112.9                            | 3.0   | 111.3                            | 2.3   | 114.9                            | 4.0   | 110.0                            | 1.4  |
| Q2                   | 112.5                                    | 1.0   | 110.0                            | 1.5   | 108.7                            | 1.1   | 115.9                            | 3.8   | 113.7                            | 0.7   | 112.9                            | 1.4   | 114.9                            | -0.1  | 111.6                            | 1.4  |
| Q3 <sup>r</sup>      | 110.6                                    | -1.7  | 110.4                            | 0.4   | 109.9                            | 1.1   | 113.9                            | -1.7  | 110.7                            | -2.6  | 110.6                            | -2.0  | 110.8                            | -3.5  | 110.5                            | -0.9 |
| Q4                   | 112.9                                    | 2.1   | 110.7                            | 0.3   | 109.7                            | -0.2  | 116.0                            | 1.9   | 113.9                            | 2.9   | 112.6                            | 1.8   | 115.7                            | 4.4   | 111.8                            | 1.2  |
|                      | <b>Index of gross wages and salaries</b> |       |                                  |       |                                  |       |                                  |       |                                  |       |                                  |       |                                  |       |                                  |      |
|                      | (R)                                      |       |                                  |       |                                  |       |                                  |       | (R)                              |       |                                  |       |                                  |       |                                  |      |
| 2016 Q4              | 101.2                                    | 1.1   | 101.0                            | 0.7   | 100.9                            | 0.7   | 101.5                            | 1.2   | 101.3                            | 1.3   | 101.2                            | 1.4   | 101.4                            | 1.2   | 101.1                            | 1.1  |
| 2017 Q1              | 101.9                                    | 0.7   | 101.2                            | 0.3   | 101.0                            | 0.1   | 102.3                            | 0.9   | 102.2                            | 0.9   | 101.9                            | 0.7   | 102.6                            | 1.2   | 101.6                            | 0.5  |
| Q2                   | 102.1                                    | 0.2   | 101.7                            | 0.5   | 101.4                            | 0.3   | 103.6                            | 1.2   | 102.3                            | 0.1   | 102.3                            | 0.4   | 102.3                            | -0.3  | 102.1                            | 0.4  |
| Q3                   | 102.5                                    | 0.4   | 102.3                            | 0.6   | 101.9                            | 0.5   | 104.6                            | 1.0   | 102.5                            | 0.2   | 102.8                            | 0.5   | 102.1                            | -0.1  | 102.6                            | 0.5  |
| Q4                   | 103.3                                    | 0.8   | 103.7                            | 1.3   | 103.2                            | 1.3   | 106.0                            | 1.3   | 103.1                            | 0.5   | 103.2                            | 0.4   | 102.9                            | 0.7   | 103.4                            | 0.8  |
| 2018 Q1              | 104.4                                    | 1.1   | 103.9                            | 0.3   | 103.7                            | 0.4   | 105.9                            | -0.1  | 104.6                            | 1.5   | 105.0                            | 1.7   | 104.0                            | 1.1   | 104.5                            | 1.1  |
| Q2                   | 104.5                                    | 0.1   | 104.8                            | 0.9   | 104.6                            | 0.9   | 107.3                            | 1.3   | 104.4                            | -0.2  | 104.9                            | -0.1  | 103.7                            | -0.3  | 104.9                            | 0.3  |
| Q3                   | 105.8                                    | 1.2   | 105.2                            | 0.3   | 104.6                            | 0.0   | 108.2                            | 0.9   | 106.1                            | 1.6   | 106.3                            | 1.3   | 105.9                            | 2.1   | 105.8                            | 0.9  |
| Q4                   | 106.1                                    | 0.3   | 105.6                            | 0.4   | 105.2                            | 0.5   | 108.4                            | 0.1   | 106.3                            | 0.2   | 106.3                            | 0.0   | 106.3                            | 0.4   | 106.0                            | 0.2  |
| 2019 Q1              | 106.8                                    | 0.7   | 105.8                            | 0.2   | 105.4                            | 0.3   | 108.0                            | -0.4  | 107.3                            | 0.9   | 107.8                            | 1.4   | 106.5                            | 0.2   | 106.9                            | 0.9  |
| Q2                   | 108.5                                    | 1.6   | 107.1                            | 1.2   | 106.3                            | 0.8   | 111.0                            | 2.8   | 109.2                            | 1.8   | 109.2                            | 1.3   | 109.2                            | 2.6   | 108.2                            | 1.2  |
| Q3                   | 109.0                                    | 0.5   | 108.6                            | 1.4   | 108.5                            | 2.1   | 109.8                            | -1.0  | 109.2                            | 0.0   | 109.2                            | 0.1   | 109.1                            | -0.1  | 109.0                            | 0.7  |
| Q4                   | 109.2                                    | 0.1   | 107.7                            | -0.9  | 106.9                            | -1.5  | 111.8                            | 1.8   | 109.8                            | 0.6   | 109.7                            | 0.4   | 110.0                            | 0.8   | 108.8                            | -0.1 |
| 2020 Q1              | 111.8                                    | 2.5   | 108.6                            | 0.8   | 107.9                            | 0.9   | 111.7                            | -0.1  | 113.4                            | 3.2   | 112.6                            | 2.6   | 114.5                            | 4.1   | 110.8                            | 1.8  |
| Q2                   | 112.5                                    | 0.6   | 109.6                            | 1.0   | 108.4                            | 0.5   | 115.4                            | 3.3   | 113.9                            | 0.5   | 113.8                            | 1.0   | 114.1                            | -0.4  | 111.9                            | 1.0  |
| Q3 <sup>r</sup>      | 110.9                                    | -1.5  | 110.3                            | 0.6   | 109.9                            | 1.4   | 113.4                            | -1.7  | 111.1                            | -2.4  | 111.6                            | -1.9  | 110.4                            | -3.2  | 111.0                            | -0.8 |
| Q4                   | 112.6                                    | 1.6   | 110.0                            | -0.3  | 109.0                            | -0.8  | 115.1                            | 1.5   | 113.8                            | 2.4   | 113.3                            | 1.5   | 114.5                            | 3.7   | 111.9                            | 0.7  |
|                      | <b>Index of non-wage costs</b>           |       |                                  |       |                                  |       |                                  |       |                                  |       |                                  |       |                                  |       |                                  |      |
| 2016 Q4              | 102.3                                    | 2.4   | 102.1                            | 2.3   | 102.1                            | 2.2   | 102.5                            | 2.5   | 102.3                            | 2.5   | 102.1                            | 2.7   | 102.5                            | 2.2   | 102.1                            | 2.5  |
| 2017 Q1              | 103.9                                    | 1.6   | 102.1                            | -0.1  | 101.4                            | -0.6  | 103.5                            | 1.1   | 104.6                            | -2.3  | 105.3                            | 3.1   | 104.0                            | 1.4   | 103.8                            | 1.6  |
| Q2                   | 102.4                                    | -1.4  | 101.2                            | -0.9  | 99.9                             | -1.5  | 102.8                            | -0.7  | 103.0                            | -1.6  | 105.2                            | -0.1  | 100.7                            | -3.1  | 103.3                            | -0.5 |
| Q3                   | 103.8                                    | 1.3   | 102.4                            | 1.2   | 101.2                            | 1.3   | 105.1                            | 2.2   | 104.4                            | 1.3   | 105.6                            | 0.4   | 103.1                            | 2.3   | 104.1                            | 0.8  |
| Q4                   | 104.3                                    | 0.5   | 103.6                            | 1.2   | 102.4                            | 1.2   | 106.4                            | 1.2   | 104.7                            | 0.3   | 105.8                            | 0.2   | 103.5                            | 0.4   | 104.8                            | 0.6  |
| 2018 Q1              | 106.0                                    | 1.6   | 104.5                            | 0.9   | 103.2                            | 0.8   | 106.7                            | 0.2   | 106.6                            | 1.8   | 107.2                            | 1.3   | 106.0                            | 2.4   | 106.0                            | 1.1  |
| Q2                   | 104.7                                    | -1.2  | 104.1                            | -0.3  | 103.2                            | -0.0  | 106.0                            | -0.6  | 105.0                            | -1.5  | 105.2                            | -1.9  | 104.8                            | -1.1  | 104.7                            | -1.2 |
| Q3                   | 105.9                                    | 1.2   | 105.0                            | 0.9   | 103.5                            | 0.3   | 107.7                            | 1.6   | 106.3                            | 1.3   | 106.7                            | 1.4   | 105.9                            | 1.1   | 105.9                            | 1.2  |
| Q4                   | 105.0                                    | -0.9  | 104.6                            | -0.4  | 103.4                            | -0.1  | 106.7                            | -0.9  | 105.2                            | -1.0  | 105.3                            | -1.3  | 105.2                            | -0.7  | 105.0                            | -0.9 |
| 2019 Q1              | 106.4                                    | 1.3   | 106.7                            | 2.1   | 105.7                            | 2.2   | 109.4                            | 2.4   | 106.2                            | 0.9   | 104.0                            | -1.3  | 108.6                            | 3.3   | 105.2                            | 0.3  |
| Q2                   | 107.8                                    | 1.3   | 107.3                            | 0.5   | 106.1                            | 0.4   | 111.4                            | 1.9   | 108.0                            | -1.7  | 104.7                            | 0.7   | 111.5                            | 2.7   | 105.9                            | 0.6  |
| Q3                   | 107.8                                    | 0.0   | 108.6                            | 1.2   | 107.6                            | 1.4   | 111.8                            | 0.4   | 107.5                            | -0.5  | 104.6                            | -0.1  | 110.6                            | -0.8  | 106.4                            | 0.5  |
| Q4                   | 108.6                                    | 0.7   | 108.9                            | 0.3   | 107.6                            | 0.0   | 113.6                            | 1.6   | 108.4                            | 0.9   | 105.3                            | 0.7   | 111.8                            | 1.1   | 107.0                            | 0.5  |
| 2020 Q1              | 110.0                                    | 1.3   | 107.4                            | -1.4  | 106.4                            | -1.1  | 111.2                            | -2.1  | 111.1                            | 2.5   | 106.5                            | 1.1   | 116.0                            | 3.8   | 106.9                            | -0.1 |
| Q2                   | 112.5                                    | 2.3   | 111.2                            | 3.6   | 109.8                            | 3.2   | 117.9                            | 6.0   | 113.1                            | 1.8   | 109.3                            | 2.7   | 117.0                            | 0.9   | 110.2                            | 3.1  |
| Q3 <sup>r</sup>      | 109.7                                    | -2.5  | 110.8                            | -0.4  | 109.7                            | -0.1  | 115.6                            | -1.9  | 109.2                            | -3.4  | 106.6                            | -2.5  | 112.0                            | -4.3  | 108.5                            | -1.5 |
| Q4                   | 114.1                                    | 4.0   | 113.3                            | 2.3   | 112.1                            | 2.1   | 119.2                            | 3.1   | 114.4                            | 4.8   | 110.0                            | 3.2   | 119.2                            | 6.4   | 111.5                            | 2.8  |

Source of the unadjusted figures: Federal Statistical Office. \* Labour costs per hour worked, including special payments, employers' social contributions, excluding grants to employers (for example, subsidies linked to employing the long-term unemployed);

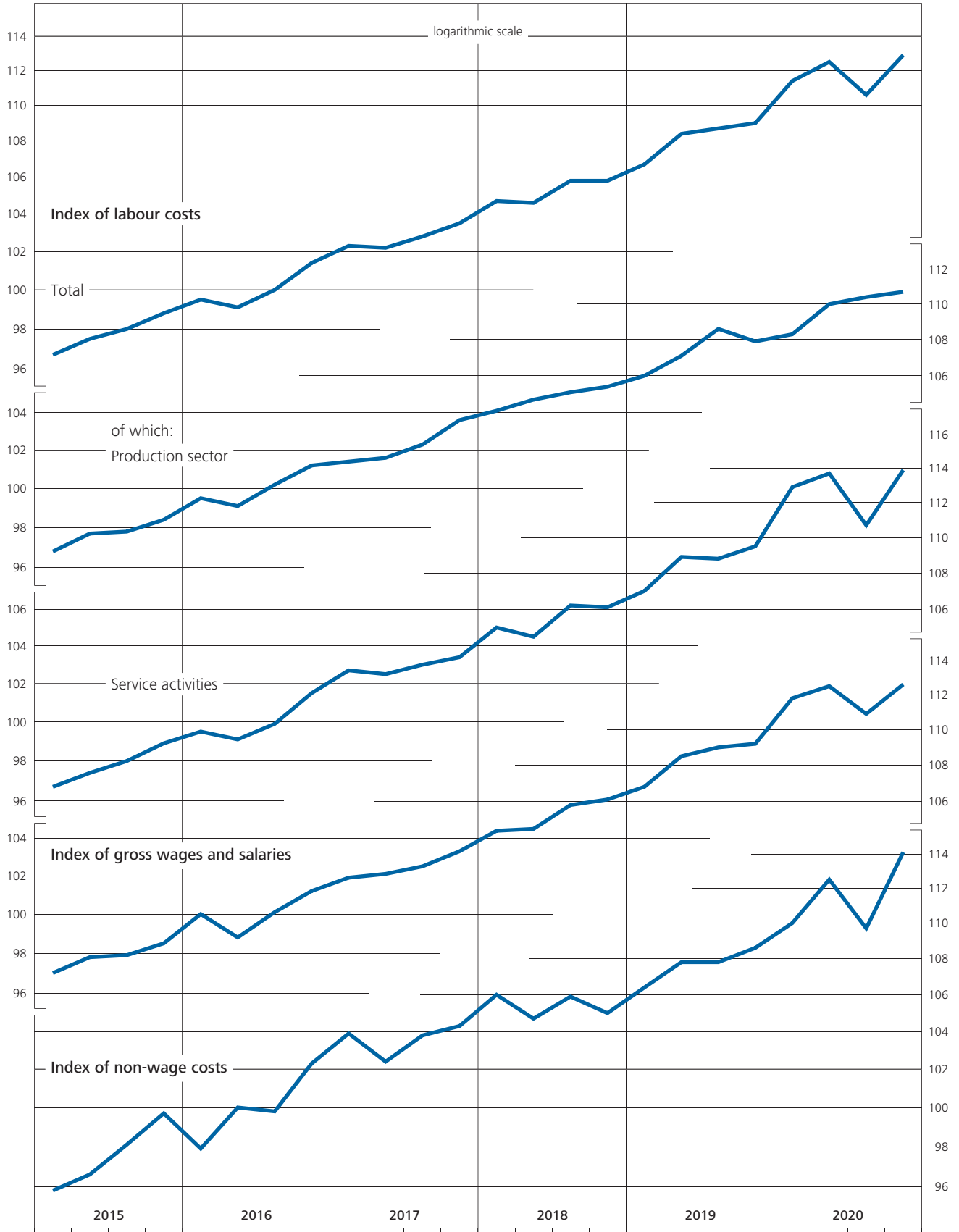
figures calculated on the basis of indices with three decimal places. 1 Production and market services sectors. 2 Classification of Economic Activities, 2008 edition.

### III. Economic activity and prices

#### 6. Labour costs

2016 = 100

seasonally adjusted



### III. Economic activity and prices

#### 7. Producer and consumer prices

##### a) Producer and harmonised index of consumer prices

2015 = 100

seasonally adjusted

| Percentage weight | Producer price index 1 |                                  |                          | Harmonised index of consumer prices |  |                             |        |              |               | Memo item:                                    |           |
|-------------------|------------------------|----------------------------------|--------------------------|-------------------------------------|--|-----------------------------|--------|--------------|---------------|---|-----------|
|                   | Of industrial products |                                  | Of agricultural products | Total 2 (R)                         | of which:  |                             |        |              | Housing rents | Consumer price index (national concept) 2 (R) |           |
|                   | Total 2                | Total excluding energy sources 3 |                          |                                     | Food (including alcoholic beverages and tobacco) | Non-energy industrial goods | Energy | Services (R) |               |   | of which: |
|                   |                        |                                  |                          |                                     |  |                             |        |              |               |   |           |
|                   | 100.00                 | 76.97                            | 100.00                   | 100.00                              | 17.40  | 27.51                       | 10.77  | 44.32        | 11.78         | 100.00  |           |
| Period            |                        |                                  |                          |                                     |  |                             |        |              |               |   |           |
| 2017 Q3           | 101.2                  | 102.8                            | 111.8                    | 102.2                               | 104.3  | 102.4                       | 96.6   | 102.8        | 103.1         | 102.1   |           |
| Q4                | 101.9                  | 103.2                            | 109.6                    | 102.7                               | 105.3  | 102.5                       | 98.2   | 103.0        | 103.5         | 102.5   |           |
| 2018 Q1           | 102.3                  | 103.6                            | 105.2                    | 103.1                               | 105.9  | 102.6                       | 98.4   | 103.6        | 104.0         | 102.9   |           |
| Q2                | 103.1                  | 104.1                            | 104.2                    | 103.9                               | 106.7  | 102.9                       | 101.3  | 104.2        | 104.4         | 103.5   |           |
| Q3                | 104.2                  | 104.6                            | r 110.2                  | 104.3                               | 107.1  | 103.1                       | 103.5  | 104.3        | 104.8         | 104.0   |           |
| Q4                | 105.1                  | 104.8                            | r 112.0                  | 104.9                               | 107.3  | 103.6                       | 105.9  | 104.6        | 105.2         | 104.5   |           |
| 2019 Q1           | 105.0                  | 104.9                            | r 112.0                  | 104.6                               | 107.3  | 103.6                       | 101.9  | 104.8        | 105.5         | 104.4   |           |
| Q2                | 105.0                  | 105.2                            | r 114.8                  | 105.5                               | 107.9  | 104.2                       | 105.1  | 105.5        | 105.9         | 105.2   |           |
| Q3                | 104.7                  | 105.2                            | r 112.7                  | 105.7                               | 109.1  | 104.3                       | 104.1  | 105.9        | 106.3         | 105.5   |           |
| Q4                | 104.6                  | 105.2                            | r 112.7                  | 106.0                               | 109.2  | 104.6                       | 103.7  | 106.4        | 106.7         | 105.8   |           |
| 2020 Q1           | 104.7                  | 105.4                            | r 113.6                  | 106.3                               | 110.4  | 104.7                       | 103.5  | 106.5        | 107.1         | 106.1   |           |
| Q2                | 103.0                  | 104.9                            | r 110.0                  | 106.2                               | 112.1  | 105.0                       | 98.2   | 107.0        | 107.4         | 106.0   |           |
| Q3                | 103.3                  | 104.8                            | r 105.8                  | 5 105.5                             | 5 110.4  | 5 103.4                     | 5 97.5 | 5 107.0      | 5 107.8       | 5 105.4                                       |           |
| Q4                | 104.3                  | 105.5                            | r 104.5                  | 5 105.4                             | 5 110.5  | 5 103.3                     | 5 96.8 | 5 107.1      | 5 108.1       | 5 105.6                                       |           |
| 2021 Q1           | 106.9                  | 107.1                            | r 109.6                  | 107.6                               | 112.5  | 105.5                       | 104.3  | 107.9        | 108.4         | 107.5   |           |
| 2017 June         | 100.7                  | 102.4                            | r 111.4                  | 101.8                               | 103.6  | 102.2                       | 96.1   | 102.3        | 102.9         | 101.8   |           |
| July              | 100.9                  | 102.6                            | r 111.7                  | 102.0                               | 104.0  | 102.3                       | 95.9   | 102.6        | 103.0         | 101.9   |           |
| Aug.              | 101.1                  | 102.8                            | r 112.8                  | 102.2                               | 104.3  | 102.5                       | 96.3   | 102.8        | 103.1         | 102.1   |           |
| Sep.              | 101.6                  | 103.1                            | r 111.0                  | 102.4                               | 104.5  | 102.5                       | 97.5   | 102.9        | 103.2         | 102.3   |           |
| Oct.              | 101.7                  | 103.2                            | r 110.5                  | 102.3                               | 105.0  | 102.5                       | 97.4   | 102.4        | 103.4         | 102.1   |           |
| Nov.              | 101.9                  | 103.2                            | r 109.6                  | 102.8                               | 105.3  | 102.5                       | 98.7   | 103.2        | 103.5         | 102.6   |           |
| Dec.              | 102.1                  | 103.3                            | r 108.8                  | 102.9                               | 105.7  | 102.5                       | 98.5   | 103.3        | 103.7         | 102.8   |           |
| 2018 Jan.         | 102.4                  | 103.6                            | r 105.8                  | 103.0                               | 105.9  | 102.5                       | 98.9   | 103.4        | 103.8         | 102.9   |           |
| Feb.              | 102.3                  | 103.6                            | r 104.6                  | 103.1                               | 105.7  | 102.5                       | 98.5   | 103.6        | 104.0         | 102.9   |           |
| Mar.              | 102.3                  | 103.7                            | r 105.3                  | 103.2                               | 106.1  | 102.7                       | 97.9   | 103.8        | 104.1         | 103.0   |           |
| Apr.              | 102.6                  | 103.8                            | r 104.6                  | 103.5                               | 106.5  | 102.8                       | 99.5   | 104.0        | 104.2         | 103.2   |           |
| May               | 103.1                  | 104.0                            | r 104.0                  | 104.0                               | 106.6  | 102.8                       | 101.9  | 104.3        | 104.4         | 103.6   |           |
| June              | 103.6                  | 104.4                            | r 103.9                  | 104.1                               | 106.9  | 103.0                       | 102.4  | 104.3        | 104.5         | 103.7   |           |
| July              | 103.8                  | 104.4                            | r 107.0                  | 104.0                               | 106.8  | 102.6                       | 102.3  | 104.3        | 104.7         | 103.7   |           |
| Aug.              | 104.2                  | 104.6                            | r 110.8                  | 104.2                               | 106.9  | 103.2                       | 103.1  | 104.3        | 104.8         | 104.0   |           |
| Sep.              | 104.7                  | 104.7                            | r 112.9                  | 104.7                               | 107.6  | 103.5                       | 105.1  | 104.4        | 104.9         | 104.4   |           |
| Oct.              | 105.0                  | 104.7                            | r 112.4                  | 104.9                               | 107.3  | 103.6                       | 106.1  | 104.6        | 105.0         | 104.5   |           |
| Nov.              | 105.3                  | 104.9                            | r 112.1                  | 105.1                               | 107.4  | 103.6                       | 108.0  | 104.5        | 105.2         | 104.7   |           |
| Dec.              | 104.9                  | 104.9                            | r 111.4                  | 104.6                               | 107.2  | 103.5                       | 103.5  | 104.6        | 105.3         | 104.4   |           |
| 2019 Jan.         | 105.1                  | 104.9                            | r 111.7                  | 104.5                               | 107.2  | 103.7                       | 101.5  | 104.7        | 105.4         | 104.3   |           |
| Feb.              | 105.0                  | 104.8                            | r 111.7                  | 104.5                               | 107.4  | 103.8                       | 101.7  | 104.7        | 105.5         | 104.4   |           |
| Mar.              | 104.8                  | 104.9                            | r 112.7                  | 104.7                               | 107.4  | 103.4                       | 102.4  | 105.1        | 105.6         | 104.6   |           |
| Apr.              | 105.2                  | 105.1                            | r 114.4                  | 105.3                               | 107.5  | 104.0                       | 104.4  | 105.5        | 105.8         | 105.1   |           |
| May               | 105.1                  | 105.2                            | r 115.4                  | 105.6                               | 107.9  | 104.2                       | 106.1  | 105.5        | 105.9         | 105.3   |           |
| June              | 104.8                  | 105.2                            | r 114.5                  | 105.6                               | 108.3  | 104.3                       | 104.9  | 105.6        | 106.1         | 105.3   |           |
| July              | 104.9                  | 105.2                            | r 114.1                  | 105.7                               | 108.8  | 104.3                       | 104.7  | 105.7        | 106.2         | 105.4   |           |
| Aug.              | 104.5                  | 105.2                            | r 112.9                  | 105.7                               | 109.2  | 104.3                       | 103.8  | 105.9        | 106.3         | 105.5   |           |
| Sep.              | 104.7                  | 105.3                            | r 111.1                  | 105.8                               | 109.2  | 104.4                       | 103.8  | 106.1        | 106.4         | 105.7   |           |
| Oct.              | 104.4                  | 105.0                            | r 111.3                  | 105.9                               | 108.9  | 104.4                       | 103.8  | 106.3        | 106.6         | 105.7   |           |
| Nov.              | 104.6                  | 105.2                            | r 112.5                  | 106.0                               | 109.4  | 104.6                       | 103.7  | 106.4        | 106.7         | 105.8   |           |
| Dec.              | 104.7                  | 105.4                            | r 114.4                  | 106.2                               | 109.4  | 104.7                       | 103.6  | 106.6        | 106.8         | 106.0   |           |
| 2020 Jan.         | 105.3                  | 105.5                            | r 113.5                  | 106.3                               | 110.0  | 104.7                       | 104.9  | 106.4        | 107.0         | 106.2   |           |
| Feb.              | 104.9                  | 105.5                            | r 113.9                  | 106.4                               | 110.6  | 104.7                       | 103.9  | 106.6        | 107.1         | 106.2   |           |
| Mar.              | 103.9                  | 105.3                            | r 113.4                  | 106.1                               | 110.7  | 104.7                       | 101.6  | 106.6        | 107.2         | 106.0   |           |
| Apr.              | 103.2                  | 105.0                            | r 111.6                  | 106.2                               | 111.8  | 104.9                       | 98.6   | 106.9        | 107.3         | 105.9   |           |
| May               | 102.8                  | 104.8                            | r 108.9                  | 106.1                               | 112.0  | 105.0                       | 97.4   | 106.9        | 107.4         | 105.9   |           |
| June              | 102.9                  | 104.8                            | r 109.4                  | 106.4                               | 112.5  | 105.0                       | 98.7   | 107.1        | 107.6         | 106.2   |           |
| July              | 103.1                  | 104.7                            | r 107.4                  | 5 105.5                             | 5 110.3  | 5 103.3                     | 5 98.0 | 5 106.9      | 5 107.7       | 5 105.4                                       |           |
| Aug.              | 103.2                  | 104.8                            | r 105.2                  | 5 105.5                             | 5 110.5  | 5 103.5                     | 5 97.6 | 5 107.0      | 5 107.8       | 5 105.5                                       |           |
| Sep.              | 103.6                  | 105.0                            | r 104.8                  | 5 105.4                             | 5 110.3  | 5 103.3                     | 5 96.9 | 5 107.1      | 5 107.9       | 5 105.4                                       |           |
| Oct.              | 103.9                  | 105.2                            | r 105.0                  | 5 105.4                             | 5 110.5  | 5 103.4                     | 5 97.0 | 5 107.0      | 5 108.0       | 5 105.6                                       |           |
| Nov.              | 104.2                  | 105.5                            | r 104.4                  | 5 105.4                             | 5 110.7  | 5 103.4                     | 5 96.0 | 5 107.1      | 5 108.1       | 5 105.5                                       |           |
| Dec.              | 104.9                  | 105.7                            | r 104.2                  | 5 105.5                             | 5 110.2  | 5 103.0                     | 5 97.4 | 5 107.3      | 5 108.2       | 5 105.8                                       |           |
| 2021 Jan.         | 106.2                  | 106.5                            | r 106.8                  | 107.3                               | 112.1  | 105.6                       | 102.6  | 107.8        | 108.3         | 107.2   |           |
| Feb.              | 106.8                  | 106.9                            | r 108.5                  | 107.6                               | 112.5  | 105.7                       | 104.1  | 107.9        | 108.4         | 107.5   |           |
| Mar.              | 107.8                  | 107.8                            | r 113.5                  | 107.9                               | 112.8  | 105.3                       | 106.2  | 108.1        | 108.6         | 107.9   |           |
| Apr.              | 108.7                  | 108.8                            | r ...                    | 108.3                               | 114.1  | 105.4                       | 106.1  | 108.4        | 108.7         | 108.1   |           |

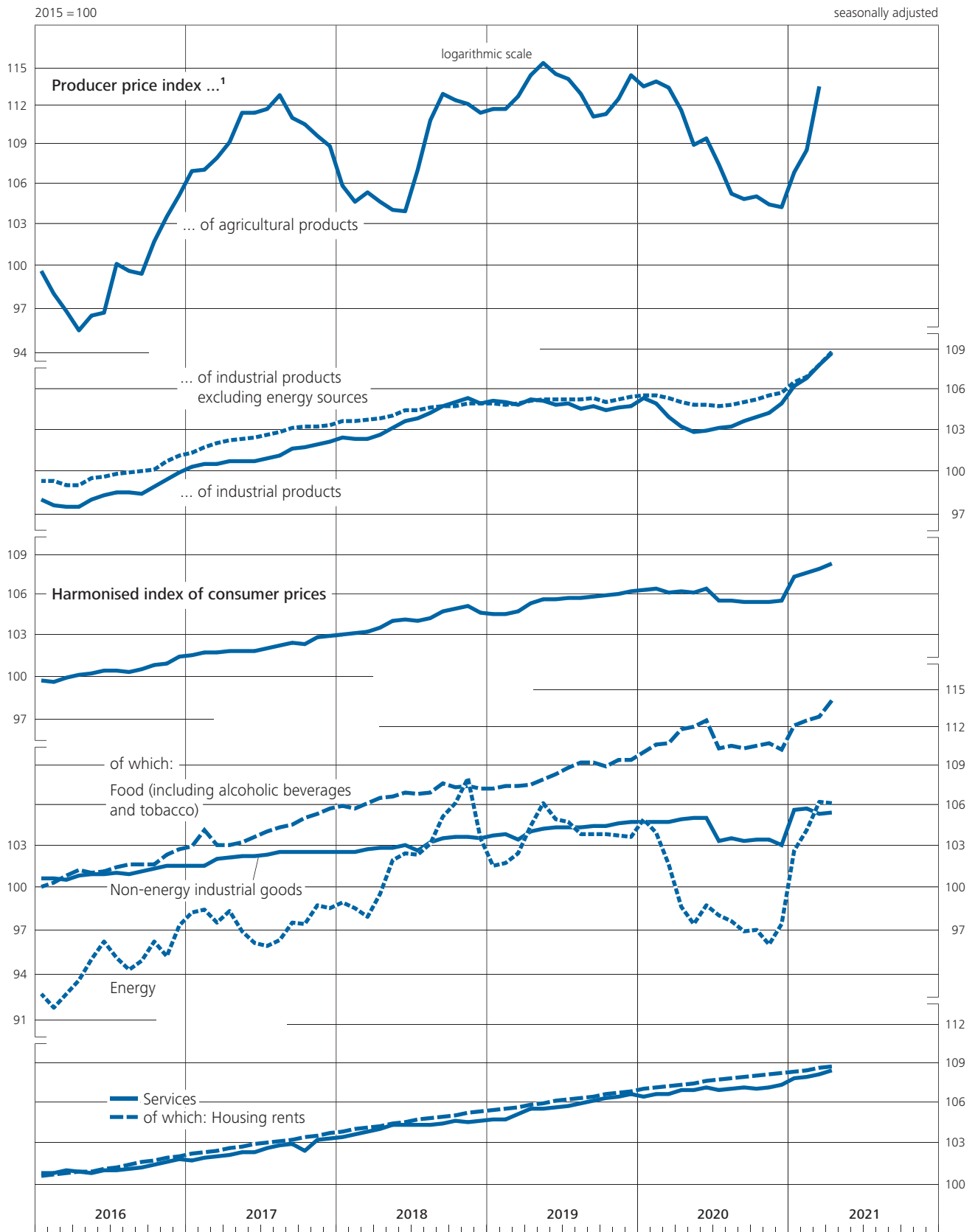
Source of the unadjusted figures: Federal Statistical Office. **1** Domestic sales; excluding value added tax. **2** Derived from seasonally adjusted components, subindex of energy and energy sources, respectively, not seasonally adjusted as of 2010. **3** Energy sources

include refined petroleum and coke oven products, crude petroleum, electricity, gas, coal and district heating (Bundesbank calculation). **4** Figures as of September 2020 provisional. **5** Influenced by a reduction of value added tax.

### III. Economic activity and prices

#### 7. Producer and consumer prices

##### a) Producer and harmonised index of consumer prices



<sup>1</sup> Domestic sales; excluding value added tax.

### III. Economic activity and prices

#### 7. Producer and consumer prices

##### b) Consumer price index (national concept)

2015 = 100

seasonally adjusted

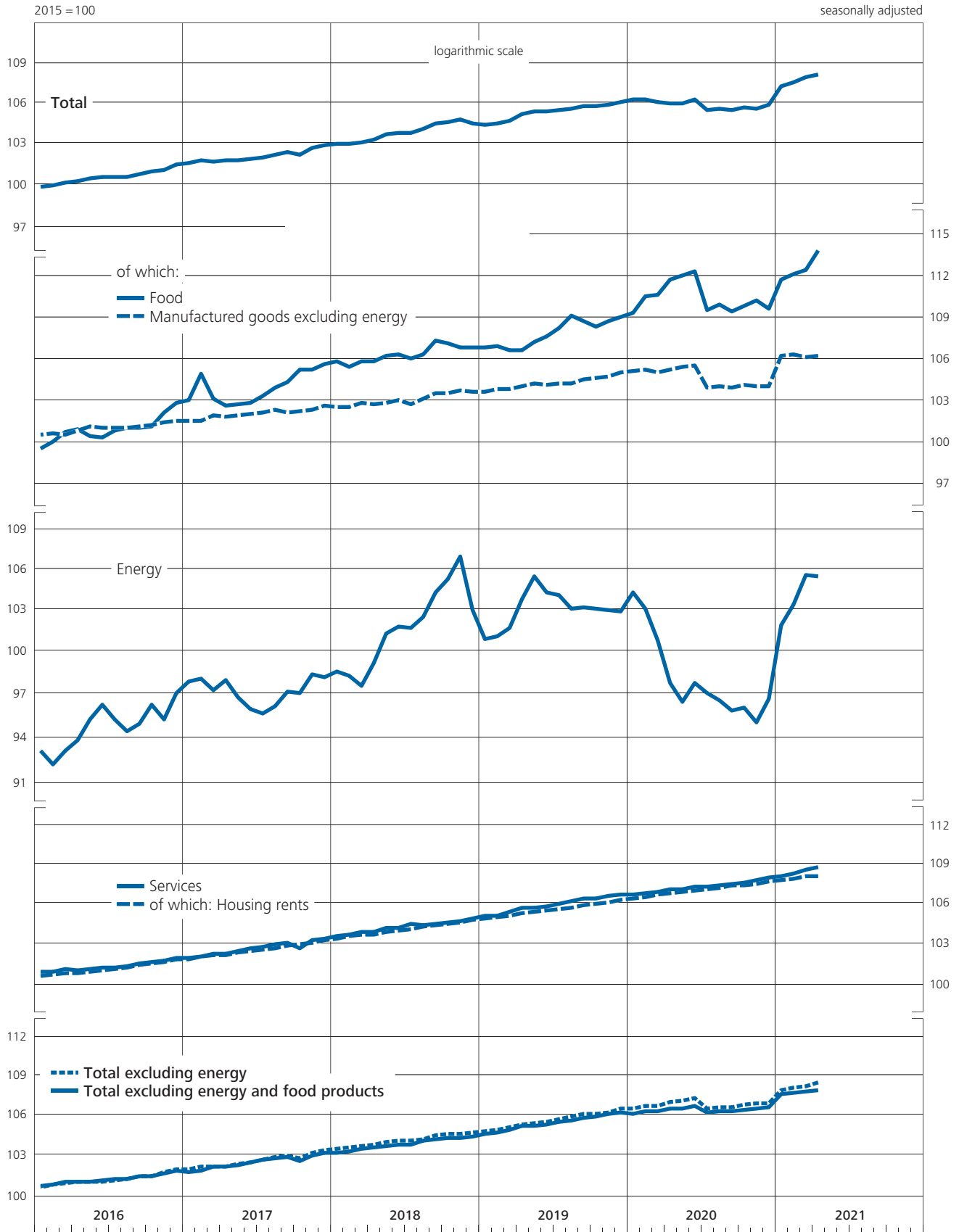
| Percentage weight | of which:              |           |         |           |                                     |           |                     |           |              |           |           |           | Total excluding energy <sup>3</sup> (R) |           | Total excluding energy and food products (R) |           |         |           |
|-------------------|------------------------|-----------|---------|-----------|-------------------------------------|-----------|---------------------|-----------|--------------|-----------|-----------|-----------|---|-----------|--|-----------|---------|-----------|
|                   | Total <sup>1</sup> (R) |           | Food    |           | Manufactured goods excluding energy |           | Energy <sup>2</sup> |           | Services (R) |           | of which: |           |   |           |  |           |         |           |
|                   | monthly                | quarterly | monthly | quarterly | monthly                             | quarterly | monthly             | quarterly | monthly      | quarterly | monthly   | quarterly | monthly                                 | quarterly | monthly                                      | quarterly | monthly | quarterly |
|                   | 100.00                 |           | 8.49    |           | 27.95                               |           | 10.38               |           | 53.18        |           | 20.73     |           | 89.62                                   |           | 81.13  |           |         |           |
| 2015 Dec.         | 99.9                   |           | 100.0   |           | 100.3                               |           | 95.3                |           | 100.6        |           | 100.5     |           | 100.5                                   |           | 100.5  |           |         |           |
| 2016 Jan.         | 99.8                   |           | 99.5    |           | 100.5                               |           | 93.1                |           | 100.9        |           | 100.6     |           | 100.6                                   |           | 100.7  |           |         |           |
| Feb.              | 99.9                   | 99.9      | 100.0   | 100.1     | 100.6                               | 100.5     | 92.2                | 92.8      | 100.9        | 101.0     | 100.7     | 100.7     | 100.8                                   | 100.8     | 100.8  | 100.8     | 100.8   | 100.8     |
| Mar.              | 100.1                  |           | 100.7   |           | 100.5                               |           | 93.1                |           | 101.1        |           | 100.8     | 100.7     | 100.9                                   | 100.8     | 100.9  | 100.9     | 101.0   | 101.0     |
| Apr.              | 100.2                  |           | 100.9   |           | 100.8                               |           | 93.8                |           | 101.0        |           | 100.8     |           | 101.0                                   |           | 101.0  |           |         |           |
| May               | 100.4                  | 100.4     | 100.4   | 100.5     | 101.1                               | 101.0     | 95.2                | 95.1      | 101.1        | 101.1     | 100.9     | 100.9     | 101.0                                   | 101.0     | 101.0  | 101.0     | 101.0   | 101.0     |
| June              | 100.5                  |           | 100.3   |           | 101.0                               |           | 96.2                |           | 101.2        |           | 101.0     |           | 101.0                                   |           | 101.0  |           |         |           |
| July              | 100.5                  |           | 100.8   |           | 101.0                               |           | 95.2                |           | 101.2        |           | 101.1     |           | 101.1                                   |           | 101.1  |           |         |           |
| Aug.              | 100.5                  | 100.6     | 101.0   | 100.9     | 101.0                               | 101.0     | 94.4                | 94.8      | 101.3        | 101.3     | 101.2     | 101.2     | 101.2                                   | 101.2     | 101.2  | 101.2     | 101.2   | 101.3     |
| Sep.              | 100.7                  |           | 101.0   |           | 101.1                               |           | 94.9                |           | 101.5        |           | 101.4     |           | 101.4                                   |           | 101.4  |           |         |           |
| Oct.              | 100.9                  |           | 101.1   |           | 101.2                               |           | 96.2                |           | 101.6        |           | 101.5     |           | 101.5                                   |           | 101.4  |           |         |           |
| Nov.              | 101.0                  | 101.1     | 102.1   | 102.0     | 101.4                               | 101.4     | 95.2                | 96.1      | 101.7        | 101.7     | 101.6     | 101.6     | 101.7                                   | 101.7     | 101.7  | 101.7     | 101.6   | 101.6     |
| Dec.              | 101.4                  |           | 102.8   |           | 101.5                               |           | 97.0                |           | 101.9        |           | 101.8     |           | 101.9                                   |           | 101.9  |           |         |           |
| 2017 Jan.         | 101.5                  |           | 103.0   |           | 101.5                               |           | 97.8                |           | 101.9        |           | 101.8     |           | 101.9                                   |           | 101.7  |           |         |           |
| Feb.              | 101.7                  | 101.6     | 104.9   | 103.7     | 101.5                               | 101.6     | 98.0                | 97.7      | 102.0        | 102.0     | 102.0     | 102.0     | 102.1                                   | 102.0     | 102.1  | 102.0     | 101.8   | 101.9     |
| Mar.              | 101.6                  |           | 103.1   |           | 101.9                               |           | 97.2                |           | 102.2        |           | 102.1     |           | 102.1                                   |           | 102.1  |           |         |           |
| Apr.              | 101.7                  |           | 102.6   |           | 101.8                               |           | 97.9                |           | 102.2        |           | 102.1     |           | 102.1                                   |           | 102.1  |           |         |           |
| May               | 101.7                  | 101.7     | 102.7   | 102.7     | 101.9                               | 101.9     | 96.7                | 96.8      | 102.4        | 102.4     | 102.3     | 102.3     | 102.3                                   | 102.3     | 102.3  | 102.3     | 102.2   | 102.2     |
| June              | 101.8                  |           | 102.8   |           | 102.0                               |           | 95.9                |           | 102.6        |           | 102.4     |           | 102.4                                   |           | 102.4  |           |         |           |
| July              | 101.9                  |           | 103.3   |           | 102.1                               |           | 95.6                |           | 102.7        |           | 102.5     |           | 102.6                                   |           | 102.6  |           |         |           |
| Aug.              | 102.1                  | 102.1     | 103.9   | 103.8     | 102.3                               | 102.2     | 96.1                | 96.3      | 102.9        | 102.9     | 102.6     | 102.6     | 102.8                                   | 102.8     | 102.8  | 102.8     | 102.7   | 102.7     |
| Sep.              | 102.3                  |           | 104.3   |           | 102.1                               |           | 97.1                |           | 103.0        |           | 102.8     |           | 102.9                                   |           | 102.9  |           |         |           |
| Oct.              | 102.1                  |           | 105.2   |           | 102.2                               |           | 97.0                |           | 102.6        |           | 102.9     |           | 102.7                                   |           | 102.7  |           |         |           |
| Nov.              | 102.6                  | 102.5     | 105.2   | 105.3     | 102.3                               | 102.4     | 98.3                | 97.8      | 103.2        | 103.0     | 103.0     | 103.0     | 103.1                                   | 103.0     | 103.1  | 103.0     | 102.9   | 102.8     |
| Dec.              | 102.8                  |           | 105.6   |           | 102.6                               |           | 98.1                |           | 103.3        |           | 103.2     |           | 103.3                                   |           | 103.3  |           |         |           |
| 2018 Jan.         | 102.9                  |           | 105.8   |           | 102.5                               |           | 98.5                |           | 103.5        |           | 103.3     |           | 103.4                                   |           | 103.1  |           |         |           |
| Feb.              | 102.9                  | 102.9     | 105.4   | 105.7     | 102.5                               | 102.6     | 98.2                | 98.1      | 103.6        | 103.6     | 103.5     | 103.5     | 103.5                                   | 103.5     | 103.5  | 103.5     | 103.2   | 103.2     |
| Mar.              | 103.0                  |           | 105.8   |           | 102.8                               |           | 97.5                |           | 103.8        |           | 103.6     |           | 103.6                                   |           | 103.6  |           |         |           |
| Apr.              | 103.2                  |           | 105.8   |           | 102.7                               |           | 99.1                |           | 103.8        |           | 103.6     |           | 103.7                                   |           | 103.5  |           |         |           |
| May               | 103.6                  | 103.5     | 106.2   | 106.1     | 102.8                               | 102.8     | 101.2               | 100.7     | 104.1        | 104.0     | 103.8     | 103.8     | 103.9                                   | 103.9     | 103.6  | 103.6     | 103.6   | 103.6     |
| June              | 103.7                  |           | 106.3   |           | 103.0                               |           | 101.7               |           | 104.1        |           | 103.9     |           | 104.0                                   |           | 104.0  |           |         |           |
| July              | 103.7                  |           | 106.0   |           | 102.7                               |           | 101.6               |           | 104.4        |           | 104.0     |           | 104.0                                   |           | 104.0  |           |         |           |
| Aug.              | 104.0                  | 104.0     | 106.3   | 106.5     | 103.1                               | 103.1     | 102.4               | 102.7     | 104.3        | 104.4     | 104.2     | 104.2     | 104.1                                   | 104.2     | 104.1  | 104.2     | 104.0   | 103.9     |
| Sep.              | 104.4                  |           | 107.3   |           | 103.5                               |           | 104.2               |           | 104.4        |           | 104.3     |           | 104.4                                   |           | 104.4  |           |         |           |
| Oct.              | 104.5                  |           | 107.1   |           | 103.5                               |           | 105.2               |           | 104.5        |           | 104.4     |           | 104.5                                   |           | 104.5  |           |         |           |
| Nov.              | 104.7                  | 104.5     | 106.8   | 106.9     | 103.7                               | 103.6     | 106.9               | 105.0     | 104.6        | 104.6     | 104.5     | 104.5     | 104.5                                   | 104.5     | 104.5  | 104.5     | 104.2   | 104.2     |
| Dec.              | 104.4                  |           | 106.8   |           | 103.6                               |           | 102.9               |           | 104.8        |           | 104.7     |           | 104.6                                   |           | 104.6  |           |         |           |
| 2019 Jan.         | 104.3                  |           | 106.8   |           | 103.6                               |           | 100.8               |           | 105.0        |           | 104.8     |           | 104.7                                   |           | 104.5  |           |         |           |
| Feb.              | 104.4                  | 104.4     | 106.9   | 106.8     | 103.8                               | 103.7     | 101.0               | 101.1     | 105.0        | 105.1     | 104.9     | 104.9     | 104.8                                   | 104.8     | 104.6  | 104.6     | 104.6   | 104.6     |
| Mar.              | 104.6                  |           | 106.6   |           | 103.8                               |           | 101.6               |           | 105.3        |           | 105.0     |           | 105.0                                   |           | 104.8  |           |         |           |
| Apr.              | 105.1                  |           | 106.6   |           | 104.0                               |           | 103.7               |           | 105.6        |           | 105.2     |           | 105.2                                   |           | 105.2  |           |         |           |
| May               | 105.3                  | 105.2     | 107.2   | 107.1     | 104.2                               | 104.1     | 105.4               | 104.4     | 105.6        | 105.6     | 105.3     | 105.3     | 105.3                                   | 105.3     | 105.1  | 105.1     | 105.1   | 105.1     |
| June              | 105.3                  |           | 107.6   |           | 104.1                               |           | 104.2               |           | 105.7        |           | 105.4     |           | 105.4                                   |           | 105.2  |           |         |           |
| July              | 105.4                  |           | 108.2   |           | 104.2                               |           | 104.0               |           | 105.9        |           | 105.5     |           | 105.6                                   |           | 105.4  |           |         |           |
| Aug.              | 105.5                  | 105.5     | 109.1   | 108.7     | 104.2                               | 104.3     | 103.0               | 103.4     | 106.1        | 106.1     | 105.6     | 105.6     | 105.8                                   | 105.8     | 105.5  | 105.5     | 105.5   | 105.5     |
| Sep.              | 105.7                  |           | 108.7   |           | 104.5                               |           | 103.1               |           | 106.3        |           | 105.8     |           | 106.0                                   |           | 105.7  |           |         |           |
| Oct.              | 105.7                  |           | 108.3   |           | 104.6                               |           | 103.0               |           | 106.3        |           | 105.9     |           | 106.0                                   |           | 105.8  |           |         |           |
| Nov.              | 105.8                  | 105.8     | 108.7   | 108.7     | 104.7                               | 104.8     | 102.9               | 102.9     | 106.5        | 106.5     | 106.0     | 106.0     | 106.1                                   | 106.2     | 106.0  | 106.0     | 106.0   | 106.0     |
| Dec.              | 106.0                  |           | 109.0   |           | 105.0                               |           | 102.8               |           | 106.6        |           | 106.2     |           | 106.4                                   |           | 106.1  |           |         |           |
| 2020 Jan.         | 106.2                  |           | 109.3   |           | 105.1                               |           | 104.2               |           | 106.6        |           | 106.3     |           | 106.4                                   |           | 106.0  |           |         |           |
| Feb.              | 106.2                  | 106.1     | 110.5   | 110.1     | 105.2                               | 105.1     | 103.0               | 102.6     | 106.7        | 106.7     | 106.4     | 106.4     | 106.6                                   | 106.5     | 106.2  | 106.2     | 106.2   | 106.1     |
| Mar.              | 106.0                  |           | 110.6   |           | 105.0                               |           | 100.7               |           | 106.8        |           | 106.6     |           | 106.6                                   |           | 106.6  |           |         |           |
| Apr.              | 105.9                  |           | 111.7   |           | 105.2                               |           | 97.7                |           | 107.0        |           | 106.7     |           | 106.9                                   |           | 106.4  |           |         |           |
| May               | 105.9                  | 106.0     | 112.0   | 112.0     | 105.4                               | 105.4     | 96.4                | 97.3      | 107.1        | 107.1     | 106.8     | 106.8     | 107.0                                   | 107.0     | 106.4  | 106.4     | 106.5   | 106.5     |
| June              | 106.2                  |           | 112.3   |           | 105.5                               |           | 97.7                |           | 107.2        |           | 106.9     |           | 107.2                                   |           | 106.6  |           |         |           |
| July <sup>4</sup> | 105.4                  |           | 109.5   |           | 103.9                               |           | 97.0                |           | 107.2        |           | 107.0     |           | 106.4                                   |           | 106.1  |           |         |           |
| Aug. <sup>4</sup> | 105.5                  | 105.4     | 109.9   | 109.6     | 104.0                               | 103.9     | 96.5                | 96.4      | 107.3        | 107.3     | 107.1     | 107.1     | 106.5                                   | 106.5     | 106.2  | 106.2     | 106.2   | 106.2     |
| Sep. <sup>4</sup> | 105.4                  |           | 109.4   |           | 103.9                               |           | 95.8                |           | 107.4        |           | 107.3     |           | 106.5                                   |           | 106.2  |           |         |           |
| Oct. <sup>4</sup> | 105.6                  |           | 109.8   |           | 104.1                               |           | 96.0                |           | 107.5        |           | 107.3     |           | 106.7                                   |           | 106.3  |           |         |           |
| Nov. <sup>4</sup> | 105.5                  | 105.6     | 110.2   | 109.9     | 104.0                               | 104.0     | 95.0                | 95.9      | 107.7        | 107.7     | 107.4     | 107.4     | 106.8                                   | 106.8     | 106.4  | 106.4     | 106.4   | 106.4     |
| Dec. <sup>4</sup> | 105.8                  |           | 109.6   |           | 104.0                               |           | 96.6                |           | 107.9        |           | 107.6     |           | 106.8                                   |           | 106.5  |           |         |           |
| 2021 Jan.         | 107.2                  |           | 111.7   |           | 106.2                               |           | 101.8               |           | 108.0        |           | 107.7     |           | 107.8                                   |           | 107.5  |           |         |           |
| Feb.              | 107.5                  | 107.5     | 112.1   | 112.1     | 106.3                               | 106.2     | 103.3               | 103.5     | 108.2        | 108.2     | 107.8     | 107.8     | 108.0                                   | 108.0     | 107.6  | 107.6     | 107.6   | 107.6     |
| Mar.              | 107.9                  |           | 112.4   |           | 106.1                               |           | 105.5               |           | 108.5        |           | 108.0     |           | 108.1                                   |           | 107.7  |           |         |           |
| Apr.              | 108.1                  |           | 113.8   |           | 106.2                               |           | 105.4               |           | 108.7        |           | 108.0     |           | 108.4                                   |           | 107.8  |           |         |           |

Source of the unadjusted figures: Federal Statistical Office. <sup>1</sup> Derived from seasonally adjusted components. <sup>2</sup> As of 2010 not seasonally adjusted. <sup>3</sup> Electricity, gas, other fuels and motor fuels. <sup>4</sup> Influenced by a reduction of value added tax.

III. Economic activity and prices

7. Producer and consumer prices

b) Consumer price index (national concept)



### III. Economic activity and prices

#### 8. Foreign trade prices

2015 = 100

seasonally adjusted

| Period    | Exports |           |                        |           | Imports |           |                        |           | Terms of trade 1 |           |                        |           |
|-----------|---------|-----------|------------------------|-----------|---------|-----------|------------------------|-----------|------------------|-----------|------------------------|-----------|
|           | Total 2 |           | Total excluding energy |           | Total 2 |           | Total excluding energy |           | Total 2          |           | Total excluding energy |           |
|           | monthly | quarterly | monthly                | quarterly | monthly | quarterly | monthly                | quarterly | monthly          | quarterly | monthly                | quarterly |
| 2015 Aug. | 100.0   | 100.1     | 100.1                  | 100.1     | 99.6    | 99.9      | 100.1                  | 100.1     | 100.4            | 100.2     | 100.0                  | 100.0     |
| Sep.      | 99.7    |           | 99.8                   |           | 99.0    |           | 99.7                   |           | 100.7            |           | 100.1                  |           |
| Oct.      | 99.7    |           | 99.8                   |           | 98.7    |           | 99.4                   |           | 101.0            |           | 100.4                  |           |
| Nov.      | 99.8    | 99.6      | 100.0                  | 99.8      | 98.4    | 98.1      | 99.4                   | 99.3      | 101.4            | 101.5     | 100.6                  | 100.6     |
| Dec.      | 99.3    |           | 99.7                   |           | 97.3    |           | 99.0                   |           | 102.1            |           | 100.7                  |           |
| 2016 Jan. | 98.9    |           | 99.4                   |           | 95.8    |           | 98.4                   |           | 103.2            |           | 101.0                  |           |
| Feb.      | 98.5    | 98.6      | 99.1                   | 99.2      | 94.8    | 95.3      | 97.7                   | 97.9      | 103.9            | 103.4     | 101.4                  | 101.2     |
| Mar.      | 98.4    |           | 99.0                   |           | 95.4    |           | 97.7                   |           | 103.1            |           | 101.3                  |           |
| Apr.      | 98.4    |           | 98.9                   |           | 95.3    |           | 97.4                   |           | 103.3            |           | 101.5                  |           |
| May       | 98.6    | 98.6      | 99.0                   | 99.0      | 96.0    | 96.0      | 97.7                   | 97.7      | 102.7            | 102.8     | 101.3                  | 101.3     |
| June      | 98.9    |           | 99.2                   |           | 96.7    |           | 98.0                   |           | 102.3            |           | 101.2                  |           |
| July      | 98.9    |           | 99.3                   |           | 96.9    |           | 98.4                   |           | 102.1            |           | 100.9                  |           |
| Aug.      | 98.9    | 99.0      | 99.3                   | 99.3      | 96.8    | 96.9      | 98.3                   | 98.4      | 102.2            | 102.2     | 101.0                  | 101.0     |
| Sep.      | 99.1    |           | 99.4                   |           | 96.9    |           | 98.4                   |           | 102.3            |           | 101.0                  |           |
| Oct.      | 99.5    |           | 99.6                   |           | 97.8    |           | 98.6                   |           | 101.7            |           | 101.0                  |           |
| Nov.      | 99.9    | 99.9      | 100.0                  | 100.0     | 98.4    | 98.8      | 99.2                   | 99.2      | 101.5            | 101.1     | 100.8                  | 100.7     |
| Dec.      | 100.4   |           | 100.3                  |           | 100.2   |           | 99.9                   |           | 100.2            |           | 100.4                  |           |
| 2017 Jan. | 100.7   |           | 100.5                  |           | 100.7   |           | 100.4                  |           | 100.0            |           | 100.1                  |           |
| Feb.      | 100.9   | 100.8     | 100.8                  | 100.7     | 101.2   | 100.9     | 100.8                  | 100.7     | 99.7             | 99.9      | 100.0                  | 100.1     |
| Mar.      | 100.8   |           | 100.9                  |           | 100.8   |           | 100.8                  |           | 100.0            |           | 100.1                  |           |
| Apr.      | 101.0   |           | 101.1                  |           | 100.6   |           | 100.7                  |           | 100.4            |           | 100.4                  |           |
| May       | 100.7   | 100.7     | 100.9                  | 100.9     | 99.8    | 99.8      | 100.3                  | 100.3     | 100.9            | 100.9     | 100.6                  | 100.6     |
| June      | 100.5   |           | 100.7                  |           | 99.0    |           | 99.9                   |           | 101.5            |           | 100.8                  |           |
| July      | 100.4   |           | 100.6                  |           | 98.7    |           | 99.6                   |           | 101.7            |           | 101.0                  |           |
| Aug.      | 100.4   | 100.4     | 100.6                  | 100.6     | 98.8    | 99.0      | 99.5                   | 99.6      | 101.6            | 101.5     | 101.1                  | 101.0     |
| Sep.      | 100.5   |           | 100.6                  |           | 99.4    |           | 99.7                   |           | 101.1            |           | 100.9                  |           |
| Oct.      | 100.7   |           | 100.8                  |           | 100.1   |           | 100.2                  |           | 100.6            |           | 100.6                  |           |
| Nov.      | 100.9   | 100.9     | 100.8                  | 100.8     | 100.7   | 100.6     | 100.1                  | 100.1     | 100.2            | 100.3     | 100.7                  | 100.7     |
| Dec.      | 101.0   |           | 100.9                  |           | 100.9   |           | 100.1                  |           | 100.1            |           | 100.8                  |           |
| 2018 Jan. | 101.1   |           | 101.0                  |           | 101.4   |           | 100.1                  |           | 99.7             |           | 100.9                  |           |
| Feb.      | 101.0   | 101.0     | 101.0                  | 101.0     | 100.7   | 100.9     | 100.0                  | 100.0     | 100.3            | 100.1     | 101.0                  | 101.0     |
| Mar.      | 101.0   |           | 100.9                  |           | 100.6   |           | 99.9                   |           | 100.4            |           | 101.0                  |           |
| Apr.      | 101.2   |           | 101.1                  |           | 101.1   |           | 99.9                   |           | 100.1            |           | 101.2                  |           |
| May       | 101.7   | 101.6     | 101.4                  | 101.4     | 102.8   | 102.4     | 100.7                  | 100.6     | 98.9             | 99.2      | 100.7                  | 100.8     |
| June      | 102.0   |           | 101.7                  |           | 103.4   |           | 101.2                  |           | 98.6             |           | 100.5                  |           |
| July      | 102.2   |           | 101.8                  |           | 103.3   |           | 101.0                  |           | 98.9             |           | 100.8                  |           |
| Aug.      | 102.5   | 102.4     | 102.0                  | 101.9     | 103.6   | 103.6     | 101.3                  | 101.1     | 98.9             | 98.8      | 100.7                  | 100.8     |
| Sep.      | 102.6   |           | 102.0                  |           | 104.0   |           | 101.1                  |           | 98.7             |           | 100.9                  |           |
| Oct.      | 102.7   |           | 102.1                  |           | 105.0   |           | 101.3                  |           | 97.8             |           | 100.8                  |           |
| Nov.      | 102.6   | 102.5     | 102.1                  | 102.1     | 103.8   | 103.7     | 101.2                  | 101.1     | 98.8             | 98.8      | 100.9                  | 100.9     |
| Dec.      | 102.2   |           | 102.0                  |           | 102.4   |           | 100.9                  |           | 99.8             |           | 101.1                  |           |
| 2019 Jan. | 102.2   |           | 102.0                  |           | 102.1   |           | 100.8                  |           | 100.1            |           | 101.2                  |           |
| Feb.      | 102.2   | 102.3     | 102.1                  | 102.1     | 102.2   | 102.2     | 100.8                  | 100.9     | 100.0            | 100.1     | 101.3                  | 101.3     |
| Mar.      | 102.4   |           | 102.3                  |           | 102.3   |           | 101.0                  |           | 100.1            |           | 101.3                  |           |
| Apr.      | 102.4   |           | 102.3                  |           | 102.5   |           | 101.0                  |           | 99.9             |           | 101.3                  |           |
| May       | 102.3   | 102.3     | 102.2                  | 102.3     | 102.5   | 102.1     | 101.0                  | 101.0     | 99.8             | 100.2     | 101.2                  | 101.3     |
| June      | 102.3   |           | 102.4                  |           | 101.4   |           | 100.9                  |           | 100.9            |           | 101.5                  |           |
| July      | 102.5   |           | 102.5                  |           | 101.1   |           | 100.8                  |           | 101.4            |           | 101.7                  |           |
| Aug.      | 102.4   | 102.5     | 102.5                  | 102.5     | 100.7   | 101.1     | 100.9                  | 100.9     | 101.7            | 101.4     | 101.6                  | 101.6     |
| Sep.      | 102.6   |           | 102.6                  |           | 101.4   |           | 101.1                  |           | 101.2            |           | 101.5                  |           |
| Oct.      | 102.5   |           | 102.6                  |           | 101.2   |           | 100.8                  |           | 101.3            |           | 101.8                  |           |
| Nov.      | 102.5   | 102.5     | 102.5                  | 102.6     | 101.6   | 101.5     | 100.7                  | 100.7     | 100.9            | 101.0     | 101.8                  | 101.9     |
| Dec.      | 102.6   |           | 102.6                  |           | 101.7   |           | 100.6                  |           | 100.9            |           | 102.0                  |           |
| 2020 Jan. | 102.6   |           | 102.7                  |           | 101.2   |           | 100.6                  |           | 101.4            |           | 102.1                  |           |
| Feb.      | 102.6   | 102.3     | 102.9                  | 102.7     | 100.2   | 99.3      | 100.8                  | 100.5     | 102.4            | 103.0     | 102.1                  | 102.2     |
| Mar.      | 101.7   |           | 102.4                  |           | 96.6    |           | 100.1                  |           | 105.3            |           | 102.3                  |           |
| Apr.      | 101.3   |           | 102.3                  |           | 94.9    |           | 99.8                   |           | 106.7            |           | 102.5                  |           |
| May       | 101.1   | 101.2     | 102.1                  | 102.1     | 95.4    | 95.5      | 99.8                   | 99.7      | 106.0            | 106.0     | 102.3                  | 102.4     |
| June      | 101.2   |           | 102.0                  |           | 96.1    |           | 99.6                   |           | 105.3            |           | 102.4                  |           |
| July      | 101.3   |           | 102.0                  |           | 96.6    |           | 99.6                   |           | 104.9            |           | 102.4                  |           |
| Aug.      | 101.3   | 101.4     | 101.9                  | 102.0     | 96.8    | 96.8      | 99.5                   | 99.6      | 104.6            | 104.7     | 102.4                  | 102.4     |
| Sep.      | 101.5   |           | 102.0                  |           | 96.9    |           | 99.7                   |           | 104.7            |           | 102.3                  |           |
| Oct.      | 101.5   |           | 102.0                  |           | 97.3    |           | 99.8                   |           | 104.3            |           | 102.2                  |           |
| Nov.      | 101.9   | 101.8     | 102.3                  | 102.2     | 97.7    | 97.7      | 99.8                   | 99.8      | 104.3            | 104.2     | 102.5                  | 102.4     |
| Dec.      | 102.0   |           | 102.3                  |           | 98.2    |           | 99.8                   |           | 103.9            |           | 102.5                  |           |
| 2021 Jan. | 102.7   |           | 102.8                  |           | 100.0   |           | 100.9                  |           | 102.7            |           | 101.9                  |           |
| Feb.      | 103.3   | 103.3     | 103.3                  | 103.3     | 101.5   | 101.6     | 101.7                  | 101.9     | 101.8            | 101.7     | 101.6                  | 101.4     |
| Mar.      | 103.9   |           | 103.9                  |           | 103.4   |           | 103.2                  |           | 100.5            |           | 100.7                  |           |

Source of the unadjusted figures: Federal Statistical Office. 1 Index of export prices as a percentage of the index of import prices. 2 Subindex of energy not seasonally adjusted as of 2010.

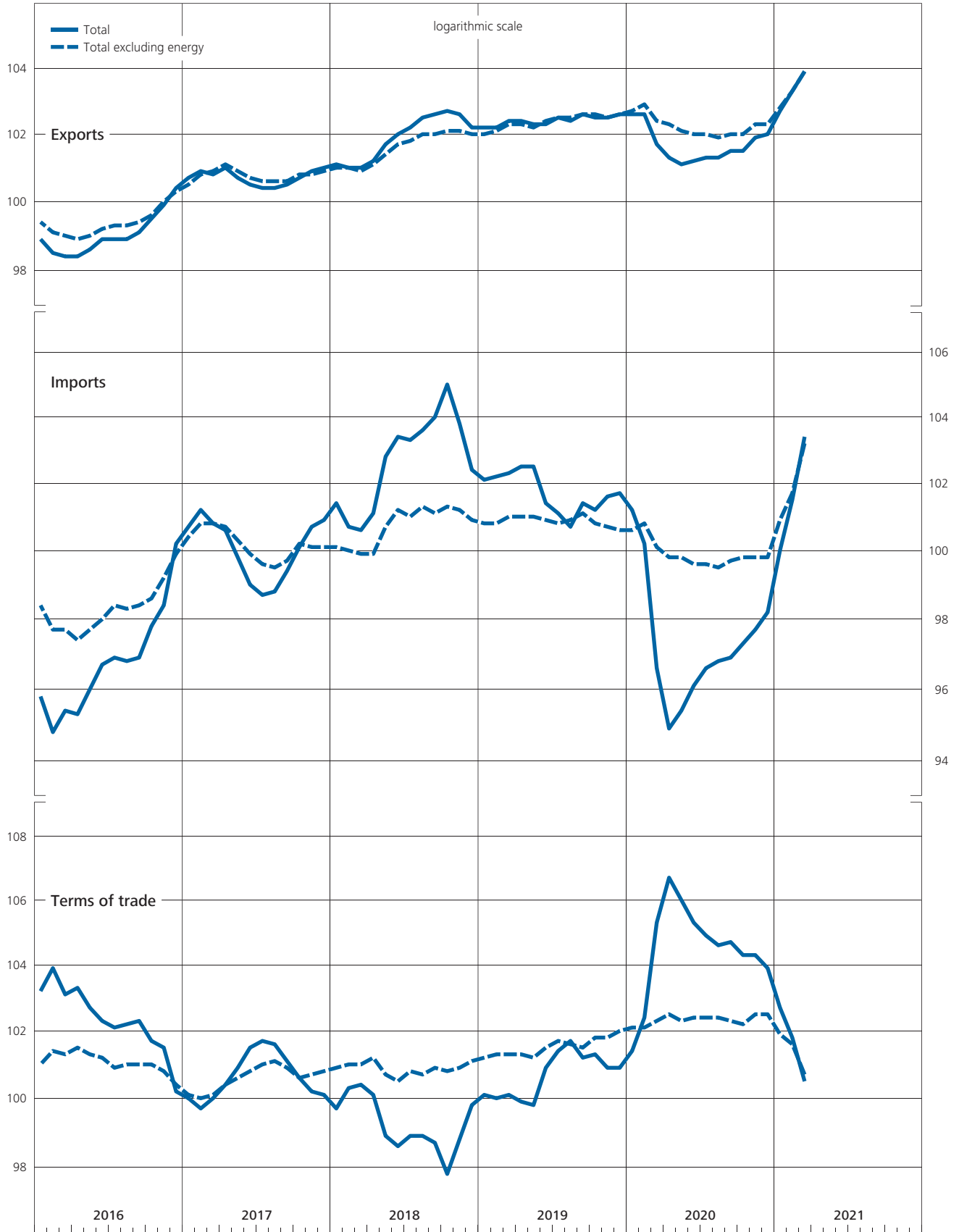


### III. Economic activity and prices

#### 8. Foreign trade prices

2015 = 100

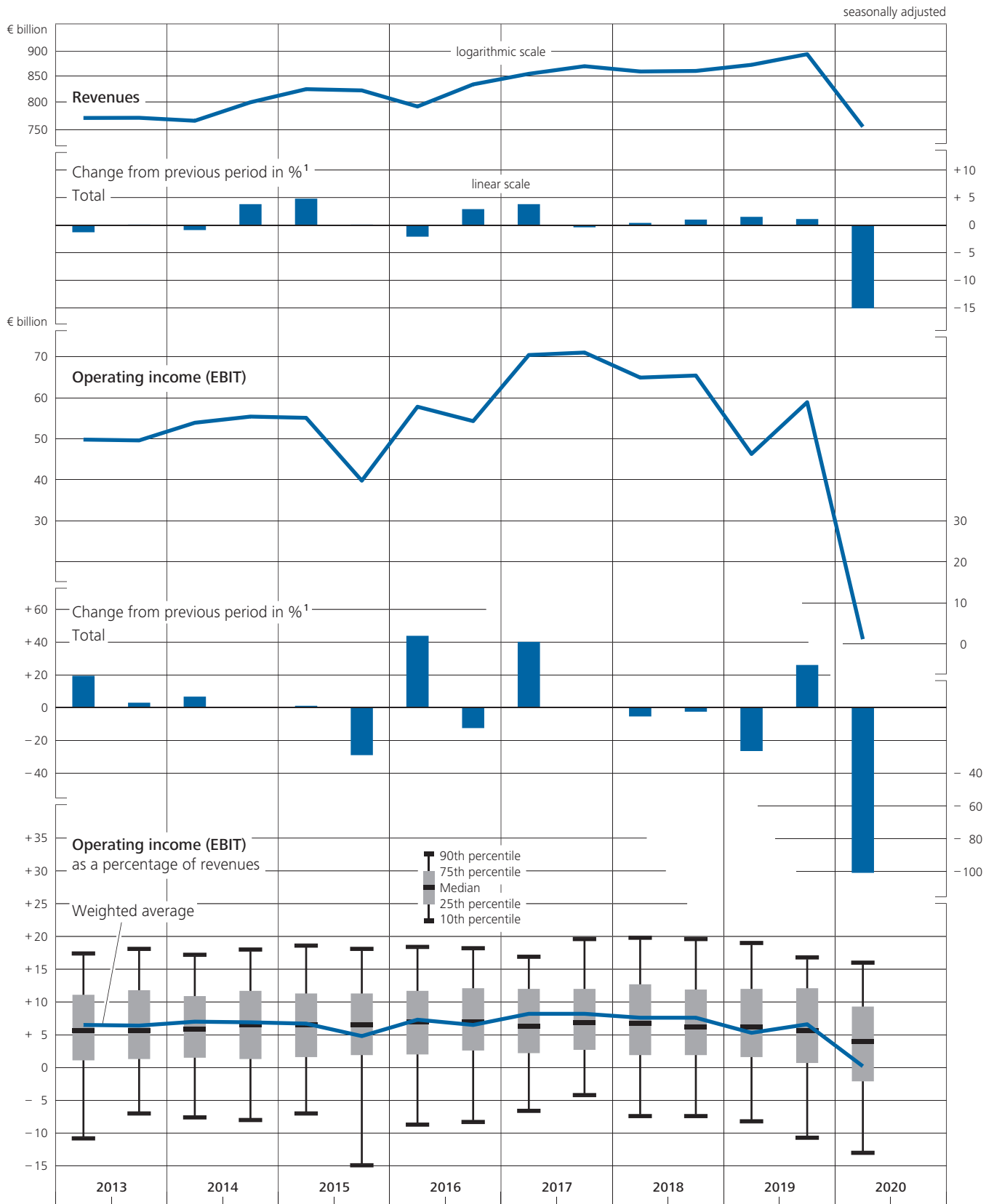
seasonally adjusted





IV. Corporate financial statements

Revenues and operating income of listed non-financial groups



<sup>1</sup> Adjusted for substantial changes in the basis of consolidation of large groups and in the reporting sample.

## V. External sector

### 1. Current account

#### a) Current account

€ billion seasonally adjusted +

| Period    | Total (R)          |           | of which:          |           |                   |           |                   |           |                    |           |
|-----------|--------------------|-----------|--------------------|-----------|-------------------|-----------|-------------------|-----------|--------------------|-----------|
|           | monthly            | quarterly | Goods 1 (R)        |           | Services          |           | Primary income 2  |           | Secondary income 3 |           |
|           |                    |           | monthly            | quarterly | monthly           | quarterly | monthly           | quarterly | monthly            | quarterly |
| 2015 Nov. | 24.80              | 68.40     | 20.61              | 61.45     | -1.87             | -5.58     | 6.89              | 19.56     | -0.83              | -7.03     |
| Dec.      | 21.11              |           | 19.68              |           | -1.14             |           | 5.89              |           | -3.32              |           |
| 2016 Jan. | 20.68              |           | 19.22              |           | -2.25             |           | 5.05              |           | -1.34              |           |
| Feb.      | 23.20              | 67.46     | 20.23              | 61.86     | -0.67             | -4.93     | 7.84              | 19.90     | -4.20              | -9.37     |
| Mar.      | 23.58              |           | 22.41              |           | -2.01             |           | 7.01              |           | -3.83              |           |
| Apr.      | 26.14              |           | 24.21              |           | -2.32             |           | 6.66              |           | -2.41              |           |
| May       | 25.12              | 69.44     | 22.14              | 67.24     | -1.47             | -6.09     | 8.04              | 17.02     | -3.59              | -8.73     |
| June      | 18.18              |           | 20.89              |           | -2.30             |           | 2.32              |           | -2.73              |           |
| July      | 22.49              |           | 21.06              |           | -1.53             |           | 6.32              |           | -3.36              |           |
| Aug.      | 21.10              | 62.91     | 20.34              | 62.13     | -1.48             | -5.16     | 6.78              | 18.33     | -4.54              | -12.39    |
| Sep.      | 19.32              |           | 20.73              |           | -2.15             |           | 5.23              |           | -4.49              |           |
| Oct.      | 21.78              |           | 20.49              |           | -1.64             |           | 6.35              |           | -3.42              |           |
| Nov.      | 22.59              | 62.80     | 21.30              | 58.33     | -1.25             | -3.87     | 6.85              | 19.31     | -4.31              | -10.97    |
| Dec.      | 18.43              |           | 16.54              |           | -0.98             |           | 6.11              |           | -3.24              |           |
| 2017 Jan. | 18.59              |           | 19.26              |           | -1.13             |           | 6.18              |           | -5.72              |           |
| Feb.      | 23.03              | 63.12     | 22.29              | 61.43     | -1.80             | -5.25     | 4.92              | 17.64     | -2.38              | -10.70    |
| Mar.      | 21.50              |           | 19.88              |           | -2.32             |           | 6.54              |           | -2.60              |           |
| Apr.      | 15.77              |           | 21.10              |           | -2.98             |           | 6.40              |           | -8.75              |           |
| May       | 19.64              | 55.29     | 19.86              | 63.38     | -2.51             | -7.41     | 6.57              | 16.93     | -4.28              | -17.61    |
| June      | 19.88              |           | 22.42              |           | -1.92             |           | 3.96              |           | -4.58              |           |
| July      | 21.27              |           | 21.31              |           | -2.05             |           | 6.34              |           | -4.33              |           |
| Aug.      | 22.90              | 68.06     | 21.95              | 66.31     | -1.63             | -5.54     | 6.27              | 19.14     | -3.69              | -11.85    |
| Sep.      | 23.89              |           | 23.05              |           | -1.86             |           | 6.53              |           | -3.83              |           |
| Oct.      | 20.85              |           | 21.16              |           | -2.16             |           | 6.24              |           | -4.39              |           |
| Nov.      | 24.24              | 67.99     | 23.11              | 65.17     | -2.05             | -5.90     | 6.86              | 20.28     | -3.68              | -11.56    |
| Dec.      | 22.90              |           | 20.90              |           | -1.69             |           | 7.18              |           | -3.49              |           |
| 2018 Jan. | 24.16              |           | 21.88              |           | -1.60             |           | 7.75              |           | -3.87              |           |
| Feb.      | 24.27              | 72.40     | 20.81              | 64.73     | -0.89             | -4.47     | 7.35              | 23.21     | -3.00              | -11.07    |
| Mar.      | 23.97              |           | 22.04              |           | -1.98             |           | 8.11              |           | -4.20              |           |
| Apr.      | 23.30              |           | 20.45              |           | -1.18             |           | 7.21              |           | -3.18              |           |
| May       | 24.92              | 72.46     | 21.24              | 61.87     | -1.42             | -4.36     | 8.30              | 25.55     | -3.20              | -10.60    |
| June      | 24.24              |           | 20.18              |           | -1.76             |           | 10.04             |           | -4.22              |           |
| July      | 18.22              |           | 15.93              |           | -1.97             |           | 9.10              |           | -4.84              |           |
| Aug.      | 22.98              | 62.06     | 18.47              | 51.23     | -1.31             | -4.60     | 9.47              | 28.36     | -3.65              | -12.93    |
| Sep.      | 20.86              |           | 16.83              |           | -1.32             |           | 9.79              |           | -4.44              |           |
| Oct.      | 21.05              |           | 16.56              |           | -1.21             |           | 10.06             |           | -4.36              |           |
| Nov.      | 20.30              | 60.66     | 15.50              | 49.42     | -0.58             | -4.11     | 10.00             | 29.59     | -4.62              | -14.24    |
| Dec.      | 19.31              |           | 17.36              |           | -2.32             |           | 9.53              |           | -5.26              |           |
| 2019 Jan. | 23.33              |           | 18.29              |           | -1.71             |           | 10.28             |           | -3.53              |           |
| Feb.      | 21.09              | 68.50     | 17.61              | 56.25     | -1.04             | -4.35     | 9.30              | 28.90     | -4.78              | -12.30    |
| Mar.      | 24.08              |           | 20.35              |           | -1.60             |           | 9.32              |           | -3.99              |           |
| Apr.      | 21.32              |           | 16.58              |           | -1.41             |           | 10.24             |           | -4.09              |           |
| May       | 22.20              | 63.81     | 16.88              | 51.02     | -0.59             | -4.53     | 9.05              | 29.26     | -3.14              | -11.94    |
| June      | 20.29              |           | 17.56              |           | -2.53             |           | 9.97              |           | -4.71              |           |
| July      | 22.22              |           | 19.10              |           | -1.71             |           | 9.37              |           | -4.54              |           |
| Aug.      | 23.02              | 67.82     | 19.20              | 56.83     | -1.35             | -4.56     | 9.35              | 28.52     | -4.18              | -12.97    |
| Sep.      | 22.58              |           | 18.53              |           | -1.50             |           | 9.80              |           | -4.25              |           |
| Oct.      | 20.87              |           | 18.67              |           | -2.60             |           | 9.30              |           | -4.50              |           |
| Nov.      | 23.16              | 64.86     | 17.75              | 54.78     | -0.97             | -6.22     | 8.89              | 26.94     | -2.51              | -10.64    |
| Dec.      | 20.83              |           | 18.36              |           | -2.65             |           | 8.75              |           | -3.63              |           |
| 2020 Jan. | <sup>4</sup> 19.68 |           | <sup>4</sup> 18.22 |           | -2.29             |           | 8.87              |           | -5.12              |           |
| Feb.      | 23.71              | 59.16     | 21.09              | 52.05     | -2.71             | -6.26     | 7.79              | 24.24     | -2.46              | -10.87    |
| Mar.      | 15.77              |           | 12.74              |           | -1.26             |           | 7.58              |           | -3.29              |           |
| Apr.      | 10.49              |           | 3.52               |           | 2.11              |           | 9.46              |           | -4.60              |           |
| May       | 12.38              | 40.14     | 9.23               | 26.52     | 0.89              | 4.86      | 8.70              | 22.38     | -6.44              | -13.62    |
| June      | 17.27              |           | 13.77              |           | 1.86              |           | 4.22              |           | -2.58              |           |
| July      | 20.97              |           | 18.54              |           | -0.59             |           | 6.45              |           | -3.43              |           |
| Aug.      | 20.60              | 62.09     | 17.16              | 54.28     | -0.53             | -1.43     | 7.42              | 20.23     | -3.45              | -10.99    |
| Sep.      | 20.52              |           | 18.58              |           | -0.31             |           | 6.36              |           | -4.11              |           |
| Oct.      | 22.48              |           | 18.58              |           | 1.35              |           | 6.53              |           | -3.98              |           |
| Nov.      | 20.40              | 65.54     | 17.92              | 54.55     | 1.59              | 3.55      | 7.77              | 22.99     | -6.88              | -15.55    |
| Dec.      | 22.66              |           | 18.05              |           | 0.61              |           | 8.69              |           | -4.69              |           |
| 2021 Jan. | 25.93              |           | 21.09              |           | 1.21              |           | 8.35              |           | -4.72              |           |
| Feb.      | 23.55              | 68.59     | 18.97              | 55.66     | 1.71              | 3.91      | 8.50              | 24.85     | -5.63              | -15.83    |
| Mar.      | 19.11              |           | 15.60              |           | <sup>p</sup> 0.99 |           | <sup>p</sup> 8.00 |           | <sup>p</sup> -5.48 |           |

+ The seasonally adjusted series of balances are subject to much greater uncertainty than the basic series from which they are derived. **1** Foreign trade on f.o.b./c.i.f. basis including supplementary trade items and merchanting trade (see Table V.1.b). **2** Investment income, compensation of employees and other primary income (includes

rent, taxes on production and imports transferred to the EU as well as subsidies received from the EU). **3** Previously known as current transfers. **4** Figures as of January 2020 provisional and partially revised.

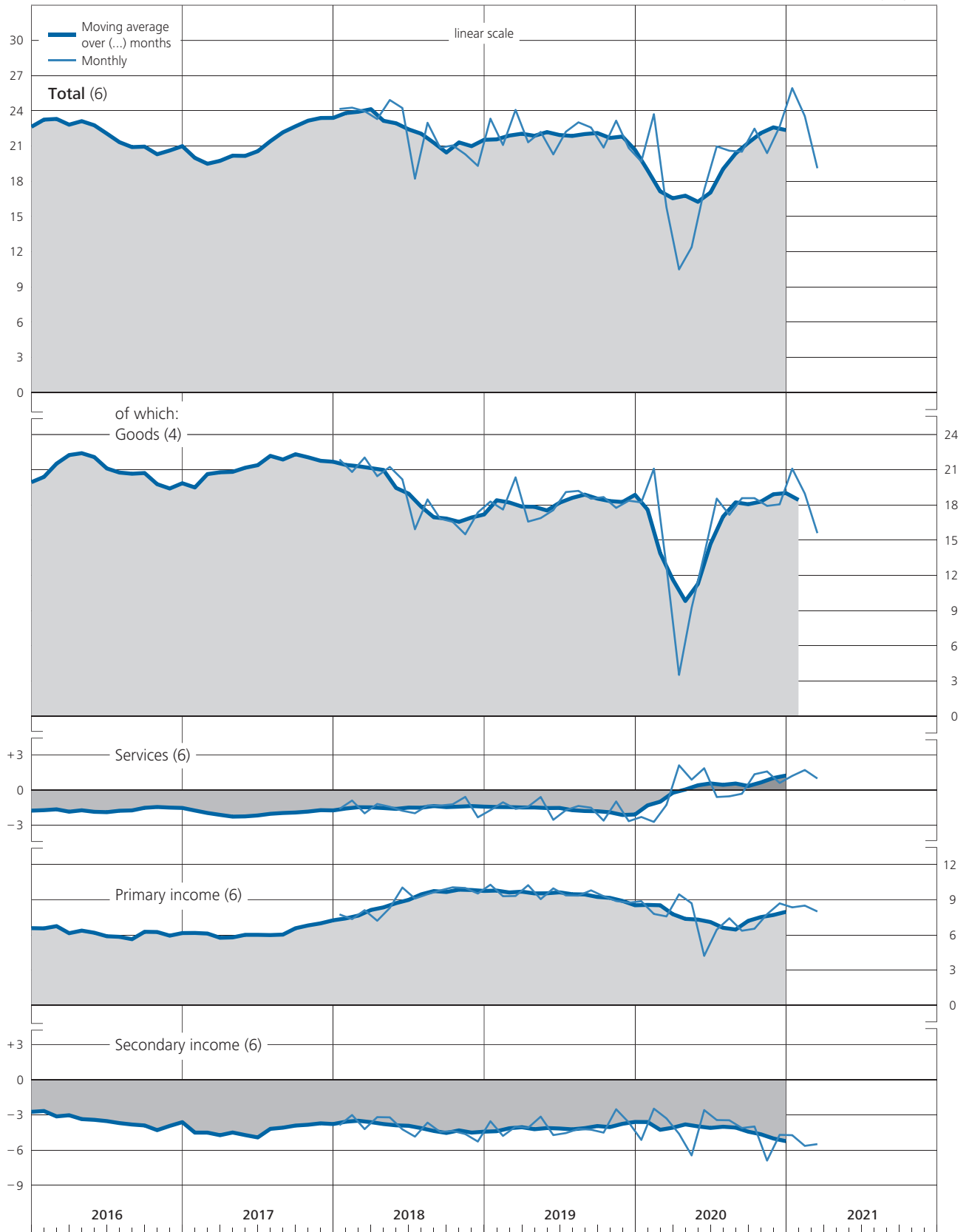
V. External sector

1. Current account

a) Current account

€ billion

seasonally adjusted



## V. External sector

### 1. Current account

#### b) Exports and imports of goods and its components \*

| € billion   |                      |         |           |                   |          |                  |          |       |          |           |            |                           | seasonally adjusted |   |
|-------------|----------------------|---------|-----------|-------------------|----------|------------------|----------|-------|----------|-----------|------------|---------------------------|---------------------|---|
| Period      | Goods (f.o.b.) 1 (R) |         |           | of which:         |          |                  |          |       |          |           |            | Supplementary trade items |                     | Balance of net exports of goods under merchandising |
|             | Exports              | Imports | Balance 2 | Foreign trade (R) |          |                  |          |       |          | Balance 2 | To exports | To imports                |                     |   |
|             |                      |         |           | Exports (f.o.b.)  |          | Imports (c.i.f.) |          | Value | Volume 3 |           |            |                           |                     |   |
|             |                      |         |           | Value             | Volume 3 | Value            | Volume 3 |       |          |           |            |                           |                     |   |
| 2017 Q2     | 313.38               | 250.00  | 63.38     | 318.98            | 316.66   | 257.10           | 257.61   | 61.88 | 59.05    | -14.19    | -10.26     | 6.15                      |                     |   |
| Q3          | 316.95               | 250.64  | 66.31     | 321.98            | 320.59   | 257.91           | 260.62   | 64.07 | 59.97    | -14.23    | -10.87     | 6.86                      |                     |   |
| Q4          | 321.96               | 256.79  | 65.17     | 328.06            | 325.24   | 264.35           | 262.85   | 63.71 | 62.39    | -13.94    | -10.46     | 6.01                      |                     |   |
| 2018 Q1     | 323.59               | 258.86  | 64.73     | 327.12            | 323.77   | 264.51           | 262.15   | 62.61 | 61.62    | -11.69    | -8.17      | 6.33                      |                     |   |
| Q2          | 326.55               | 264.68  | 61.87     | 332.20            | 326.86   | 271.69           | 265.23   | 60.51 | 61.63    | -13.47    | -9.58      | 5.88                      |                     |   |
| Q3          | 324.80               | 273.57  | 51.23     | 331.45            | 323.58   | 278.67           | 268.90   | 52.78 | 54.68    | -13.80    | -8.55      | 5.04                      |                     |   |
| Q4          | 323.67               | 274.25  | 49.42     | 332.24            | 324.14   | 277.04           | 267.08   | 55.20 | 57.06    | -15.94    | -6.03      | 5.05                      |                     |   |
| 2019 Q1     | 330.65               | 274.40  | 56.25     | 335.15            | 327.72   | 278.60           | 272.60   | 56.55 | 55.12    | -14.02    | -7.04      | 6.98                      |                     |   |
| Q2          | 323.81               | 272.79  | 51.02     | 331.22            | 323.67   | 276.51           | 270.75   | 54.71 | 52.92    | -14.42    | -6.17      | 4.44                      |                     |   |
| Q3          | 328.45               | 271.62  | 56.83     | 333.11            | 324.98   | 275.22           | 272.31   | 57.89 | 52.67    | -14.80    | -6.93      | 6.13                      |                     |   |
| Q4          | 327.02               | 272.24  | 54.78     | 333.91            | 325.66   | 276.75           | 272.67   | 57.16 | 52.99    | -16.87    | -8.18      | 6.94                      |                     |   |
| 2020 Q1 4   | 318.57               | 266.52  | 52.05     | 322.70            | 315.37   | 270.08           | 271.81   | 52.62 | 43.56    | -14.11    | -9.29      | 5.63                      |                     |   |
| Q2          | 249.19               | 222.67  | 26.52     | 252.69            | 249.71   | 227.49           | 238.25   | 25.20 | 11.46    | -11.47    | -9.31      | 3.32                      |                     |   |
| Q3          | 302.17               | 247.89  | 54.28     | 305.08            | 300.96   | 255.37           | 263.89   | 49.71 | 37.07    | -12.69    | -11.52     | 4.51                      |                     |   |
| Q4          | 315.50               | 260.95  | 54.55     | 319.19            | 313.55   | 269.09           | 275.32   | 50.10 | 38.23    | -12.99    | -12.55     | 5.48                      |                     |   |
| 2021 Q1     | 327.86               | 272.20  | 55.66     | 330.77            | 320.20   | 276.54           | 272.00   | 54.23 | 48.20    | -13.11    | -9.18      | 6.16                      |                     |   |
| 2017 June   | 103.98               | 81.56   | 22.42     | 105.43            | 104.91   | 84.18            | 85.03    | 21.25 | 19.88    | -4.16     | -3.55      | 2.10                      |                     |   |
| July        | 104.19               | 82.88   | 21.31     | 105.63            | 105.21   | 85.50            | 86.63    | 20.13 | 18.58    | -4.50     | -4.07      | 2.22                      |                     |   |
| Aug.        | 106.58               | 84.63   | 21.95     | 108.55            | 108.12   | 86.87            | 87.93    | 21.68 | 20.19    | -5.51     | -3.44      | 2.75                      |                     |   |
| Sep.        | 106.18               | 83.13   | 23.05     | 107.80            | 107.26   | 85.54            | 86.06    | 22.26 | 21.20    | -4.22     | -3.36      | 1.89                      |                     |   |
| Oct.        | 105.59               | 84.43   | 21.16     | 107.06            | 106.32   | 87.05            | 86.96    | 20.01 | 19.36    | -4.33     | -3.57      | 2.16                      |                     |   |
| Nov.        | 108.96               | 85.85   | 23.11     | 110.60            | 109.61   | 88.15            | 87.54    | 22.45 | 22.07    | -4.58     | -3.31      | 2.40                      |                     |   |
| Dec.        | 107.41               | 86.51   | 20.90     | 110.40            | 109.31   | 89.15            | 88.35    | 21.25 | 20.96    | -5.03     | -3.58      | 1.45                      |                     |   |
| 2018 Jan.   | 109.03               | 87.15   | 21.88     | 110.36            | 109.16   | 89.26            | 88.03    | 21.10 | 21.13    | -4.49     | -2.98      | 2.55                      |                     |   |
| Feb.        | 107.05               | 86.24   | 20.81     | 107.79            | 106.72   | 88.18            | 87.57    | 19.61 | 19.15    | -3.51     | -2.62      | 2.24                      |                     |   |
| Mar.        | 107.51               | 85.47   | 22.04     | 108.97            | 107.89   | 87.07            | 86.55    | 21.90 | 21.34    | -3.69     | -2.57      | 1.54                      |                     |   |
| Apr.        | 108.06               | 87.61   | 20.45     | 109.96            | 108.66   | 89.73            | 88.75    | 20.23 | 19.91    | -4.69     | -2.96      | 2.15                      |                     |   |
| May         | 108.86               | 87.62   | 21.24     | 110.98            | 109.12   | 88.18            | 88.04    | 20.47 | 21.08    | -4.08     | -3.67      | 1.38                      |                     |   |
| June        | 109.63               | 89.45   | 20.18     | 111.26            | 109.08   | 91.45            | 88.44    | 19.81 | 20.64    | -4.70     | -2.95      | 2.35                      |                     |   |
| July        | 108.36               | 92.43   | 15.93     | 110.36            | 107.98   | 94.16            | 91.15    | 16.20 | 16.83    | -4.21     | -3.00      | 1.64                      |                     |   |
| Aug.        | 109.14               | 90.67   | 18.47     | 111.21            | 108.50   | 92.25            | 89.04    | 18.96 | 19.46    | -4.43     | -2.73      | 1.63                      |                     |   |
| Sep.        | 107.30               | 90.47   | 16.83     | 109.88            | 107.10   | 92.26            | 88.71    | 17.62 | 18.39    | -5.16     | -2.82      | 1.77                      |                     |   |
| Oct.        | 108.90               | 92.34   | 16.56     | 110.29            | 107.39   | 93.15            | 88.71    | 17.14 | 18.68    | -4.16     | -2.15      | 1.84                      |                     |   |
| Nov.        | 106.48               | 90.98   | 15.50     | 110.32            | 107.52   | 91.51            | 88.16    | 18.81 | 19.36    | -6.01     | -1.62      | 1.54                      |                     |   |
| Dec.        | 108.29               | 90.93   | 17.36     | 111.63            | 109.23   | 92.38            | 90.21    | 19.25 | 19.02    | -5.77     | -2.26      | 1.67                      |                     |   |
| 2019 Jan.   | 110.92               | 92.63   | 18.29     | 112.25            | 109.83   | 93.76            | 91.83    | 18.49 | 18.00    | -4.79     | -2.23      | 2.81                      |                     |   |
| Feb.        | 108.49               | 90.88   | 17.61     | 110.76            | 108.38   | 92.53            | 90.54    | 18.23 | 17.84    | -4.66     | -2.48      | 1.67                      |                     |   |
| Mar.        | 111.24               | 90.89   | 20.35     | 112.14            | 109.51   | 92.31            | 90.23    | 19.83 | 19.28    | -4.57     | -2.33      | 2.50                      |                     |   |
| Apr.        | 107.59               | 91.01   | 16.58     | 109.70            | 107.13   | 91.94            | 89.70    | 17.76 | 17.43    | -4.81     | -1.91      | 1.93                      |                     |   |
| May         | 107.37               | 90.49   | 16.88     | 110.42            | 107.94   | 91.87            | 89.63    | 18.55 | 18.31    | -5.05     | -2.14      | 1.16                      |                     |   |
| June        | 108.85               | 91.29   | 17.56     | 111.10            | 108.60   | 92.70            | 91.42    | 18.40 | 17.18    | -4.56     | -2.12      | 1.35                      |                     |   |
| July        | 109.12               | 90.02   | 19.10     | 110.95            | 108.24   | 91.31            | 90.32    | 19.64 | 17.92    | -5.29     | -2.25      | 2.22                      |                     |   |
| Aug.        | 109.15               | 89.95   | 19.20     | 110.58            | 107.99   | 91.45            | 90.81    | 19.13 | 17.18    | -4.17     | -2.45      | 1.54                      |                     |   |
| Sep.        | 110.18               | 91.65   | 18.53     | 111.58            | 108.75   | 92.46            | 91.18    | 19.12 | 17.57    | -5.34     | -2.23      | 2.37                      |                     |   |
| Oct.        | 110.39               | 91.72   | 18.67     | 112.70            | 109.95   | 93.10            | 92.00    | 19.60 | 17.95    | -5.62     | -2.44      | 2.07                      |                     |   |
| Nov.        | 107.71               | 89.96   | 17.75     | 110.54            | 107.84   | 91.91            | 90.46    | 18.63 | 17.38    | -5.69     | -3.13      | 1.90                      |                     |   |
| Dec.        | 108.92               | 90.56   | 18.36     | 110.67            | 107.87   | 91.74            | 90.21    | 18.93 | 17.66    | -5.56     | -2.61      | 2.97                      |                     |   |
| 2020 Jan. 4 | 109.67               | 91.45   | 18.22     | 111.19            | 108.37   | 93.20            | 92.09    | 17.99 | 16.28    | -4.39     | -3.22      | 1.77                      |                     |   |
| Feb.        | 110.95               | 89.86   | 21.09     | 112.50            | 109.65   | 91.04            | 90.86    | 21.46 | 18.79    | -5.00     | -2.72      | 1.89                      |                     |   |
| Mar.        | 97.95                | 85.21   | 12.74     | 99.01             | 97.35    | 85.84            | 88.86    | 13.17 | 8.49     | -4.72     | -3.35      | 1.97                      |                     |   |
| Apr.        | 73.92                | 70.40   | 3.52      | 75.68             | 74.71    | 72.14            | 76.02    | 3.54  | -1.31    | -4.68     | -3.90      | 0.99                      |                     |   |
| May         | 82.51                | 73.28   | 9.23      | 82.24             | 81.35    | 75.05            | 78.67    | 7.19  | 2.68     | -2.13     | -2.91      | 0.89                      |                     |   |
| June        | 92.76                | 78.99   | 13.77     | 94.77             | 93.65    | 80.30            | 83.56    | 14.47 | 10.09    | -4.66     | -2.50      | 1.44                      |                     |   |
| July        | 97.49                | 78.95   | 18.54     | 98.90             | 97.63    | 81.00            | 83.85    | 17.90 | 13.78    | -4.26     | -3.76      | 1.49                      |                     |   |
| Aug.        | 101.34               | 84.18   | 17.16     | 101.89            | 100.58   | 86.84            | 89.71    | 15.05 | 10.87    | -4.19     | -3.85      | 1.79                      |                     |   |
| Sep.        | 103.34               | 84.76   | 18.58     | 104.29            | 102.75   | 87.53            | 90.33    | 16.76 | 12.42    | -4.24     | -3.91      | 1.23                      |                     |   |
| Oct.        | 103.15               | 84.57   | 18.58     | 104.96            | 103.41   | 87.20            | 89.62    | 17.76 | 13.79    | -4.37     | -3.87      | 1.39                      |                     |   |
| Nov.        | 105.74               | 87.82   | 17.92     | 106.93            | 104.94   | 91.05            | 93.19    | 15.88 | 11.75    | -4.25     | -4.82      | 1.70                      |                     |   |
| Dec.        | 106.61               | 88.56   | 18.05     | 107.30            | 105.20   | 90.84            | 92.51    | 16.46 | 12.69    | -4.37     | -3.86      | 2.39                      |                     |   |
| 2021 Jan.   | 107.52               | 86.43   | 21.09     | 109.11            | 106.24   | 88.11            | 88.11    | 21.00 | 18.13    | -4.37     | -3.29      | 1.48                      |                     |   |
| Feb.        | 109.01               | 90.04   | 18.97     | 110.19            | 106.67   | 91.27            | 89.92    | 18.92 | 16.75    | -4.00     | -2.85      | 1.60                      |                     |   |
| Mar.        | 111.33               | 95.73   | 15.60     | 111.47            | 107.29   | 97.16            | 93.97    | 14.31 | 13.32    | -4.74     | -3.04      | 3.08                      |                     |   |

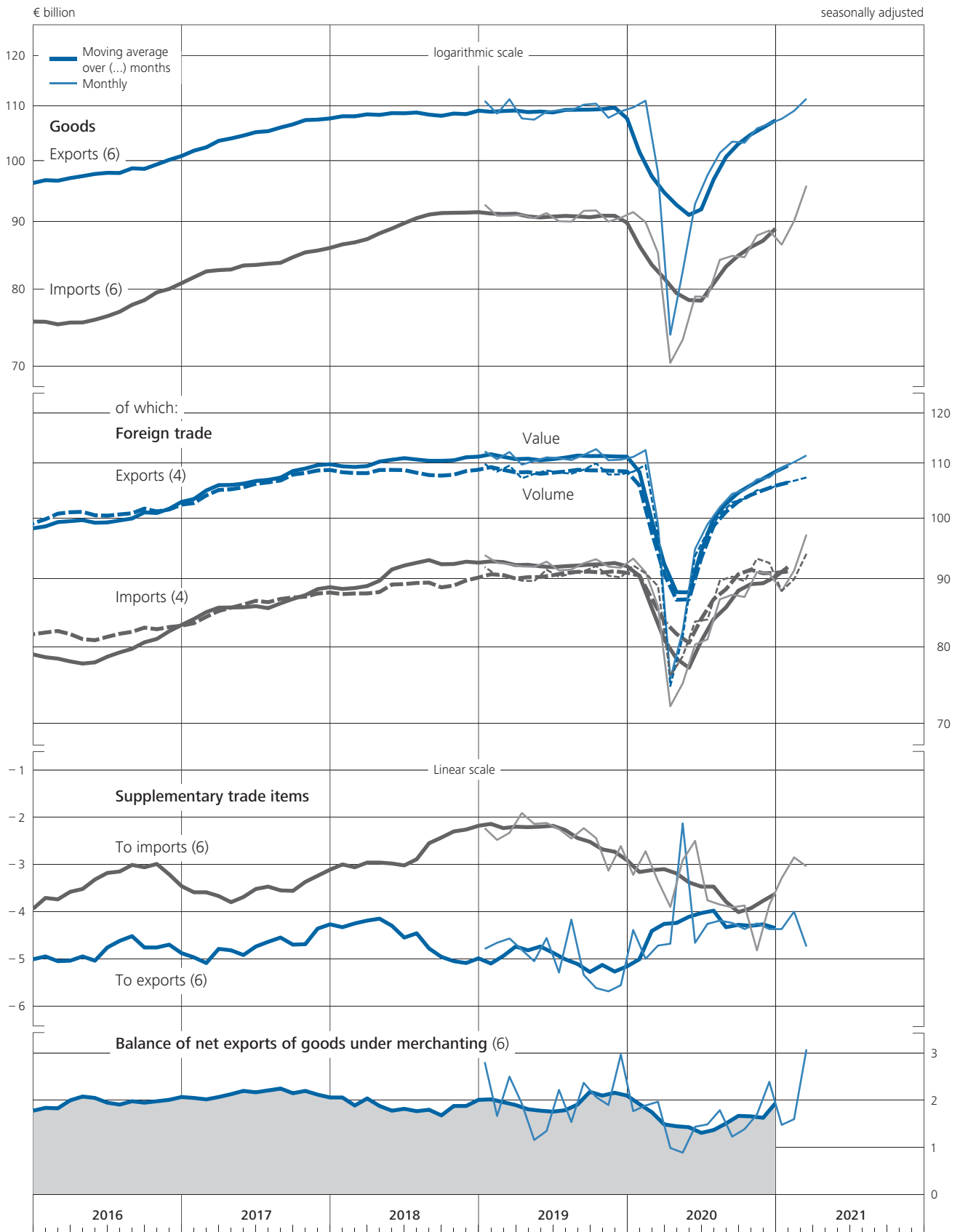
Source of the unadjusted figures for foreign trade: Federal Statistical Office. \* Figures at current prices, foreign trade also in volumes. 1 Including non-monetary gold. 2 The seasonally adjusted series of balances are subject to much greater uncertainty than the

basic series from which they are derived. 3 Calculated using price indices on the basis of 2015 = 100. 4 Figures as of January 2020 provisional and partially revised.

V. External sector

1. Current account

b) Exports and imports of goods and its components



## V. External sector

### 1. Current account

#### c) Services and primary income

€ billion

seasonally adjusted

| Period            | Services (f.o.b.) |         |                          |         |           |             |           |         | Primary income <sup>1</sup> |         |           |         |             |         |                   |             |
|-------------------|-------------------|---------|--------------------------|---------|-----------|-------------|-----------|---------|-----------------------------|---------|-----------|---------|-------------|---------|-------------------|-------------|
|                   | Total             |         |                          |         | of which: |             |           |         | Total                       |         |           |         | of which:   |         |                   |             |
|                   | Receipts          |         | Expenditure <sup>2</sup> |         | Travel    |             | Receipts  |         | Expenditure                 |         | Receipts  |         | Expenditure |         | Investment income |             |
|                   |                   |         |                          |         | Receipts  | Expenditure |           |         |                             |         |           |         |             |         | Receipts          | Expenditure |
| monthly           | quarterly         | monthly | quarterly                | monthly | quarterly | monthly     | quarterly | monthly | quarterly                   | monthly | quarterly | monthly | quarterly   | monthly | quarterly         |             |
| 2015 Nov.         | 21.07             | 65.01   | 22.94                    | 70.59   | 2.71      | 8.18        | 5.85      | 18.71   | 17.29                       | 51.56   | 10.40     | 32.00   | 15.60       | 46.56   | 8.86              | 27.11       |
| Dec.              | 23.09             |         | 24.23                    |         | 2.70      |             | 6.40      |         | 17.06                       |         | 11.17     |         | 15.44       |         | 9.35              |             |
| 2016 Jan.         | 20.68             |         | 22.93                    |         | 2.79      |             | 5.45      |         | 17.52                       |         | 12.47     |         | 15.88       |         | 10.78             |             |
| Feb.              | 22.70             | 64.87   | 23.37                    | 69.80   | 2.75      | 8.33        | 5.82      | 17.50   | 18.13                       | 53.33   | 10.29     | 33.43   | 16.22       | 48.14   | 8.61              | 28.34       |
| Mar.              | 21.49             |         | 23.50                    |         | 2.79      |             | 6.23      |         | 17.68                       |         | 10.67     |         | 16.04       |         | 8.95              |             |
| Apr.              | 21.19             |         | 23.51                    |         | 2.85      |             | 6.22      |         | 17.39                       |         | 10.73     |         | 15.84       |         | 9.06              |             |
| May               | 22.06             | 65.05   | 23.53                    | 71.14   | 2.80      | 8.44        | 6.28      | 18.61   | 17.92                       | 52.97   | 9.88      | 35.95   | 16.01       | 47.85   | 8.27              | 30.77       |
| June              | 21.80             |         | 24.10                    |         | 2.79      |             | 6.11      |         | 17.66                       |         | 15.34     |         | 16.00       |         | 13.44             |             |
| July              | 21.74             |         | 23.27                    |         | 2.79      |             | 5.87      |         | 17.72                       |         | 11.40     |         | 16.08       |         | 9.73              |             |
| Aug.              | 22.16             | 65.99   | 23.64                    | 71.15   | 2.82      | 8.43        | 6.07      | 18.13   | 17.87                       | 53.24   | 11.09     | 34.91   | 16.22       | 48.37   | 9.38              | 29.83       |
| Sep.              | 22.09             |         | 24.24                    |         | 2.82      |             | 6.19      |         | 17.65                       |         | 12.42     |         | 16.07       |         | 10.72             |             |
| Oct.              | 22.35             |         | 23.99                    |         | 2.84      |             | 6.23      |         | 17.79                       |         | 11.44     |         | 16.11       |         | 9.64              |             |
| Nov.              | 22.81             | 68.13   | 24.06                    | 72.00   | 2.85      | 8.61        | 5.68      | 17.35   | 18.14                       | 53.63   | 11.29     | 34.32   | 16.48       | 48.96   | 9.59              | 29.08       |
| Dec.              | 22.97             |         | 23.95                    |         | 2.92      |             | 5.44      |         | 17.70                       |         | 11.59     |         | 16.37       |         | 9.85              |             |
| 2017 Jan.         | 22.98             |         | 24.11                    |         | 2.89      |             | 6.14      |         | 16.61                       |         | 10.43     |         | 15.09       |         | 8.67              |             |
| Feb.              | 22.83             | 68.86   | 24.63                    | 74.11   | 2.94      | 8.76        | 6.27      | 18.89   | 17.06                       | 51.11   | 12.14     | 33.47   | 15.54       | 46.48   | 10.33             | 28.15       |
| Mar.              | 23.05             |         | 25.37                    |         | 2.93      |             | 6.48      |         | 17.44                       |         | 10.90     |         | 15.85       |         | 9.15              |             |
| Apr.              | 23.48             |         | 26.46                    |         | 2.93      |             | 7.02      |         | 17.32                       |         | 10.92     |         | 15.73       |         | 9.11              |             |
| May               | 23.29             | 70.99   | 25.80                    | 78.40   | 2.94      | 8.79        | 6.73      | 20.34   | 16.95                       | 51.82   | 10.38     | 34.89   | 15.53       | 46.78   | 8.62              | 29.60       |
| June              | 24.22             |         | 26.14                    |         | 2.92      |             | 6.59      |         | 17.55                       |         | 13.59     |         | 15.52       |         | 11.87             |             |
| July              | 24.02             |         | 26.07                    |         | 2.95      |             | 6.72      |         | 17.57                       |         | 11.23     |         | 15.85       |         | 9.38              |             |
| Aug.              | 24.41             | 71.83   | 26.04                    | 77.37   | 2.93      | 8.87        | 6.61      | 19.34   | 17.18                       | 52.23   | 10.91     | 33.09   | 15.53       | 47.24   | 9.07              | 27.59       |
| Sep.              | 23.40             |         | 25.26                    |         | 2.99      |             | 6.01      |         | 17.48                       |         | 10.95     |         | 15.86       |         | 9.14              |             |
| Oct.              | 24.05             |         | 26.21                    |         | 2.92      |             | 6.60      |         | 17.25                       |         | 11.01     |         | 15.63       |         | 9.21              |             |
| Nov.              | 24.44             | 72.59   | 26.49                    | 78.49   | 2.98      | 8.88        | 6.95      | 20.18   | 17.57                       | 52.35   | 10.71     | 32.07   | 15.87       | 47.62   | 8.92              | 26.67       |
| Dec.              | 24.10             |         | 25.79                    |         | 2.98      |             | 6.63      |         | 17.53                       |         | 10.35     |         | 16.12       |         | 8.54              |             |
| 2018 Jan.         | 23.71             |         | 25.31                    |         | 3.05      |             | 6.44      |         | 18.16                       |         | 10.41     |         | 16.55       |         | 8.60              |             |
| Feb.              | 25.18             | 72.82   | 26.07                    | 77.29   | 3.00      | 9.08        | 6.81      | 19.89   | 18.67                       | 55.64   | 11.32     | 32.43   | 16.99       | 50.58   | 9.49              | 26.97       |
| Mar.              | 23.93             |         | 25.91                    |         | 3.03      |             | 6.64      |         | 18.81                       |         | 10.70     |         | 17.04       |         | 8.88              |             |
| Apr.              | 24.03             |         | 25.21                    |         | 3.02      |             | 6.25      |         | 18.95                       |         | 11.74     |         | 17.30       |         | 9.94              |             |
| May               | 24.95             | 73.19   | 26.37                    | 77.55   | 3.01      | 9.03        | 6.71      | 19.29   | 19.32                       | 58.12   | 11.02     | 32.57   | 17.58       | 52.98   | 9.13              | 27.08       |
| June              | 24.21             |         | 25.97                    |         | 3.00      |             | 6.33      |         | 19.85                       |         | 9.81      |         | 18.10       |         | 8.01              |             |
| July              | 24.94             |         | 26.91                    |         | 3.04      |             | 7.25      |         | 19.51                       |         | 10.41     |         | 17.73       |         | 8.53              |             |
| Aug.              | 25.65             | 76.26   | 26.96                    | 80.86   | 3.00      | 9.15        | 6.39      | 20.53   | 19.73                       | 59.10   | 10.26     | 30.74   | 18.02       | 53.77   | 8.49              | 25.19       |
| Sep.              | 25.67             |         | 26.99                    |         | 3.11      |             | 6.89      |         | 19.86                       |         | 10.07     |         | 18.02       |         | 8.17              |             |
| Oct.              | 25.79             |         | 27.00                    |         | 3.02      |             | 6.80      |         | 20.02                       |         | 9.96      |         | 18.30       |         | 8.03              |             |
| Nov.              | 27.32             | 78.73   | 27.90                    | 82.84   | 3.05      | 9.17        | 6.92      | 21.21   | 20.41                       | 59.93   | 10.41     | 30.34   | 18.55       | 55.28   | 8.50              | 24.60       |
| Dec.              | 25.62             |         | 27.94                    |         | 3.10      |             | 7.49      |         | 19.50                       |         | 9.97      |         | 18.43       |         | 8.07              |             |
| 2019 Jan.         | 25.34             |         | 27.05                    |         | 3.02      |             | 6.63      |         | 20.29                       |         | 10.01     |         | 18.30       |         | 8.08              |             |
| Feb.              | 26.25             | 77.61   | 27.29                    | 81.96   | 3.15      | 9.30        | 6.76      | 20.09   | 20.08                       | 60.21   | 10.78     | 31.31   | 18.26       | 54.54   | 8.88              | 25.56       |
| Mar.              | 26.02             |         | 27.62                    |         | 3.13      |             | 6.70      |         | 19.84                       |         | 10.52     |         | 17.98       |         | 8.60              |             |
| Apr.              | 26.67             |         | 28.08                    |         | 3.21      |             | 7.05      |         | 20.01                       |         | 9.77      |         | 18.17       |         | 7.93              |             |
| May               | 26.64             | 78.95   | 27.23                    | 83.48   | 3.04      | 9.40        | 6.46      | 20.57   | 20.25                       | 60.19   | 11.20     | 30.93   | 18.23       | 54.35   | 9.24              | 25.34       |
| June              | 25.64             |         | 28.17                    |         | 3.15      |             | 7.06      |         | 19.93                       |         | 9.96      |         | 17.95       |         | 8.17              |             |
| July              | 26.70             |         | 28.41                    |         | 3.10      |             | 7.11      |         | 19.17                       |         | 9.80      |         | 17.33       |         | 7.93              |             |
| Aug.              | 26.63             | 79.93   | 27.98                    | 84.49   | 3.13      | 9.29        | 6.85      | 20.88   | 19.28                       | 57.57   | 9.93      | 29.05   | 17.38       | 51.97   | 7.86              | 23.16       |
| Sep.              | 26.60             |         | 28.10                    |         | 3.06      |             | 6.92      |         | 19.12                       |         | 9.32      |         | 17.26       |         | 7.37              |             |
| Oct.              | 26.60             |         | 29.20                    |         | 3.11      |             | 7.73      |         | 18.50                       |         | 9.20      |         | 16.61       |         | 7.31              |             |
| Nov.              | 26.42             | 79.31   | 27.39                    | 85.53   | 3.18      | 9.40        | 6.37      | 20.84   | 18.13                       | 54.68   | 9.24      | 27.74   | 16.29       | 48.98   | 7.35              | 22.02       |
| Dec.              | 26.29             |         | 28.94                    |         | 3.11      |             | 6.74      |         | 18.05                       |         | 9.30      |         | 16.08       |         | 7.36              |             |
| 2020 Jan.         | 26.86             |         | 29.15                    |         | 3.01      |             | 7.86      |         | 17.63                       |         | 8.76      |         | 15.81       |         | 6.86              |             |
| Feb.              | 26.54             | 76.97   | 29.25                    | 83.23   | 3.16      | 8.18        | 7.83      | 20.37   | 17.46                       | 51.64   | 9.67      | 27.40   | 15.63       | 46.25   | 7.84              | 21.80       |
| Mar.              | 23.57             |         | 24.83                    |         | 2.01      |             | 4.68      |         | 16.55                       |         | 8.97      |         | 14.81       |         | 7.10              |             |
| Apr.              | 21.54             |         | 19.43                    |         | 0.77      |             | 0.55      |         | 16.05                       |         | 6.59      |         | 14.40       |         | 4.85              |             |
| May               | 20.26             | 63.30   | 19.37                    | 58.44   | 0.80      | 2.67        | 0.57      | 2.42    | 15.91                       | 47.72   | 7.21      | 25.34   | 14.01       | 42.50   | 5.55              | 20.27       |
| June              | 21.50             |         | 19.64                    |         | 1.10      |             | 1.30      |         | 15.76                       |         | 11.54     |         | 14.09       |         | 9.87              |             |
| July              | 21.79             |         | 22.38                    |         | 1.54      |             | 3.17      |         | 15.91                       |         | 9.46      |         | 14.28       |         | 7.86              |             |
| Aug.              | 21.93             | 65.76   | 22.46                    | 67.19   | 1.86      | 5.22        | 3.31      | 9.62    | 16.17                       | 47.99   | 8.75      | 27.76   | 14.45       | 42.95   | 7.19              | 23.04       |
| Sep.              | 22.04             |         | 22.35                    |         | 1.82      |             | 3.14      |         | 15.91                       |         | 9.55      |         | 14.22       |         | 7.99              |             |
| Oct.              | 23.27             |         | 21.92                    |         | 1.57      |             | 2.47      |         | 16.19                       |         | 9.66      |         | 14.50       |         | 8.09              |             |
| Nov.              | 22.25             | 66.30   | 20.66                    | 62.75   | 1.24      | 3.76        | 1.55      | 5.61    | 16.14                       | 49.14   | 8.37      | 26.15   | 14.47       | 43.74   | 6.65              | 21.20       |
| Dec.              | 20.78             |         | 20.17                    |         | 0.95      |             | 1.59      |         | 16.81                       |         | 8.12      |         | 14.77       |         | 6.46              |             |
| 2021 Jan.         | 22.83             |         | 21.62                    |         | 0.98      |             | 1.47      |         | 16.74                       |         | 8.39      |         | 15.01       |         | 6.62              |             |
| Feb.              | 23.25             | 68.20   | 21.54                    | 64.29   | 0.96      | 2.98        | 1.24      | 4.03    | 16.91                       | 50.20   | 8.41      | 25.35   | 15.13       | 45.00   | 6.64              | 20.06       |
| Mar. <sup>p</sup> | 22.12             |         | 21.13                    |         | 1.04      |             | 1.32      |         | 16.55                       |         | 8.55      |         | 14.86       |         | 6.80              |             |

<sup>1</sup> Investment income, compensation of employees and other primary income (including rent, taxes on production and imports transferred to the EU as well as subsidies

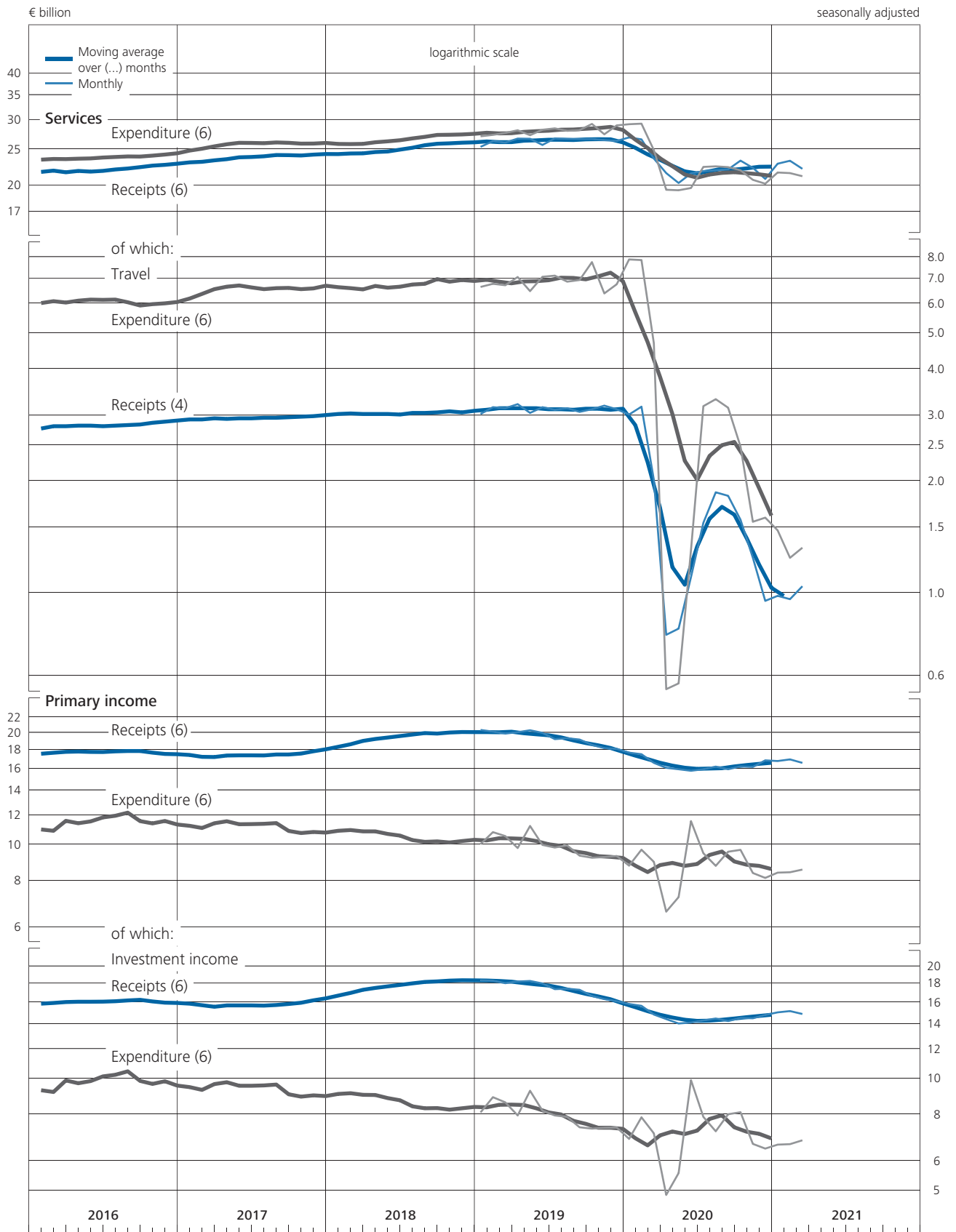
received from the EU). <sup>2</sup> Including costs for freight and insurance which are included in the c.i.f. value of imports.



V. External sector

1. Current account

c) Services and primary income



## V. External sector

### 2. Exports

#### a) Exports, by group of countries \*

Value, € billion

seasonally adjusted

| Period      | European countries |           |                       |           |           |           |           |           | Non-European countries |           |         |           |                |           |         |           |
|-------------|--------------------|-----------|-----------------------|-----------|-----------|-----------|-----------|-----------|------------------------|-----------|---------|-----------|----------------|-----------|---------|-----------|
|             | Total (R)          |           | of which:             |           |           |           | Total (R) |           | of which:              |           |         |           |                |           |         |           |
|             |                    |           | EU countries (27) (R) |           | of which: |           |           |           | United States          |           | Asia    |           | OPEC countries |           |         |           |
|             | monthly            | quarterly | monthly               | quarterly | monthly   | quarterly | monthly   | quarterly | monthly                | quarterly | monthly | quarterly | monthly        | quarterly | monthly | quarterly |
| 2015 Nov.   | 67.50              | 200.96    | 51.04                 | 151.93    | 36.44     | 108.13    | 16.46     | 49.03     | 31.14                  | 93.78     | 9.00    | 27.68     | 16.01          | 47.39     | 2.52    | 7.79      |
| Dec.        | 66.19              |           | 49.94                 |           | 35.30     |           | 16.25     |           | 31.32                  |           | 9.29    |           | 15.76          |           | 2.57    |           |
| 2016 Jan.   | 67.59              |           | 50.98                 |           | 36.41     |           | 16.61     |           | 30.26                  |           | 8.65    |           | 15.98          |           | 2.81    |           |
| Feb.        | 66.86              | 202.19    | 50.07                 | 152.07    | 35.90     | 108.61    | 16.79     | 50.12     | 31.42                  | 93.86     | 8.98    | 27.26     | 15.98          | 47.99     | 2.45    | 8.41      |
| Mar.        | 67.74              |           | 51.02                 |           | 36.30     |           | 16.72     |           | 32.18                  |           | 9.63    |           | 16.03          |           | 3.15    |           |
| Apr.        | 68.50              |           | 51.93                 |           | 36.84     |           | 16.57     |           | 31.86                  |           | 8.84    |           | 16.86          |           | 2.98    |           |
| May         | 67.47              | 203.31    | 51.19                 | 153.86    | 36.48     | 109.46    | 16.28     | 49.45     | 30.98                  | 94.37     | 8.41    | 26.25     | 16.18          | 49.58     | 2.72    | 8.15      |
| June        | 67.34              |           | 50.74                 |           | 36.14     |           | 16.60     |           | 31.53                  |           | 9.00    |           | 16.54          |           | 2.45    |           |
| July        | 67.62              |           | 51.19                 |           | 36.60     |           | 16.43     |           | 30.40                  |           | 8.72    |           | 15.79          |           | 1.90    |           |
| Aug.        | 68.21              | 204.59    | 51.32                 | 154.48    | 36.74     | 110.44    | 16.89     | 50.11     | 32.42                  | 93.86     | 8.67    | 25.87     | 17.28          | 49.05     | 2.90    | 6.76      |
| Sep.        | 68.76              |           | 51.97                 |           | 37.10     |           | 16.79     |           | 31.04                  |           | 8.48    |           | 15.98          |           | 1.96    |           |
| Oct.        | 67.76              |           | 51.84                 |           | 36.63     |           | 15.92     |           | 32.49                  |           | 8.77    |           | 17.59          |           | 2.34    |           |
| Nov.        | 69.78              | 205.09    | 53.23                 | 156.81    | 37.67     | 111.00    | 16.55     | 48.28     | 32.53                  | 97.65     | 9.15    | 26.64     | 16.94          | 51.86     | 2.45    | 7.66      |
| Dec.        | 67.55              |           | 51.74                 |           | 36.70     |           | 15.81     |           | 32.63                  |           | 8.72    |           | 17.33          |           | 2.87    |           |
| 2017 Jan.   | 69.74              |           | 52.53                 |           | 37.21     |           | 17.21     |           | 33.06                  |           | 9.59    |           | 16.80          |           | 2.31    |           |
| Feb.        | 71.10              | 211.24    | 53.98                 | 159.65    | 38.30     | 113.33    | 17.12     | 51.59     | 34.05                  | 101.10    | 9.57    | 28.66     | 17.49          | 52.25     | 2.49    | 7.46      |
| Mar.        | 70.40              |           | 53.14                 |           | 37.82     |           | 17.26     |           | 33.99                  |           | 9.50    |           | 17.96          |           | 2.66    |           |
| Apr.        | 73.89              |           | 56.30                 |           | 39.46     |           | 17.59     |           | 32.42                  |           | 9.08    |           | 16.63          |           | 2.61    |           |
| May         | 72.89              | 219.38    | 55.21                 | 166.58    | 39.64     | 118.01    | 17.68     | 52.80     | 33.79                  | 98.77     | 9.47    | 27.45     | 17.77          | 51.62     | 2.68    | 7.19      |
| June        | 72.60              |           | 55.07                 |           | 38.91     |           | 17.53     |           | 32.56                  |           | 8.90    |           | 17.22          |           | 1.90    |           |
| July        | 72.26              |           | 54.91                 |           | 39.05     |           | 17.35     |           | 33.10                  |           | 9.07    |           | 17.50          |           | 2.22    |           |
| Aug.        | 73.88              | 219.15    | 56.61                 | 167.17    | 40.52     | 119.11    | 17.27     | 51.98     | 34.41                  | 102.04    | 9.21    | 27.33     | 18.47          | 54.72     | 2.28    | 6.78      |
| Sep.        | 73.01              |           | 55.65                 |           | 39.54     |           | 17.36     |           | 34.53                  |           | 9.05    |           | 18.75          |           | 2.28    |           |
| Oct.        | 73.70              |           | 56.35                 |           | 39.76     |           | 17.35     |           | 33.09                  |           | 9.14    |           | 17.41          |           | 2.06    |           |
| Nov.        | 75.27              | 224.92    | 57.64                 | 172.85    | 40.85     | 122.10    | 17.63     | 52.07     | 35.08                  | 102.40    | 9.69    | 28.69     | 18.57          | 53.76     | 2.35    | 6.17      |
| Dec.        | 75.95              |           | 58.86                 |           | 41.49     |           | 17.09     |           | 34.23                  |           | 9.86    |           | 17.78          |           | 1.76    |           |
| 2018 Jan.   | 75.38              |           | 57.75                 |           | 40.81     |           | 17.63     |           | 34.74                  |           | 9.02    |           | 18.38          |           | 1.97    |           |
| Feb.        | 73.98              | 224.05    | 56.67                 | 171.95    | 40.37     | 122.67    | 17.31     | 52.10     | 33.55                  | 102.32    | 9.07    | 28.04     | 17.62          | 53.89     | 1.95    | 5.68      |
| Mar.        | 74.69              |           | 57.53                 |           | 41.49     |           | 17.16     |           | 34.03                  |           | 9.95    |           | 17.89          |           | 1.76    |           |
| Apr.        | 76.14              |           | 58.50                 |           | 41.10     |           | 17.64     |           | 33.53                  |           | 9.49    |           | 17.90          |           | 1.99    |           |
| May         | 77.01              | 228.71    | 59.45                 | 176.05    | 41.29     | 123.62    | 17.56     | 52.66     | 33.63                  | 102.50    | 9.07    | 28.29     | 18.24          | 54.90     | 1.71    | 5.70      |
| June        | 75.56              |           | 58.10                 |           | 41.23     |           | 17.46     |           | 35.34                  |           | 9.73    |           | 18.76          |           | 2.00    |           |
| July        | 75.79              |           | 58.79                 |           | 41.69     |           | 17.00     |           | 34.22                  |           | 9.60    |           | 18.11          |           | 1.84    |           |
| Aug.        | 74.54              | 224.14    | 57.95                 | 174.49    | 41.16     | 123.62    | 16.59     | 49.65     | 36.27                  | 106.19    | 9.66    | 28.83     | 19.10          | 56.67     | 1.90    | 5.84      |
| Sep.        | 73.81              |           | 57.75                 |           | 40.77     |           | 16.06     |           | 35.70                  |           | 9.57    |           | 19.46          |           | 2.10    |           |
| Oct.        | 75.47              |           | 58.97                 |           | 41.63     |           | 16.50     |           | 34.44                  |           | 9.32    |           | 18.37          |           | 1.81    |           |
| Nov.        | 74.70              | 226.65    | 58.05                 | 176.51    | 40.77     | 124.28    | 16.65     | 50.14     | 35.30                  | 104.62    | 9.52    | 28.77     | 18.75          | 55.54     | 2.17    | 5.89      |
| Dec.        | 76.48              |           | 59.49                 |           | 41.88     |           | 16.99     |           | 34.88                  |           | 9.93    |           | 18.42          |           | 1.91    |           |
| 2019 Jan.   | 75.75              |           | 58.51                 |           | 41.35     |           | 17.24     |           | 36.22                  |           | 9.95    |           | 18.91          |           | 1.66    |           |
| Feb.        | 75.69              | 228.28    | 58.05                 | 175.49    | 41.37     | 124.81    | 17.64     | 52.79     | 34.80                  | 106.03    | 9.34    | 29.14     | 18.09          | 55.33     | 1.63    | 5.03      |
| Mar.        | 76.84              |           | 58.93                 |           | 42.09     |           | 17.91     |           | 35.01                  |           | 9.85    |           | 18.33          |           | 1.74    |           |
| Apr.        | 74.40              |           | 58.02                 |           | 41.00     |           | 16.38     |           | 35.00                  |           | 10.00   |           | 18.64          |           | 1.63    |           |
| May         | 74.91              | 225.06    | 57.87                 | 174.84    | 41.02     | 123.52    | 17.04     | 50.22     | 35.18                  | 105.23    | 10.17   | 30.22     | 18.59          | 55.54     | 1.88    | 5.55      |
| June        | 75.75              |           | 58.95                 |           | 41.50     |           | 16.80     |           | 35.05                  |           | 10.05   |           | 18.31          |           | 2.04    |           |
| July        | 74.54              |           | 57.51                 |           | 40.44     |           | 17.03     |           | 36.08                  |           | 10.30   |           | 18.78          |           | 2.08    |           |
| Aug.        | 75.00              | 225.79    | 57.95                 | 174.58    | 40.86     | 122.99    | 17.05     | 51.21     | 35.26                  | 106.36    | 10.41   | 30.57     | 17.78          | 54.77     | 1.87    | 5.78      |
| Sep.        | 76.25              |           | 59.12                 |           | 41.69     |           | 17.13     |           | 35.02                  |           | 9.86    |           | 18.21          |           | 1.83    |           |
| Oct.        | 76.65              |           | 58.97                 |           | 41.39     |           | 17.68     |           | 35.71                  |           | 10.26   |           | 18.94          |           | 2.17    |           |
| Nov.        | 75.33              | 226.78    | 58.93                 | 175.60    | 40.93     | 122.49    | 16.40     | 51.18     | 34.95                  | 106.27    | 9.63    | 29.38     | 18.37          | 56.82     | 1.90    | 6.00      |
| Dec.        | 74.80              |           | 57.70                 |           | 40.17     |           | 17.10     |           | 35.61                  |           | 9.49    |           | 19.51          |           | 1.93    |           |
| 2020 Jan. 1 | 75.70              |           | 58.79                 |           | 40.96     |           | 16.91     |           | 35.23                  |           | 9.58    |           | 18.43          |           | 2.01    |           |
| Feb.        | 76.11              | 219.18    | 58.98                 | 168.39    | 41.02     | 116.98    | 17.13     | 50.79     | 36.15                  | 102.85    | 9.98    | 28.53     | 18.74          | 53.73     | 2.00    | 5.86      |
| Mar.        | 67.37              |           | 50.62                 |           | 35.00     |           | 16.75     |           | 31.47                  |           | 8.97    |           | 16.56          |           | 1.85    |           |
| Apr.        | 49.97              |           | 37.92                 |           | 25.92     |           | 12.05     |           | 25.62                  |           | 6.46    |           | 15.06          |           | 1.35    |           |
| May         | 55.44              | 170.47    | 43.17                 | 130.99    | 30.47     | 91.63     | 12.27     | 39.48     | 26.74                  | 81.99     | 6.97    | 20.79     | 15.34          | 47.61     | 1.38    | 4.14      |
| June        | 65.06              |           | 49.90                 |           | 35.24     |           | 15.16     |           | 29.63                  |           | 7.36    |           | 17.21          |           | 1.41    |           |
| July        | 67.67              |           | 52.06                 |           | 36.24     |           | 15.61     |           | 31.12                  |           | 8.54    |           | 17.27          |           | 1.50    |           |
| Aug.        | 71.26              | 211.01    | 54.96                 | 162.84    | 38.11     | 113.26    | 16.30     | 48.17     | 30.53                  | 93.76     | 8.48    | 25.91     | 16.53          | 50.97     | 1.48    | 4.44      |
| Sep.        | 72.08              |           | 55.82                 |           | 38.91     |           | 16.26     |           | 32.11                  |           | 8.89    |           | 17.17          |           | 1.46    |           |
| Oct.        | 72.25              |           | 55.79                 |           | 38.61     |           | 16.46     |           | 32.60                  |           | 9.12    |           | 17.58          |           | 1.43    |           |
| Nov.        | 73.45              | 219.19    | 57.02                 | 170.33    | 39.61     | 117.78    | 16.43     | 48.86     | 33.18                  | 99.47     | 9.08    | 27.69     | 18.11          | 53.97     | 1.34    | 4.74      |
| Dec.        | 73.49              |           | 57.52                 |           | 39.56     |           | 15.97     |           | 33.69                  |           | 9.49    |           | 18.28          |           | 1.97    |           |
| 2021 Jan.   | 73.28              |           | 58.18                 |           | 40.20     |           | 15.10     |           | 35.71                  |           | 9.72    |           | 18.67          |           | 1.70    |           |
| Feb.        | 73.98              | 223.50    | 58.32                 | 176.23    | 40.27     | 122.28    | 15.66     | 47.27     | 36.09                  | 106.88    | 9.78    | 28.91     | 19.12          | 57.03     | 1.57    | 4.98      |
| Mar.        | 76.24              |           | 59.73                 |           | 41.81     |           | 16.51     |           | 35.08                  |           | 9.41    |           | 19.24          |           | 1.71    |           |

Source of the unadjusted figures: Federal Statistical Office. \* Classified by country of destination (country of consumption). Inclusion of individual countries in groups of

countries according to most recent status. 1 Figures as of January 2020 provisional and partially revised.

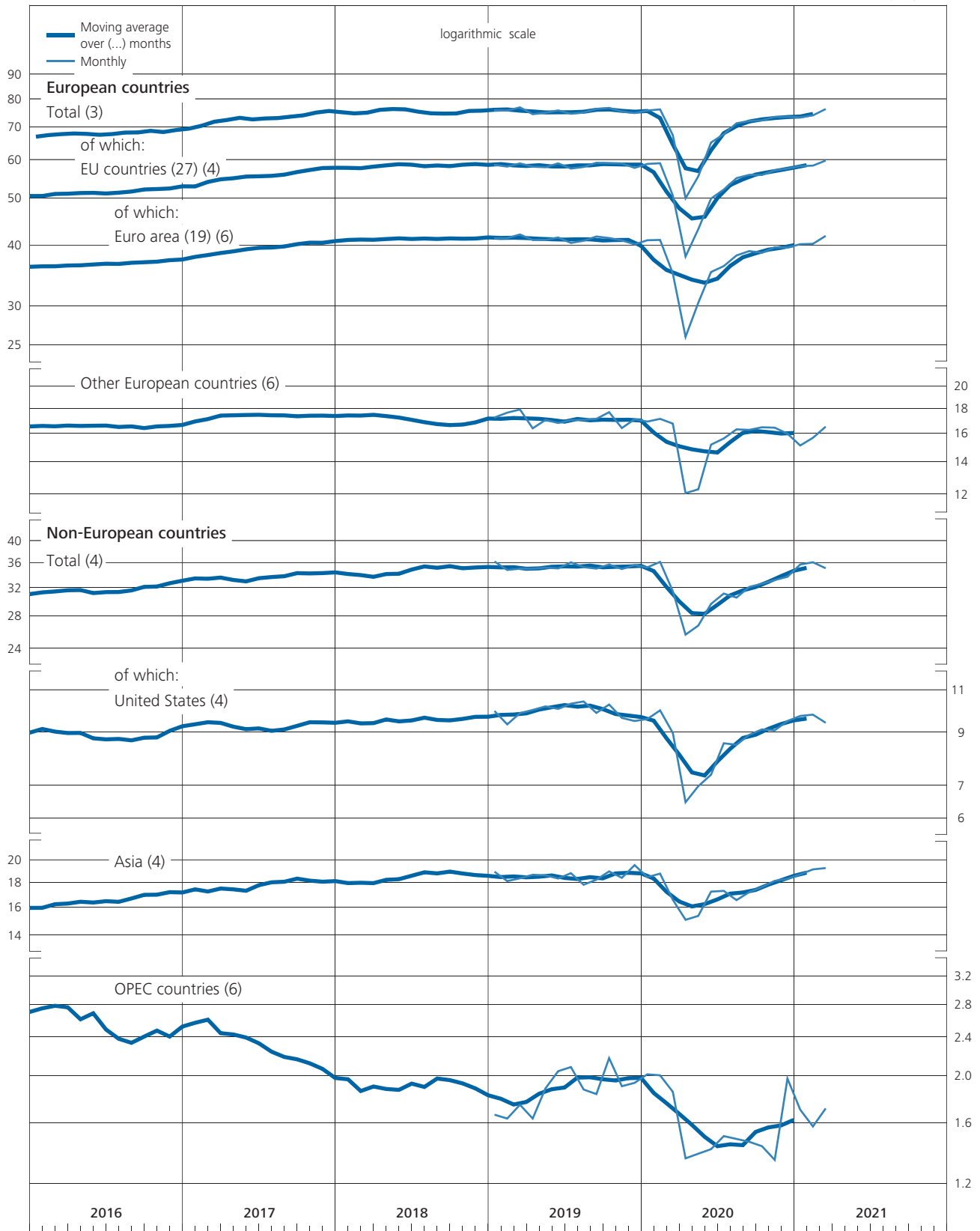
V. External sector

2. Exports

a) Exports, by group of countries\*

Value, € billion

seasonally adjusted



\* Classified by country of destination (country of consumption).

## V. External sector

### 2. Exports

#### b) Exports, by category of goods \*

Value, € billion

(R) seasonally adjusted

| Item no                | Selected main categories |           |               |           |                |           | Selected categories                  |           |   |           |                         |           |  |           |
|------------------------|--------------------------|-----------|---------------|-----------|----------------|-----------|--------------------------------------|-----------|---|-----------|-------------------------|-----------|--|-----------|
|                        | Intermediate goods       |           | Capital goods |           | Consumer goods |           | Chemical and pharmaceutical products |           | Computers, electronic and optical products and electrical equipment |           | Machinery and equipment |           | Motor vehicles, trailers and semi-trailers |           |
|                        | monthly                  | quarterly | monthly       | quarterly | monthly        | quarterly | monthly                              | quarterly | monthly   | quarterly | monthly                 | quarterly | monthly                                    | quarterly |
| 2015 Oct.              | 28.94                    |           | 45.61         |           | 16.88          |           | 14.81                                |           | 14.12   |           | 14.04                   |           | 18.88                                      |           |
| Nov.                   | 28.95                    | 87.02     | 44.45         | 133.73    | 17.53          | 51.84     | 14.85                                | 44.74     | 14.19   | 42.51     | 14.15                   | 42.05     | 18.93                                      | 56.04     |
| Dec.                   | 29.13                    |           | 43.67         |           | 17.43          |           | 15.08                                |           | 14.20   |           | 13.86                   |           | 18.23                                      |           |
| 2016 Jan.              | 29.51                    |           | 45.47         |           | 17.34          |           | 14.69                                |           | 14.52   |           | 13.96                   |           | 18.78                                      |           |
| Feb.                   | 29.02                    | 87.86     | 44.86         | 136.57    | 17.43          | 52.49     | 14.60                                | 44.11     | 14.29   | 43.39     | 13.89                   | 42.13     | 18.66                                      | 56.07     |
| Mar.                   | 29.33                    |           | 46.24         |           | 17.72          |           | 14.82                                |           | 14.58   |           | 14.28                   |           | 18.63                                      |           |
| Apr.                   | 29.14                    |           | 47.08         |           | 17.39          |           | 14.50                                |           | 14.56   |           | 14.55                   |           | 19.52                                      |           |
| May                    | 29.31                    | 87.13     | 45.62         | 137.89    | 17.46          | 52.28     | 14.82                                | 43.71     | 14.51   | 43.47     | 13.97                   | 42.35     | 18.47                                      | 57.11     |
| June                   | 28.68                    |           | 45.19         |           | 17.43          |           | 14.39                                |           | 14.40   |           | 13.83                   |           | 19.12                                      |           |
| July                   | 29.13                    |           | 44.65         |           | 17.65          |           | 14.75                                |           | 14.15   |           | 13.64                   |           | 18.79                                      |           |
| Aug.                   | 29.69                    | 88.60     | 46.72         | 136.81    | 17.30          | 52.42     | 14.52                                | 44.12     | 14.65   | 43.67     | 14.23                   | 42.21     | 19.49                                      | 57.41     |
| Sep.                   | 29.78                    |           | 45.44         |           | 17.47          |           | 14.85                                |           | 14.87   |           | 14.34                   |           | 19.13                                      |           |
| Oct.                   | 29.57                    |           | 46.63         |           | 17.79          |           | 14.93                                |           | 15.24   |           | 14.18                   |           | 18.90                                      |           |
| Nov.                   | 30.61                    | 90.49     | 46.75         | 138.29    | 18.02          | 53.55     | 15.17                                | 45.14     | 15.19   | 45.43     | 14.44                   | 42.61     | 19.51                                      | 56.04     |
| Dec.                   | 30.31                    |           | 44.91         |           | 17.74          |           | 15.04                                |           | 15.00   |           | 13.99                   |           | 17.63                                      |           |
| 2017 Jan.              | 30.63                    |           | 47.03         |           | 18.65          |           | 15.48                                |           | 15.66   |           | 14.49                   |           | 18.61                                      |           |
| Feb.                   | 31.47                    | 93.53     | 48.23         | 143.02    | 18.60          | 55.75     | 15.76                                | 46.98     | 16.38   | 47.92     | 15.26                   | 44.75     | 19.17                                      | 57.08     |
| Mar.                   | 31.43                    |           | 47.76         |           | 18.50          |           | 15.74                                |           | 15.88   |           | 15.00                   |           | 19.30                                      |           |
| Apr.                   | 32.70                    |           | 48.00         |           | 19.23          |           | 16.20                                |           | 16.51   |           | 15.36                   |           | 19.25                                      |           |
| May                    | 32.07                    | 96.82     | 49.28         | 145.19    | 19.17          | 57.19     | 16.09                                | 47.65     | 16.05   | 49.31     | 15.66                   | 46.41     | 19.82                                      | 58.32     |
| June                   | 32.05                    |           | 47.91         |           | 18.79          |           | 15.36                                |           | 16.75   |           | 15.39                   |           | 19.25                                      |           |
| July                   | 32.15                    |           | 48.62         |           | 19.12          |           | 16.11                                |           | 16.37   |           | 15.48                   |           | 19.57                                      |           |
| Aug.                   | 32.33                    | 97.00     | 50.27         | 148.55    | 19.23          | 57.41     | 16.23                                | 48.18     | 16.49   | 49.40     | 15.65                   | 46.99     | 20.96                                      | 60.24     |
| Sep.                   | 32.52                    |           | 49.66         |           | 19.06          |           | 15.84                                |           | 16.54   |           | 15.86                   |           | 19.71                                      |           |
| Oct.                   | 32.94                    |           | 48.69         |           | 19.06          |           | 15.82                                |           | 16.37   |           | 15.66                   |           | 19.90                                      |           |
| Nov.                   | 33.79                    | 100.60    | 50.09         | 148.63    | 19.72          | 58.94     | 16.50                                | 49.51     | 17.01   | 50.17     | 16.12                   | 48.05     | 20.43                                      | 60.41     |
| Dec.                   | 33.87                    |           | 49.85         |           | 20.16          |           | 17.19                                |           | 16.79   |           | 16.27                   |           | 20.08                                      |           |
| 2018 Jan.              | 33.42                    |           | 50.45         |           | 19.26          |           | 16.32                                |           | 16.97   |           | 16.13                   |           | 20.35                                      |           |
| Feb.                   | 33.25                    | 99.71     | 47.33         | 147.43    | 20.04          | 59.39     | 17.07                                | 50.33     | 16.64   | 50.40     | 16.06                   | 48.20     | 19.21                                      | 59.42     |
| Mar.                   | 33.04                    |           | 49.65         |           | 20.09          |           | 16.94                                |           | 16.79   |           | 16.01                   |           | 19.86                                      |           |
| Apr.                   | 33.02                    |           | 50.53         |           | 19.95          |           | 16.83                                |           | 16.86   |           | 16.16                   |           | 20.18                                      |           |
| May                    | 33.77                    | 100.01    | 51.11         | 151.78    | 20.21          | 60.49     | 16.93                                | 50.86     | 17.16   | 51.15     | 16.46                   | 48.89     | 19.97                                      | 59.66     |
| June                   | 33.22                    |           | 50.14         |           | 20.33          |           | 17.10                                |           | 17.13   |           | 16.27                   |           | 19.51                                      |           |
| July                   | 33.56                    |           | 49.39         |           | 20.42          |           | 17.14                                |           | 17.12   |           | 16.23                   |           | 19.04                                      |           |
| Aug.                   | 34.12                    | 101.07    | 48.85         | 147.59    | 20.44          | 61.01     | 17.62                                | 51.96     | 17.13   | 51.91     | 16.55                   | 49.18     | 18.40                                      | 56.11     |
| Sep.                   | 33.39                    |           | 49.35         |           | 20.15          |           | 17.20                                |           | 17.66   |           | 16.40                   |           | 18.67                                      |           |
| Oct.                   | 34.33                    |           | 48.73         |           | 19.92          |           | 16.80                                |           | 17.58   |           | 16.65                   |           | 18.44                                      |           |
| Nov.                   | 33.86                    | 102.14    | 49.66         | 150.09    | 19.68          | 59.36     | 16.38                                | 49.82     | 17.23   | 52.41     | 16.31                   | 49.92     | 18.75                                      | 56.70     |
| Dec.                   | 33.95                    |           | 51.70         |           | 19.76          |           | 16.64                                |           | 17.60   |           | 16.96                   |           | 19.51                                      |           |
| 2019 Jan.              | 34.00                    |           | 50.76         |           | 20.08          |           | 16.69                                |           | 17.63   |           | 16.73                   |           | 19.34                                      |           |
| Feb.                   | 33.60                    | 102.05    | 49.87         | 152.05    | 19.41          | 59.51     | 16.56                                | 49.91     | 17.45   | 52.85     | 16.42                   | 49.83     | 19.08                                      | 57.42     |
| Mar.                   | 34.45                    |           | 51.42         |           | 20.02          |           | 16.66                                |           | 17.77   |           | 16.68                   |           | 19.00                                      |           |
| Apr.                   | 33.23                    |           | 49.57         |           | 20.09          |           | 16.55                                |           | 17.30   |           | 16.32                   |           | 18.75                                      |           |
| May                    | 33.00                    | 99.68     | 50.08         | 149.76    | 20.18          | 61.21     | 16.69                                | 50.45     | 17.31   | 51.93     | 16.44                   | 49.20     | 19.10                                      | 56.94     |
| June                   | 33.45                    |           | 50.11         |           | 20.94          |           | 17.21                                |           | 17.32   |           | 16.44                   |           | 19.09                                      |           |
| July                   | 33.44                    |           | 49.98         |           | 20.39          |           | 16.95                                |           | 17.55   |           | 16.43                   |           | 18.61                                      |           |
| Aug.                   | 33.30                    | 100.77    | 49.03         | 148.02    | 20.46          | 61.69     | 16.62                                | 51.14     | 17.62   | 52.55     | 16.58                   | 49.36     | 18.64                                      | 56.06     |
| Sep.                   | 34.03                    |           | 49.01         |           | 20.84          |           | 17.57                                |           | 17.38   |           | 16.35                   |           | 18.81                                      |           |
| Oct.                   | 33.49                    |           | 50.40         |           | 21.25          |           | 17.52                                |           | 17.46   |           | 16.50                   |           | 18.54                                      |           |
| Nov.                   | 33.13                    | 99.33     | 49.46         | 150.38    | 21.04          | 63.27     | 16.92                                | 51.27     | 17.45   | 52.17     | 16.22                   | 49.15     | 18.46                                      | 55.45     |
| Dec.                   | 32.71                    |           | 50.52         |           | 20.98          |           | 16.83                                |           | 17.26   |           | 16.43                   |           | 18.45                                      |           |
| 2020 Jan. <sup>1</sup> | 33.80                    |           | 49.14         |           | 20.89          |           | 16.91                                |           | 17.57   |           | 16.49                   |           | 18.69                                      |           |
| Feb.                   | 34.41                    | 99.93     | 49.51         | 140.05    | 21.45          | 62.45     | 17.59                                | 52.08     | 17.63   | 51.42     | 16.41                   | 47.33     | 18.72                                      | 51.50     |
| Mar.                   | 31.72                    |           | 41.40         |           | 20.11          |           | 17.58                                |           | 16.22   |           | 14.43                   |           | 14.09                                      |           |
| Apr.                   | 26.75                    |           | 25.64         |           | 18.33          |           | 16.21                                |           | 13.86   |           | 11.60                   |           | 4.62                                       |           |
| May                    | 26.47                    | 81.84     | 32.61         | 99.26     | 19.53          | 57.74     | 15.39                                | 46.96     | 14.13   | 43.29     | 12.53                   | 37.98     | 9.29                                       | 29.25     |
| June                   | 28.62                    |           | 41.01         |           | 19.88          |           | 15.36                                |           | 15.30   |           | 13.85                   |           | 15.34                                      |           |
| July                   | 29.90                    |           | 43.34         |           | 20.12          |           | 15.85                                |           | 16.20   |           | 14.67                   |           | 16.33                                      |           |
| Aug.                   | 31.90                    | 94.45     | 43.62         | 132.10    | 20.49          | 61.19     | 16.21                                | 48.98     | 16.50   | 49.55     | 14.70                   | 44.45     | 16.35                                      | 50.38     |
| Sep.                   | 32.65                    |           | 45.14         |           | 20.58          |           | 16.92                                |           | 16.85   |           | 15.08                   |           | 17.70                                      |           |
| Oct.                   | 32.60                    |           | 45.82         |           | 20.65          |           | 16.93                                |           | 16.45   |           | 15.19                   |           | 18.96                                      |           |
| Nov.                   | 34.16                    | 100.98    | 46.11         | 138.38    | 21.03          | 62.39     | 17.69                                | 52.12     | 17.47   | 51.21     | 15.56                   | 45.81     | 18.22                                      | 55.93     |
| Dec.                   | 34.22                    |           | 46.45         |           | 20.71          |           | 17.50                                |           | 17.29   |           | 15.06                   |           | 18.75                                      |           |
| 2021 Jan.              | 34.72                    |           | 46.19         |           | 21.20          |           | 18.22                                |           | 17.59   |           | 15.74                   |           | 17.96                                      |           |
| Feb.                   | 34.92                    | ...       | 47.28         | ...       | 20.78          | ...       | 17.59                                | ...       | 17.90   | ...       | 15.91                   | ...       | 17.89                                      | ...       |

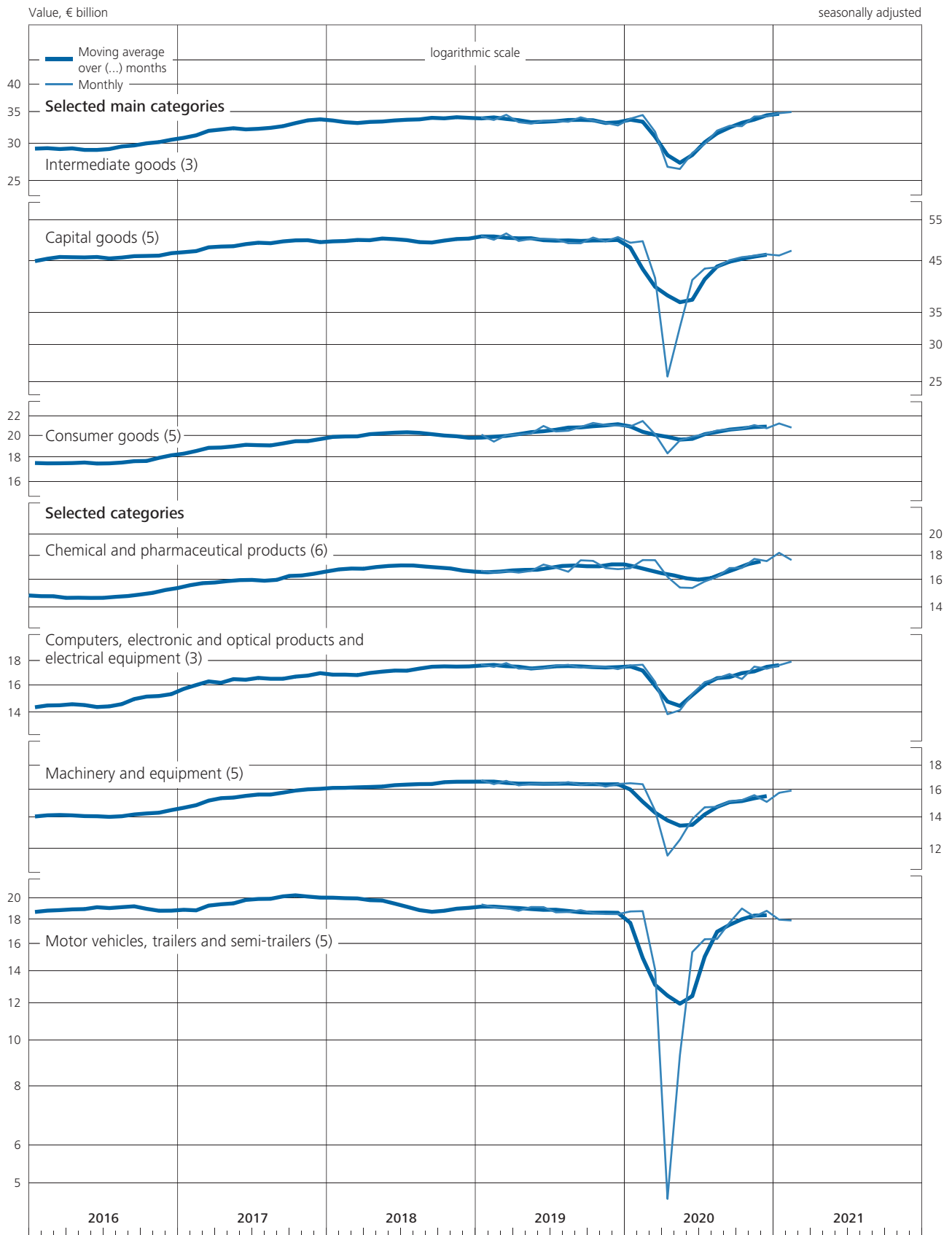
Sources of the unadjusted figures: Federal Statistical Office, Bundesbank calculations on the basis of data provided by the Federal Statistical Office. \* See explanatory notes, section on classifications; as of January 2010 figures include additional estimates for

transactions which failed or do not have to be reported. <sup>1</sup> Figures as of January 2020 provisional and partially revised.

V. External sector

2. Exports

b) Exports, by category of goods



## V. External sector

### 3. Imports

#### a) Imports, by group of countries \*

Value, € billion seasonally adjusted

| Period      | European countries |           |                       |           |           |           |           |           | Non-European countries |           |         |           |                |           |         |           |
|-------------|--------------------|-----------|-----------------------|-----------|-----------|-----------|-----------|-----------|------------------------|-----------|---------|-----------|----------------|-----------|---------|-----------|
|             | Total (R)          |           | of which:             |           |           |           | Total (R) |           | of which:              |           |         |           |                |           |         |           |
|             |                    |           | EU countries (27) (R) |           | of which: |           |           |           | United States          |           | Asia    |           | OPEC countries |           |         |           |
|             | monthly            | quarterly | monthly               | quarterly | monthly   | quarterly | monthly   | quarterly | monthly                | quarterly | monthly | quarterly | monthly        | quarterly | monthly | quarterly |
| 2015 Nov.   | 54.45              | 161.85    | 42.50                 | 126.01    | 29.84     | 88.55     | 11.95     | 35.84     | 24.73                  | 74.00     | 5.09    | 15.28     | 15.63          | 47.11     | 0.61    | 1.74      |
| Dec.        | 52.82              |           | 41.17                 |           | 28.82     |           | 11.65     |           | 25.11                  |           | 5.19    |           | 15.77          |           | 0.59    |           |
| 2016 Jan.   | 53.60              |           | 42.08                 |           | 29.73     |           | 11.52     |           | 25.29                  |           | 4.97    |           | 16.36          |           | 0.57    |           |
| Feb.        | 54.80              | 161.58    | 43.17                 | 127.05    | 29.81     | 88.60     | 11.63     | 34.53     | 24.86                  | 74.65     | 4.83    | 14.72     | 16.44          | 48.86     | 0.44    | 1.48      |
| Mar.        | 53.18              |           | 41.80                 |           | 29.06     |           | 11.38     |           | 24.50                  |           | 4.92    |           | 16.06          |           | 0.47    |           |
| Apr.        | 53.93              |           | 42.52                 |           | 29.43     |           | 11.41     |           | 23.23                  |           | 4.58    |           | 15.33          |           | 0.44    |           |
| May         | 53.54              | 161.97    | 42.14                 | 127.73    | 29.27     | 88.62     | 11.40     | 34.24     | 23.82                  | 71.07     | 4.84    | 13.98     | 15.75          | 47.07     | 0.44    | 1.30      |
| June        | 54.50              |           | 43.07                 |           | 29.92     |           | 11.43     |           | 24.02                  |           | 4.56    |           | 15.99          |           | 0.42    |           |
| July        | 54.53              |           | 42.84                 |           | 29.96     |           | 11.69     |           | 23.77                  |           | 4.88    |           | 15.34          |           | 0.54    |           |
| Aug.        | 54.96              | 165.13    | 42.58                 | 129.03    | 29.66     | 89.89     | 12.38     | 36.10     | 25.30                  | 73.15     | 4.94    | 14.51     | 16.16          | 47.29     | 0.39    | 1.40      |
| Sep.        | 55.64              |           | 43.61                 |           | 30.27     |           | 12.03     |           | 24.08                  |           | 4.69    |           | 15.79          |           | 0.47    |           |
| Oct.        | 55.20              |           | 43.03                 |           | 29.94     |           | 12.17     |           | 25.32                  |           | 4.63    |           | 16.75          |           | 0.67    |           |
| Nov.        | 56.10              | 167.07    | 43.72                 | 130.35    | 30.44     | 90.79     | 12.38     | 36.72     | 25.78                  | 77.47     | 5.12    | 14.52     | 16.50          | 50.13     | 0.59    | 1.87      |
| Dec.        | 55.77              |           | 43.60                 |           | 30.41     |           | 12.17     |           | 26.37                  |           | 4.77    |           | 16.88          |           | 0.61    |           |
| 2017 Jan.   | 57.53              |           | 44.78                 |           | 31.21     |           | 12.75     |           | 26.36                  |           | 5.16    |           | 16.62          |           | 0.65    |           |
| Feb.        | 57.61              | 172.75    | 45.12                 | 134.50    | 30.97     | 93.14     | 12.49     | 38.25     | 26.33                  | 80.23     | 4.81    | 15.36     | 17.07          | 51.64     | 0.73    | 2.09      |
| Mar.        | 57.61              |           | 44.60                 |           | 30.96     |           | 13.01     |           | 27.54                  |           | 5.39    |           | 17.95          |           | 0.71    |           |
| Apr.        | 58.44              |           | 45.65                 |           | 31.35     |           | 12.79     |           | 27.56                  |           | 5.14    |           | 18.41          |           | 0.76    |           |
| May         | 58.49              | 173.72    | 45.71                 | 136.00    | 31.40     | 93.18     | 12.78     | 37.72     | 27.99                  | 82.72     | 5.32    | 15.84     | 18.57          | 54.87     | 0.73    | 2.27      |
| June        | 56.79              |           | 44.64                 |           | 30.43     |           | 12.15     |           | 27.17                  |           | 5.38    |           | 17.89          |           | 0.78    |           |
| July        | 58.18              |           | 45.75                 |           | 31.65     |           | 12.43     |           | 27.09                  |           | 4.86    |           | 18.03          |           | 0.66    |           |
| Aug.        | 58.46              | 174.69    | 46.28                 | 137.70    | 32.03     | 94.86     | 12.18     | 36.99     | 28.17                  | 82.50     | 5.14    | 15.06     | 18.12          | 54.18     | 0.81    | 2.23      |
| Sep.        | 58.05              |           | 45.67                 |           | 31.18     |           | 12.38     |           | 27.24                  |           | 5.06    |           | 18.03          |           | 0.76    |           |
| Oct.        | 59.50              |           | 47.08                 |           | 32.57     |           | 12.42     |           | 27.29                  |           | 5.19    |           | 17.82          |           | 0.72    |           |
| Nov.        | 59.76              | 179.69    | 47.29                 | 142.06    | 32.69     | 98.26     | 12.47     | 37.63     | 28.12                  | 83.89     | 5.30    | 15.69     | 18.15          | 54.15     | 0.91    | 2.37      |
| Dec.        | 60.43              |           | 47.69                 |           | 33.00     |           | 12.74     |           | 28.48                  |           | 5.20    |           | 18.18          |           | 0.74    |           |
| 2018 Jan.   | 60.88              |           | 48.09                 |           | 33.40     |           | 12.79     |           | 28.30                  |           | 5.22    |           | 18.48          |           | 0.82    |           |
| Feb.        | 60.26              | 181.44    | 47.57                 | 143.32    | 32.53     | 99.06     | 12.69     | 38.12     | 27.84                  | 82.81     | 5.33    | 15.48     | 17.89          | 54.06     | 0.87    | 2.51      |
| Mar.        | 60.30              |           | 47.66                 |           | 33.13     |           | 12.64     |           | 26.67                  |           | 4.93    |           | 17.69          |           | 0.82    |           |
| Apr.        | 61.59              |           | 48.76                 |           | 33.56     |           | 12.83     |           | 28.03                  |           | 5.50    |           | 18.35          |           | 0.89    |           |
| May         | 62.34              | 186.35    | 48.06                 | 145.86    | 33.03     | 99.99     | 14.28     | 40.49     | 28.09                  | 85.05     | 5.62    | 16.42     | 18.42          | 55.77     | 0.89    | 2.77      |
| June        | 62.42              |           | 49.04                 |           | 33.40     |           | 13.38     |           | 28.93                  |           | 5.30    |           | 19.00          |           | 0.99    |           |
| July        | 64.62              |           | 50.78                 |           | 35.74     |           | 13.84     |           | 29.43                  |           | 5.45    |           | 19.50          |           | 0.98    |           |
| Aug.        | 62.77              | 190.62    | 49.75                 | 150.51    | 34.79     | 105.08    | 13.02     | 40.11     | 29.38                  | 87.74     | 5.37    | 16.46     | 18.97          | 57.54     | 1.06    | 2.93      |
| Sep.        | 63.23              |           | 49.98                 |           | 34.55     |           | 13.25     |           | 28.93                  |           | 5.64    |           | 19.07          |           | 0.89    |           |
| Oct.        | 63.28              |           | 49.37                 |           | 33.97     |           | 13.91     |           | 29.76                  |           | 5.56    |           | 19.62          |           | 0.97    |           |
| Nov.        | 62.22              | 188.35    | 48.87                 | 148.54    | 33.78     | 103.03    | 13.35     | 39.81     | 29.19                  | 88.38     | 5.49    | 16.40     | 18.84          | 57.42     | 0.93    | 2.67      |
| Dec.        | 62.85              |           | 50.30                 |           | 35.28     |           | 12.55     |           | 29.43                  |           | 5.35    |           | 18.96          |           | 0.77    |           |
| 2019 Jan.   | 63.70              |           | 49.91                 |           | 34.93     |           | 13.79     |           | 29.99                  |           | 5.91    |           | 19.04          |           | 0.70    |           |
| Feb.        | 63.16              | 190.31    | 50.41                 | 150.49    | 34.72     | 104.58    | 12.75     | 39.82     | 29.30                  | 88.08     | 6.08    | 17.61     | 18.75          | 56.69     | 0.76    | 2.21      |
| Mar.        | 63.45              |           | 50.17                 |           | 34.93     |           | 13.28     |           | 28.79                  |           | 5.62    |           | 18.90          |           | 0.75    |           |
| Apr.        | 62.35              |           | 49.86                 |           | 34.31     |           | 12.49     |           | 29.53                  |           | 5.69    |           | 19.55          |           | 0.95    |           |
| May         | 62.88              | 189.03    | 50.27                 | 151.15    | 35.01     | 104.20    | 12.61     | 37.88     | 28.91                  | 87.26     | 5.86    | 17.39     | 18.54          | 56.58     | 0.96    | 2.69      |
| June        | 63.80              |           | 51.02                 |           | 34.88     |           | 12.78     |           | 28.82                  |           | 5.84    |           | 18.49          |           | 0.78    |           |
| July        | 61.51              |           | 48.63                 |           | 33.69     |           | 12.88     |           | 29.72                  |           | 5.87    |           | 19.14          |           | 1.09    |           |
| Aug.        | 61.48              | 185.38    | 48.56                 | 147.01    | 33.61     | 101.38    | 12.92     | 38.37     | 29.87                  | 89.54     | 5.92    | 17.88     | 18.74          | 57.09     | 0.83    | 2.80      |
| Sep.        | 62.39              |           | 49.82                 |           | 34.08     |           | 12.57     |           | 29.95                  |           | 6.09    |           | 19.21          |           | 0.88    |           |
| Oct.        | 61.93              |           | 49.37                 |           | 34.03     |           | 12.56     |           | 31.06                  |           | 6.80    |           | 19.28          |           | 1.00    |           |
| Nov.        | 61.63              | 184.87    | 48.75                 | 146.05    | 33.50     | 100.65    | 12.88     | 38.82     | 30.16                  | 91.55     | 5.87    | 18.72     | 19.42          | 57.13     | 0.79    | 2.64      |
| Dec.        | 61.31              |           | 47.93                 |           | 33.12     |           | 13.38     |           | 30.33                  |           | 6.05    |           | 18.43          |           | 0.85    |           |
| 2020 Jan. 1 | 62.02              |           | 48.82                 |           | 33.53     |           | 13.20     |           | 31.08                  |           | 6.33    |           | 19.49          |           | 0.80    |           |
| Feb.        | 62.99              | 181.97    | 50.00                 | 143.67    | 33.91     | 98.77     | 12.99     | 38.30     | 27.96                  | 87.85     | 6.09    | 18.38     | 17.39          | 55.44     | 0.82    | 2.03      |
| Mar.        | 56.96              |           | 44.85                 |           | 31.33     |           | 12.11     |           | 28.81                  |           | 5.96    |           | 18.56          |           | 0.41    |           |
| Apr.        | 44.90              |           | 34.71                 |           | 24.24     |           | 10.19     |           | 27.19                  |           | 5.95    |           | 18.42          |           | 0.36    |           |
| May         | 48.31              | 147.13    | 38.85                 | 117.54    | 26.68     | 80.78     | 9.46      | 29.59     | 26.68                  | 80.18     | 4.51    | 15.02     | 19.29          | 56.38     | 0.29    | 1.08      |
| June        | 53.92              |           | 43.98                 |           | 29.86     |           | 9.94      |           | 26.31                  |           | 4.56    |           | 18.67          |           | 0.43    |           |
| July        | 54.11              |           | 43.61                 |           | 29.15     |           | 10.50     |           | 26.82                  |           | 5.03    |           | 18.35          |           | 0.34    |           |
| Aug.        | 58.11              | 171.30    | 47.37                 | 138.61    | 32.46     | 93.77     | 10.74     | 32.69     | 28.64                  | 83.83     | 5.90    | 16.97     | 18.21          | 54.89     | 0.47    | 1.15      |
| Sep.        | 59.08              |           | 47.63                 |           | 32.16     |           | 11.45     |           | 28.37                  |           | 6.04    |           | 18.33          |           | 0.34    |           |
| Oct.        | 59.09              |           | 47.73                 |           | 32.14     |           | 11.36     |           | 28.01                  |           | 5.48    |           | 18.17          |           | 0.33    |           |
| Nov.        | 61.11              | 180.53    | 49.59                 | 146.20    | 33.43     | 98.45     | 11.52     | 34.33     | 29.82                  | 88.36     | 5.69    | 17.00     | 19.30          | 57.17     | 0.36    | 1.19      |
| Dec.        | 60.33              |           | 48.88                 |           | 32.88     |           | 11.45     |           | 30.53                  |           | 5.83    |           | 19.70          |           | 0.50    |           |
| 2021 Jan.   | 59.17              |           | 47.86                 |           | 32.25     |           | 11.31     |           | 28.83                  |           | 5.17    |           | 18.84          |           | 0.59    |           |
| Feb.        | 61.86              | 186.22    | 50.03                 | 149.88    | 33.46     | 101.41    | 11.83     | 36.34     | 29.29                  | 89.95     | 5.27    | 16.36     | 19.59          | 59.93     | 0.44    | 1.51      |
| Mar.        | 65.19              |           | 51.99                 |           | 35.70     |           | 13.20     |           | 31.83                  |           | 5.92    |           | 21.50          |           | 0.48    |           |

Source of the unadjusted figures: Federal Statistical Office. \* Classified by country of origin (country of production). Inclusion of individual countries in groups of countries

according to most recent status. 1 Figures as of January 2020 provisional and partially revised.

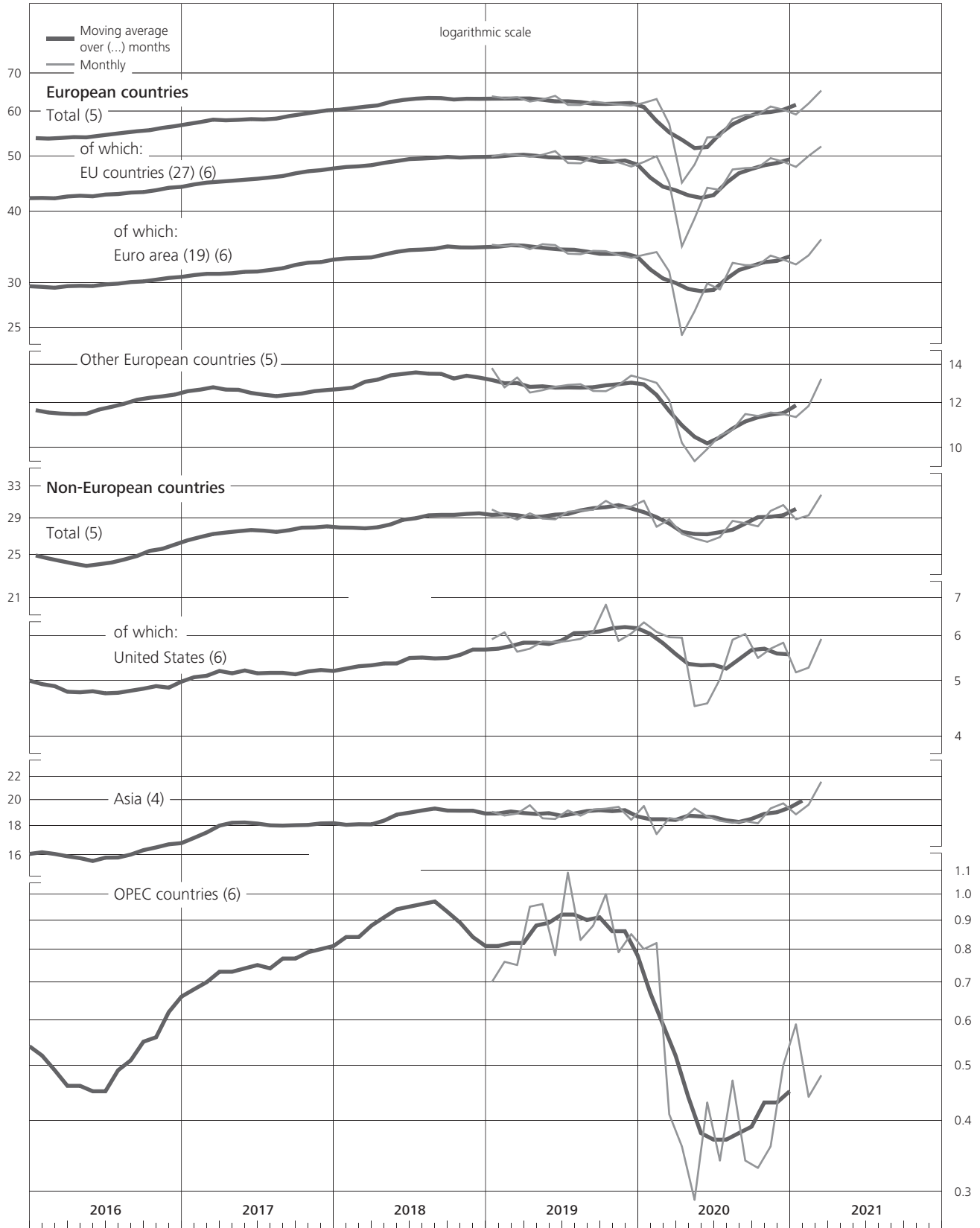
V. External sector

3. Imports

a) Imports, by group of countries\*

Value, € billion

seasonally adjusted



\* Classified by country of origin (country of production).

## V. External sector

### 3. Imports

#### b) Imports of industry, by main grouping \*

€ billion seasonally adjusted

| Period                 | Value                      |           |                    |           |               |           |                |           |         |           | Volume <sup>1</sup>        |           |         |           |
|------------------------|----------------------------|-----------|--------------------|-----------|---------------|-----------|----------------|-----------|---------|-----------|----------------------------|-----------|---------|-----------|
|                        | Total excluding energy (R) |           | of which: (R)      |           |               |           |                |           | Energy  |           | Total excluding energy (R) |           | Energy  |           |
|                        |                            |           | Intermediate goods |           | Capital goods |           | Consumer goods |           |         |           |                            |           |         |           |
|                        | monthly                    | quarterly | monthly            | quarterly | monthly       | quarterly | monthly        | quarterly | monthly | quarterly | monthly                    | quarterly | monthly | quarterly |
| 2015 Oct.              | 71.85                      |           | 22.88              |           | 24.93         |           | 16.60          |           | 6.88    |           | 72.33                      |           | 7.45    |           |
| Nov.                   | 72.31                      | 215.66    | 23.06              | 69.20     | 25.39         | 74.99     | 16.87          | 50.56     | 6.83    | 20.12     | 72.82                      | 217.44    | 7.65    | 22.90     |
| Dec.                   | 71.50                      |           | 23.26              |           | 24.67         |           | 17.09          |           | 6.41    |           | 72.29                      |           | 7.80    |           |
| 2016 Jan.              | 73.06                      |           | 24.02              |           | 24.72         |           | 17.39          |           | 5.72    |           | 74.50                      |           | 7.85    |           |
| Feb.                   | 74.59                      | 220.04    | 23.45              | 70.66     | 25.68         | 74.77     | 17.45          | 52.09     | 5.00    | 16.14     | 76.87                      | 225.65    | 7.16    | 22.16     |
| Mar.                   | 72.39                      |           | 23.19              |           | 24.37         |           | 17.25          |           | 5.42    |           | 74.28                      |           | 7.15    |           |
| Apr.                   | 72.16                      |           | 22.62              |           | 25.17         |           | 16.72          |           | 5.06    |           | 74.37                      |           | 6.60    |           |
| May                    | 72.35                      | 217.73    | 22.89              | 68.74     | 24.87         | 74.81     | 17.10          | 50.39     | 5.04    | 15.46     | 74.38                      | 223.66    | 6.20    | 19.09     |
| June                   | 73.22                      |           | 23.23              |           | 24.77         |           | 16.57          |           | 5.36    |           | 74.91                      |           | 6.29    |           |
| July                   | 72.74                      |           | 22.85              |           | 25.15         |           | 16.80          |           | 5.55    |           | 74.18                      |           | 6.62    |           |
| Aug.                   | 74.15                      | 221.23    | 23.15              | 68.94     | 25.42         | 76.36     | 17.37          | 51.16     | 6.13    | 17.07     | 75.59                      | 225.58    | 7.32    | 20.40     |
| Sep.                   | 74.34                      |           | 22.94              |           | 25.79         |           | 16.99          |           | 5.39    |           | 75.81                      |           | 6.46    |           |
| Oct.                   | 74.13                      |           | 23.51              |           | 25.83         |           | 17.46          |           | 6.33    |           | 75.36                      |           | 6.97    |           |
| Nov.                   | 75.26                      | 224.90    | 23.94              | 71.56     | 25.87         | 77.20     | 17.74          | 52.96     | 6.58    | 19.53     | 76.03                      | 226.91    | 7.18    | 20.61     |
| Dec.                   | 75.51                      |           | 24.11              |           | 25.50         |           | 17.76          |           | 6.62    |           | 75.52                      |           | 6.46    |           |
| 2017 Jan.              | 77.22                      |           | 24.62              |           | 26.53         |           | 17.73          |           | 6.75    |           | 77.00                      |           | 6.51    |           |
| Feb.                   | 77.09                      | 232.87    | 24.54              | 74.99     | 27.04         | 79.73     | 17.85          | 53.71     | 6.86    | 20.73     | 76.56                      | 231.21    | 6.55    | 20.10     |
| Mar.                   | 78.56                      |           | 25.83              |           | 26.16         |           | 18.13          |           | 7.12    |           | 77.65                      |           | 7.04    |           |
| Apr.                   | 79.70                      |           | 25.30              |           | 27.45         |           | 19.44          |           | 6.50    |           | 79.20                      |           | 6.49    |           |
| May                    | 80.31                      | 238.40    | 26.32              | 76.94     | 26.51         | 80.44     | 18.57          | 56.23     | 6.49    | 18.81     | 80.12                      | 237.94    | 6.77    | 19.67     |
| June                   | 78.39                      |           | 25.32              |           | 26.48         |           | 18.22          |           | 5.82    |           | 78.62                      |           | 6.41    |           |
| July                   | 79.56                      |           | 25.83              |           | 27.13         |           | 18.26          |           | 5.93    |           | 80.12                      |           | 6.51    |           |
| Aug.                   | 80.92                      | 239.78    | 26.11              | 77.76     | 27.86         | 81.45     | 18.06          | 54.55     | 5.98    | 18.13     | 81.47                      | 241.24    | 6.46    | 19.38     |
| Sep.                   | 79.30                      |           | 25.82              |           | 26.46         |           | 18.23          |           | 6.22    |           | 79.65                      |           | 6.41    |           |
| Oct.                   | 80.40                      |           | 26.46              |           | 27.84         |           | 18.07          |           | 6.58    |           | 80.35                      |           | 6.61    |           |
| Nov.                   | 80.96                      | 242.71    | 26.60              | 80.03     | 27.09         | 82.41     | 19.17          | 56.41     | 7.14    | 21.44     | 80.78                      | 242.32    | 6.76    | 20.53     |
| Dec.                   | 81.35                      |           | 26.97              |           | 27.48         |           | 19.17          |           | 7.72    |           | 81.19                      |           | 7.16    |           |
| 2018 Jan.              | 81.35                      |           | 26.98              |           | 27.68         |           | 18.22          |           | 7.72    |           | 81.15                      |           | 6.88    |           |
| Feb.                   | 80.45                      | 241.30    | 26.72              | 80.59     | 27.02         | 81.35     | 18.73          | 54.76     | 7.48    | 23.20     | 80.56                      | 240.76    | 7.01    | 21.39     |
| Mar.                   | 79.50                      |           | 26.89              |           | 26.65         |           | 17.81          |           | 8.00    |           | 79.05                      |           | 7.50    |           |
| Apr.                   | 82.69                      |           | 27.41              |           | 27.86         |           | 18.96          |           | 7.11    |           | 82.38                      |           | 6.37    |           |
| May                    | 82.89                      | 249.39    | 27.48              | 82.25     | 28.74         | 84.77     | 18.70          | 56.92     | 7.66    | 22.46     | 81.68                      | 246.22    | 6.36    | 19.01     |
| June                   | 83.81                      |           | 27.36              |           | 28.17         |           | 19.26          |           | 7.69    |           | 82.16                      |           | 6.28    |           |
| July                   | 86.14                      |           | 28.63              |           | 28.79         |           | 19.60          |           | 8.03    |           | 84.63                      |           | 6.52    |           |
| Aug.                   | 84.29                      | 254.55    | 27.86              | 84.71     | 27.78         | 85.20     | 19.07          | 57.96     | 7.99    | 24.10     | 82.55                      | 249.61    | 6.49    | 19.29     |
| Sep.                   | 84.12                      |           | 28.22              |           | 28.63         |           | 19.29          |           | 8.08    |           | 82.43                      |           | 6.28    |           |
| Oct.                   | 84.33                      |           | 28.05              |           | 28.61         |           | 19.40          |           | 8.78    |           | 82.28                      |           | 6.43    |           |
| Nov.                   | 83.10                      | 251.43    | 28.11              | 84.52     | 28.26         | 86.30     | 19.13          | 57.23     | 8.35    | 25.35     | 81.53                      | 246.92    | 6.63    | 20.16     |
| Dec.                   | 84.00                      |           | 28.36              |           | 29.43         |           | 18.70          |           | 8.22    |           | 83.11                      |           | 7.10    |           |
| 2019 Jan.              | 85.50                      |           | 28.33              |           | 29.85         |           | 19.03          |           | 8.02    |           | 84.78                      |           | 7.05    |           |
| Feb.                   | 83.78                      | 254.00    | 28.00              | 83.36     | 28.84         | 89.11     | 18.52          | 57.12     | 8.43    | 24.59     | 83.19                      | 251.05    | 7.35    | 21.55     |
| Mar.                   | 84.72                      |           | 27.03              |           | 30.42         |           | 19.57          |           | 8.14    |           | 83.08                      |           | 7.15    |           |
| Apr.                   | 84.06                      |           | 27.59              |           | 29.52         |           | 19.36          |           | 7.97    |           | 82.79                      |           | 6.91    |           |
| May                    | 83.93                      | 252.92    | 26.94              | 81.82     | 29.02         | 88.14     | 19.16          | 58.26     | 8.03    | 23.76     | 82.68                      | 249.52    | 6.95    | 21.23     |
| June                   | 84.93                      |           | 27.29              |           | 29.60         |           | 19.74          |           | 7.76    |           | 84.05                      |           | 7.37    |           |
| July                   | 83.64                      |           | 26.69              |           | 28.80         |           | 19.39          |           | 7.71    |           | 82.89                      |           | 7.43    |           |
| Aug.                   | 84.01                      | 253.08    | 25.91              | 78.68     | 28.79         | 87.69     | 19.39          | 58.46     | 7.44    | 22.15     | 83.30                      | 250.65    | 7.51    | 21.66     |
| Sep.                   | 85.43                      |           | 26.08              |           | 30.10         |           | 19.68          |           | 7.00    |           | 84.46                      |           | 6.72    |           |
| Oct.                   | 85.75                      |           | 27.07              |           | 30.02         |           | 19.52          |           | 7.31    |           | 85.01                      |           | 6.99    |           |
| Nov.                   | 84.09                      | 253.56    | 26.18              | 78.82     | 29.16         | 88.64     | 20.06          | 59.98     | 7.72    | 22.91     | 83.42                      | 251.57    | 7.04    | 21.10     |
| Dec.                   | 83.72                      |           | 25.57              |           | 29.46         |           | 20.40          |           | 7.88    |           | 83.14                      |           | 7.07    |           |
| 2020 Jan. <sup>2</sup> | 84.97                      |           | 26.86              |           | 29.86         |           | 20.70          |           | 7.92    |           | 84.62                      |           | 7.47    |           |
| Feb.                   | 83.41                      | 248.42    | 26.47              | 80.06     | 29.16         | 84.73     | 20.42          | 61.29     | 7.24    | 21.61     | 83.23                      | 247.05    | 7.63    | 24.76     |
| Mar.                   | 80.04                      |           | 26.73              |           | 25.71         |           | 20.17          |           | 6.45    |           | 79.20                      |           | 9.66    |           |
| Apr.                   | 68.15                      |           | 23.12              |           | 19.54         |           | 19.08          |           | 4.07    |           | 68.25                      |           | 7.77    |           |
| May                    | 71.14                      | 215.44    | 22.74              | 69.38     | 20.77         | 65.45     | 21.17          | 60.69     | 3.94    | 12.20     | 71.77                      | 217.24    | 6.90    | 21.01     |
| June                   | 76.15                      |           | 23.52              |           | 25.14         |           | 20.44          |           | 4.19    |           | 77.22                      |           | 6.34    |           |
| July                   | 76.55                      |           | 23.13              |           | 25.91         |           | 20.12          |           | 4.50    |           | 77.52                      |           | 6.33    |           |
| Aug.                   | 82.08                      | 241.13    | 25.39              | 74.31     | 29.39         | 83.55     | 20.19          | 60.65     | 4.73    | 14.26     | 83.24                      | 244.22    | 6.47    | 19.67     |
| Sep.                   | 82.50                      |           | 25.79              |           | 28.25         |           | 20.34          |           | 5.03    |           | 83.46                      |           | 6.87    |           |
| Oct.                   | 81.81                      |           | 26.22              |           | 27.62         |           | 20.67          |           | 5.35    |           | 82.57                      |           | 7.05    |           |
| Nov.                   | 85.55                      | 252.26    | 27.40              | 81.79     | 30.41         | 87.78     | 20.91          | 61.92     | 5.40    | 16.73     | 86.37                      | 254.40    | 6.82    | 20.92     |
| Dec.                   | 84.90                      |           | 28.17              |           | 29.75         |           | 20.34          |           | 5.98    |           | 85.46                      |           | 7.05    |           |
| 2021 Jan.              | 81.36                      |           | 27.14              |           | 27.64         |           | 19.86          |           | 6.34    |           | 81.23                      |           | 6.88    |           |
| Feb.                   | 84.75                      | ...       | 28.42              | ...       | 28.59         | ...       | 20.34          | ...       | 6.11    | ...       | 83.80                      | ...       | 6.12    | ...       |

Sources of the unadjusted figures: Federal Statistical Office, Bundesbank calculations on the basis of figures provided by the Federal Statistical Office. \* See explanatory notes, section on classifications; as of January 2010 figures include additional estimates for

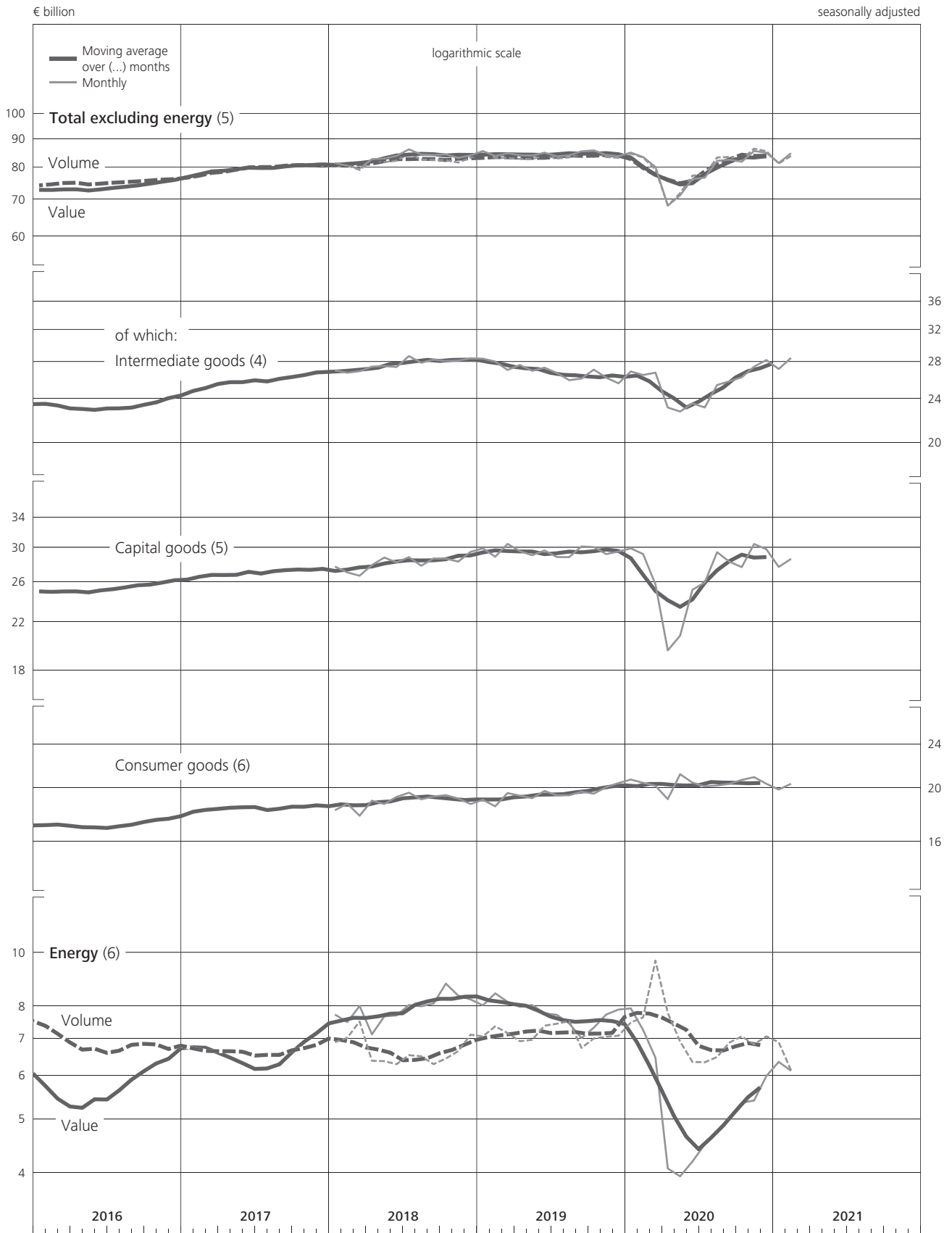
transactions which failed or do not have to be reported. <sup>1</sup> Calculated using price indices on the basis of 2015 = 100. <sup>2</sup> Figures as of January 2020 provisional and partially revised.



V. External sector

3. Imports

b) Imports of industry, by main grouping



## V. External sector

### 3. Imports

#### c) Imports, by selected branches of industry \*

Value, € billion

(R) seasonally adjusted

| Item no                | Chemical and pharmaceutical products |           | Basic metals and fabricated metal products |           | Computers, electronic and optical products and electrical equipment |           | Machinery and equipment |           | Motor vehicles, trailers and semi-trailers |           |
|------------------------|--------------------------------------|-----------|--|-----------|---|-----------|-------------------------|-----------|--|-----------|
|                        | 20 and 21                            |           | 24 and 25                                  |           | 26 and 27   |           | 28                      |           | 29   |           |
|                        | monthly                              | quarterly | monthly                                    | quarterly | monthly   | quarterly | monthly                 | quarterly | monthly                                    | quarterly |
| 2015 Oct.              | 10.33                                |           | 6.43                                       |           | 12.87   |           | 6.20                    |           | 8.26                                       |           |
| Nov.                   | 10.33                                | 31.16     | 6.43                                       | 19.22     | 13.29   | 38.96     | 6.36                    | 18.80     | 8.57                                       | 25.16     |
| Dec.                   | 10.50                                |           | 6.36                                       |           | 12.80   |           | 6.24                    |           | 8.33                                       |           |
| 2016 Jan.              | 10.97                                |           | 6.36                                       |           | 13.17   |           | 6.30                    |           | 8.67                                       |           |
| Feb.                   | 10.48                                | 31.49     | 6.26                                       | 19.00     | 13.46   | 39.79     | 6.37                    | 19.01     | 8.66                                       | 25.72     |
| Mar.                   | 10.04                                |           | 6.38                                       |           | 13.16   |           | 6.34                    |           | 8.39                                       |           |
| Apr.                   | 9.71                                 |           | 6.24                                       |           | 12.78   |           | 6.31                    |           | 8.60                                       |           |
| May                    | 9.83                                 | 29.31     | 6.25                                       | 19.42     | 13.04   | 38.86     | 6.49                    | 19.08     | 8.57                                       | 25.78     |
| June                   | 9.77                                 |           | 6.93                                       |           | 13.04   |           | 6.28                    |           | 8.61                                       |           |
| July                   | 10.02                                |           | 6.44                                       |           | 13.03   |           | 6.24                    |           | 8.64                                       |           |
| Aug.                   | 10.18                                | 30.24     | 6.32                                       | 19.28     | 13.33   | 39.35     | 6.51                    | 19.13     | 9.20                                       | 26.99     |
| Sep.                   | 10.04                                |           | 6.52                                       |           | 12.99   |           | 6.38                    |           | 9.15                                       |           |
| Oct.                   | 10.49                                |           | 6.50                                       |           | 13.94   |           | 6.34                    |           | 8.85                                       |           |
| Nov.                   | 10.65                                | 31.72     | 6.73                                       | 20.27     | 13.48   | 40.90     | 6.51                    | 19.20     | 9.40                                       | 27.08     |
| Dec.                   | 10.58                                |           | 7.04                                       |           | 13.48   |           | 6.35                    |           | 8.83                                       |           |
| 2017 Jan.              | 10.74                                |           | 7.14                                       |           | 13.80   |           | 6.71                    |           | 9.32                                       |           |
| Feb.                   | 10.74                                | 32.93     | 7.04                                       | 21.27     | 14.33   | 42.36     | 6.62                    | 19.99     | 9.83                                       | 28.51     |
| Mar.                   | 11.45                                |           | 7.09                                       |           | 14.23   |           | 6.66                    |           | 9.36                                       |           |
| Apr.                   | 11.48                                |           | 7.29                                       |           | 14.79   |           | 6.91                    |           | 9.85                                       |           |
| May                    | 11.25                                | 33.63     | 7.48                                       | 21.95     | 14.84   | 44.32     | 6.89                    | 20.60     | 9.61                                       | 29.03     |
| June                   | 10.90                                |           | 7.18                                       |           | 14.69   |           | 6.80                    |           | 9.57                                       |           |
| July                   | 10.90                                |           | 7.43                                       |           | 14.99   |           | 6.82                    |           | 9.48                                       |           |
| Aug.                   | 10.90                                | 32.61     | 7.57                                       | 22.43     | 14.70   | 44.21     | 6.95                    | 20.68     | 10.00                                      | 29.06     |
| Sep.                   | 10.81                                |           | 7.43                                       |           | 14.52   |           | 6.91                    |           | 9.58                                       |           |
| Oct.                   | 11.19                                |           | 7.65                                       |           | 14.83   |           | 6.96                    |           | 9.83                                       |           |
| Nov.                   | 11.54                                | 34.78     | 7.64                                       | 23.34     | 14.87   | 44.59     | 7.05                    | 21.06     | 9.88                                       | 29.73     |
| Dec.                   | 12.05                                |           | 8.05                                       |           | 14.89   |           | 7.05                    |           | 10.02                                      |           |
| 2018 Jan.              | 11.77                                |           | 7.56                                       |           | 15.10   |           | 7.13                    |           | 9.96                                       |           |
| Feb.                   | 11.80                                | 34.68     | 7.55                                       | 22.70     | 14.65   | 44.31     | 7.12                    | 21.21     | 9.78                                       | 29.94     |
| Mar.                   | 11.11                                |           | 7.59                                       |           | 14.56   |           | 6.96                    |           | 10.20                                      |           |
| Apr.                   | 11.98                                |           | 7.70                                       |           | 15.01   |           | 7.22                    |           | 9.94                                       |           |
| May                    | 12.02                                | 36.66     | 7.73                                       | 23.31     | 15.27   | 45.54     | 7.31                    | 21.82     | 10.14                                      | 30.42     |
| June                   | 12.66                                |           | 7.88                                       |           | 15.26   |           | 7.29                    |           | 10.34                                      |           |
| July                   | 12.89                                |           | 8.00                                       |           | 15.75   |           | 7.43                    |           | 9.85                                       |           |
| Aug.                   | 12.64                                | 38.65     | 7.94                                       | 24.02     | 15.18   | 46.91     | 7.50                    | 22.79     | 9.73                                       | 29.27     |
| Sep.                   | 13.12                                |           | 8.08                                       |           | 15.98   |           | 7.86                    |           | 9.69                                       |           |
| Oct.                   | 12.09                                |           | 7.98                                       |           | 16.02   |           | 7.55                    |           | 10.12                                      |           |
| Nov.                   | 12.37                                | 37.29     | 7.85                                       | 23.51     | 15.36   | 46.85     | 7.51                    | 22.68     | 10.09                                      | 30.77     |
| Dec.                   | 12.83                                |           | 7.68                                       |           | 15.47   |           | 7.62                    |           | 10.56                                      |           |
| 2019 Jan.              | 12.46                                |           | 7.49                                       |           | 15.64   |           | 7.64                    |           | 10.97                                      |           |
| Feb.                   | 12.40                                | 36.49     | 7.44                                       | 22.45     | 15.40   | 46.76     | 7.54                    | 22.82     | 10.56                                      | 32.27     |
| Mar.                   | 11.63                                |           | 7.52                                       |           | 15.72   |           | 7.64                    |           | 10.74                                      |           |
| Apr.                   | 12.32                                |           | 7.25                                       |           | 15.83   |           | 7.58                    |           | 10.58                                      |           |
| May                    | 12.36                                | 37.33     | 7.32                                       | 21.86     | 15.20   | 46.37     | 7.29                    | 22.32     | 10.66                                      | 32.69     |
| June                   | 12.65                                |           | 7.29                                       |           | 15.34   |           | 7.45                    |           | 11.45                                      |           |
| July                   | 12.34                                |           | 7.23                                       |           | 15.33   |           | 7.41                    |           | 10.20                                      |           |
| Aug.                   | 11.40                                | 35.49     | 7.30                                       | 21.86     | 15.49   | 46.55     | 7.21                    | 21.87     | 10.89                                      | 32.16     |
| Sep.                   | 11.75                                |           | 7.33                                       |           | 15.73   |           | 7.25                    |           | 11.07                                      |           |
| Oct.                   | 12.43                                |           | 7.50                                       |           | 15.51   |           | 7.30                    |           | 10.78                                      |           |
| Nov.                   | 12.28                                | 36.74     | 7.08                                       | 21.87     | 15.44   | 46.41     | 7.19                    | 21.40     | 10.50                                      | 32.03     |
| Dec.                   | 12.03                                |           | 7.29                                       |           | 15.46   |           | 6.91                    |           | 10.75                                      |           |
| 2020 Jan. <sup>1</sup> | 12.52                                |           | 7.56                                       |           | 15.54   |           | 7.50                    |           | 10.95                                      |           |
| Feb.                   | 12.45                                | 37.78     | 7.46                                       | 22.49     | 15.15   | 45.42     | 7.48                    | 21.40     | 10.70                                      | 30.01     |
| Mar.                   | 12.81                                |           | 7.47                                       |           | 14.73   |           | 6.42                    |           | 8.36                                       |           |
| Apr.                   | 12.03                                |           | 6.29                                       |           | 13.46   |           | 5.26                    |           | 3.40                                       |           |
| May                    | 12.16                                | 36.59     | 6.00                                       | 18.31     | 14.12   | 42.64     | 5.64                    | 17.22     | 5.49                                       | 17.67     |
| June                   | 12.40                                |           | 6.02                                       |           | 15.06   |           | 6.32                    |           | 8.78                                       |           |
| July                   | 10.85                                |           | 6.17                                       |           | 15.14   |           | 6.60                    |           | 9.43                                       |           |
| Aug.                   | 11.83                                | 34.78     | 6.95                                       | 20.03     | 15.76   | 46.15     | 6.75                    | 20.16     | 11.61                                      | 31.92     |
| Sep.                   | 12.10                                |           | 6.91                                       |           | 15.25   |           | 6.81                    |           | 10.88                                      |           |
| Oct.                   | 12.27                                |           | 7.29                                       |           | 15.50   |           | 6.80                    |           | 10.86                                      |           |
| Nov.                   | 12.19                                | 37.11     | 7.62                                       | 22.54     | 16.58   | 48.86     | 7.25                    | 21.43     | 11.70                                      | 33.41     |
| Dec.                   | 12.65                                |           | 7.63                                       |           | 16.78   |           | 7.38                    |           | 10.85                                      |           |
| 2021 Jan.              | 11.62                                |           | 7.78                                       |           | 16.48   |           | 6.98                    |           | 10.19                                      |           |
| Feb.                   | 12.12                                | ...       | 8.28                                       | ...       | 16.83   | ...       | 7.24                    | ...       | 10.38                                      | ...       |

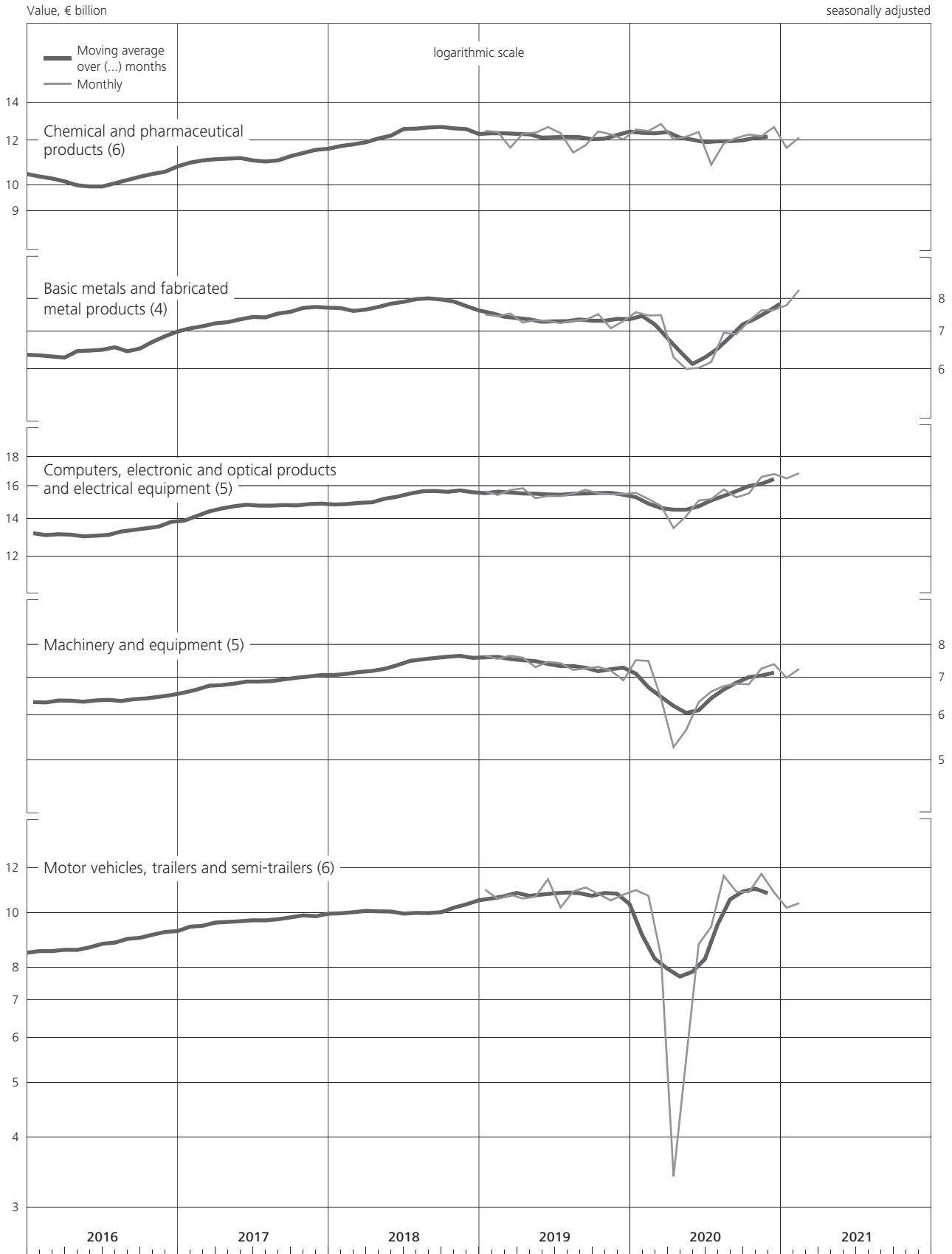
Sources of the unadjusted figures: Federal Statistical Office, Bundesbank calculations on the basis of data provided by the Federal Statistical Office. \* See explanatory notes, section on classifications; as of January 2010 figures include additional estimates for

transactions which failed or do not have to be reported. <sup>1</sup> Figures as of January 2020 provisional and partially revised.

V. External sector

3. Imports

c) Imports, by selected branches of industry



## Explanatory notes

### Seasonal adjustment

The Deutsche Bundesbank's purpose in seasonally adjusting time series is to filter out the usual seasonal fluctuations within the movements of the time series under review. "Usual seasonal fluctuations" are those movements which recur with similar intensity in the same season each year and which, on the basis of past movements of the time series in question, can, under normal circumstances, be expected to recur. Thus, fluctuations due to exceptionally strong or weak seasonal influences (for example, extreme weather conditions or atypical holiday constellations) will continue to be visible in the seasonally adjusted series to the extent that they exceed, or fall short of, the normal seasonal average. In general, other random disruptions and unusual movements that are readily understandable in economic terms (for example, the consequences of economic policy, large-scale orders or strikes) are also not eliminated.

Seasonal adjustment also includes the elimination of working-day variations insofar as influences deriving from differences in the number of working days or the dates of particular days (e.g. public holidays, weekday on the last day of the month in the case of stock series) can be demonstrated and quantified.

For the most part, seasonal adjustment is based on the Census X-13ARIMA-SEATS method, as implemented in the seasonal adjustment software JDemetra+, version 2.2.2. Some time series are seasonally adjusted with the Census X-12-ARIMA method, version 0.2.8, but will be successively migrated to JDemetra+. This is not impairing the analysis of current economic developments. As a rule, the breakdown of time series is based on a multiplicative model. Time series adjusted using the additive approach are marked with an (A).

Discrepancies between the aggregated series and their components are due to the fact that some of the seasonally adjusted aggregates are estimated directly and not derived from seasonally adjusted components. To show the cyclical trend more clearly, the charts give, as a rule, the seasonally adjusted monthly figures as well as moving averages derived from them; the number of values included in the calculation is given in brackets beside the respective curve.

For details of the Census method as well as on seasonal and calendar adjustment please refer to:

Julius Shiskin, Allan Young and John Musgrave, The X-11 Variant of the Census Method II, Seasonal Adjustment Program, Technical Paper No. 15, US Department of Commerce, Bureau of the Census, US Government Printing Office, Washington D.C., 1967.

Deutsche Bundesbank, Seasonal adjustment by the Census Method, Monthly Report, March 1970, pp. 37-41.

Deutsche Bundesbank, Seasonal adjustment as a tool for analysing economic activity, Monthly Report, October 1987, pp. 30-39.

Deutsche Bundesbank, Data, adjusted for seasonal and working-day variations, on the expenditure components of GNP, Monthly Report, April 1991, pp. 35-40.

Deutsche Bundesbank, Results of the national accounts for Germany as a whole, Monthly Report, October 1995, pp. 45-57.

David F. Findley, Brian C. Monsell, William R. Bell, Mark C. Otto and Bor-Chung Chen, New Capabilities and Methods of the X-12-ARIMA Seasonal Adjustment Program, Journal of Business & Economic Statistics, Vol. 16, April 1998, pp. 127-177.

Deutsche Bundesbank, The changeover from the seasonal adjustment method Census X-11 to Census X-12-ARIMA, Monthly Report, September 1999, pp. 39-50.

Robert Kirchner, Auswirkungen des neuen Saisonbereinigungsverfahrens Census X-12-ARIMA auf die aktuelle Wirtschaftsanalyse in Deutschland, Discussion Paper 7/99, Economic Research Group of the Deutsche Bundesbank, December 1999.

Bureau of the Census, X-12-ARIMA Reference Manual, Version 0.2.8., Washington D.C., 17 January 2001.

Deutsche Bundesbank, Calendar effects on economic activity, Monthly Report, December 2012, pp. 51-60.

## ■ Classifications

Directive ECB/2001/13 and the Deutsche Bundesbank's Special Statistical Publication 1 – Banking statistics guidelines and customer classification form the basis for the harmonised balance sheet data from monetary financial institutions (MFIs) in Tables I.

The data in the national accounts (Tables II) are based on the European System of Accounts (ESA 2010).

The classification of further economic indicators (Tables III.1 to III.4 and III.6) is based on the Classification of Economic Activities, 2008 edition (WZ 2008). This is the national implementation and breakdown of the European classification NACE Rev. 2 which contains the aggregated sections down to the disaggregated level for the classes (four-digit codes) (Regulation (EC) No 1893/2006). The main industrial groupings are defined in Regulation (EC) No 656/2007. The item "Industry" has been added and is defined as an aggregate of producers of intermediate, capital and consumer goods. Energy and industry have been merged to form the item "Mining and quarrying, manufacturing and electricity, gas, steam and air conditioning supply" (WZ 2008 sections B, C and D). The production sector also includes the areas "Water supply; sewerage, waste management and remediation activities" as well as "Construction" (WZ 2008 sections E and F). However, section E and item 41.1 in section F are not included in the production index for the production sector. The statistics for industrial new orders include data for the following sections of WZ 2008: 13, 14, 17, 20, 21 and 24 to 30. These economic activities account for just about 75% of industrial sales from 2010. Statistics regarding building permits granted for structural engineering work (Table III.2.h) are regulated by the Act on Construction Statistics (Hochbaustatistikgesetz). The national term "Main construction industry" (Tables III.1.a, III.1.e, III.2.f and III.2.g) includes WZ 2008 items 41.2, 42, 43.1 and 43.9. The results for this area are listed by building type and contracting party.

An overview of the definitions used in the labour market statistics (Table III.5) can be found in the glossary for statistical reporting at the back of the Federal Employment Agency's monthly publication "Amtliche Nachrichten der Bundesagentur für Arbeit". All persons who have reached the age of 15 but have not yet reached the age of 65 and who are without employment or only with short-time employment (less than 15 hours per week) and seeking an employment of at least 15 hours per week subject to compulsory insurance are counted as unemployed. They must be registered as unemployed at an employment

agency or at a basic allowance institution and be available for employment services and not be unfit for work owing to sickness.

The balance of payments statistics are based on the sixth edition of the IMF's Balance of Payments Manual (BPM6) (see Deutsche Bundesbank, Changes in the Methodology and Classifications of the Balance of Payments and the International Investment Position, June 2014, pp. 57-68). Up to December 2008, the categorisation of groups of goods in Tables V.2.b, V.3.b and V.3.c follows the Product Classification for Production Statistics, 2002 edition (Güterverzeichnis für Produktionsstatistiken, GP 2002). Since the changeover in foreign trade statistics, the categorisation of groups of goods has been based on the Product Classification for Production Statistics, 2009 edition (GP 2009). The allocation of groups of goods from GP 2002 to main industrial groupings is carried out pursuant to Regulation (EC) No 586/2001. For GP 2009, this classification is based on Regulation (EC) No 656/2007.

## ■ Data in the national accounts at previous-year prices and contributions to growth

Chain-linked Laspeyres indices (annual overlap) are at the centre of the report on the quarterly data at previous-year prices. This method evaluates the quarterly volume data of any given year at the average prices of the previous year and expresses them in terms of the quarterly average of the nominal values of the previous year. This ratio is then chain-linked with the successively chain-linked annual average ratios. The resulting time series for the volumes may contain statistically-related breaks from the fourth quarter of one year to the first quarter of the following year. The smaller the relative price change from year to year and the less the volume structure in the fourth quarter of the previous year deviates from that of the entire previous year, the smaller such breaks arising from the change of the price basis are. Within a year, however, the volume series do not experience any breaks. In addition, the method ensures that the annual average of the seasonally and calendar-adjusted indices is equal to the average of the only calendar adjusted series and that the annual average of the only seasonally adjusted results is equal to the average of the unadjusted values (except for rounding differences).

Balancing items for which a change in the plus or minus sign is possible (e.g. changes in inventories and net exports) cannot be meaningfully expressed as chain-linked

indices. Even so, in order to ascertain their importance for economic dynamics, mechanical contributions to growth are identified. For example, the mechanical contribution of net exports to growth is the difference between the actual rate of growth of GDP and that which one would obtain if, under otherwise equal conditions, both imports and exports had remained constant vis-à-vis the comparable period. Owing to the statistical break from the fourth quarter of one year to the first quarter of the following year, the sum of the contributions to growth of the components of GDP at previous-year prices for this period is not necessarily equal to the rate of change in real GDP. The additivity of the contributions to growth within one calendar year, however, is assured (except for rounding differences).

## Adjustment for changes in the basis of consolidation and in the reporting sample in the consolidated financial statement statistics

In the biannual consolidated financial statement statistics of non-financial groups of enterprises listed in Germany, not only absolute and percentage revenue and profitability ratios are made available, but also rates of change adjusted for changes in the basis of consolidation and in the reporting sample. The method used is similar to the annual overlap method applied in biannual revenue and

profitability figures are calculated based on the basis of consolidation and on the reporting sample both being kept constant over the entire calendar year and are compared with the respective biannual average of the previous year defined in the same way.

The information on the quantitative impact of changes in the basis of consolidation is taken from the annexes of the consolidated financial statements. This cannot be used as a basis for constructing reliably collected multi-year adjusted time series. Rather, there are overlaps in the data from year to year for any two given bases of consolidation, which are chain-linked to form one statistical time series. Furthermore, financial statements are generally unavailable for the second half of the year and these are therefore estimated by deducting the figures of the first half-year from the annual figures (additivity).

As searching the annexes to find the relevant information about changes in the basis of consolidation is a resource-intensive process, the figures are adjusted only for large groups. See also Deutsche Bundesbank, Statistical adjustment for changes in the basis of consolidation and in the reporting sample in the consolidated financial statement statistics, Monthly Report, July 2014, pp. 56-57.

## ■ Sources of unadjusted figures

The source of the unadjusted figures of the seasonally adjusted time series is the Deutsche Bundesbank, unless stated otherwise in the tables.