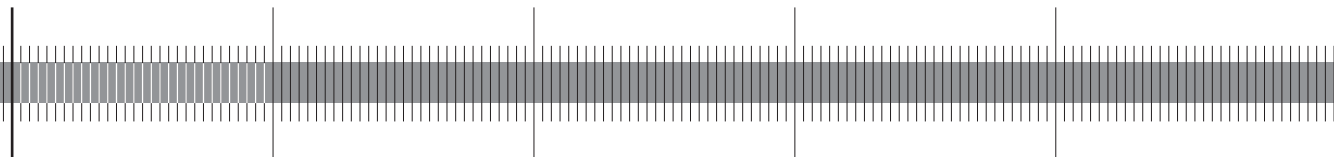


EXCHANGE RATE STATISTICS

MAY
2010



Statistical Supplement
to the Monthly Report 5

Deutsche Bundesbank
Wilhelm-Epstein-Strasse 14
60431 Frankfurt am Main
Germany

Postal address
Postfach 10 06 02
60006 Frankfurt am Main
Germany

Tel +49 69 9566-0
or +49 69 9566 8604

Fax+49 69 9566 8606 or 3077

Telex 41227 within Germany
414431 from abroad

<http://www.bundesbank.de>

Reproduction permitted only if source is stated.

The Statistical Supplement Exchange rate statistics is published each quarter in printed form. The Deutsche Bundesbank also publishes an updated monthly edition on the website.

This Annex provides an English translation of the headings and explanatory notes to the data contained in the German original, which is the sole authoritative text.

The Statistical Supplement Exchange rate statistics is published by the Deutsche Bundesbank, Frankfurt am Main, by virtue of section 18 of the Bundesbank Act. It is available to interested parties free of charge.

Further statistical data, supplementing the Monthly Report, are to be found in the following supplements.

| | |
|--|---------|
| Banking statistics | monthly |
| Capital market statistics | monthly |
| Balance of payments statistics | monthly |
| Seasonally adjusted business statistics | monthly |

Selected updated statistics are also available on the website. For a small fee to cover costs, a file which is updated monthly and contains approximately 40,000 time series published by the Bundesbank can also be obtained on magnetic tape cassette or CD-ROM from the Division for Statistical Information Systems and Mathematical Methods.

Contents

I Exchange rates in the euro area and in Germany

| | |
|---|---|
| 1 Euro reference exchange rates of the European Central Bank and effective exchange rates of the euro | 6 |
| 2 Euro reference exchange rates of major currencies (chart) | 7 |
| 3 Effective exchange rate of the euro (chart) | 7 |
| 4 Euro/US dollar exchange rates during the day | 7 |
| 5 Central rates and intervention rates in Exchange Rate Mechanism II | 8 |
| 6 Irrevocable euro conversion rates in the third stage of European Economic and Monetary Union | 8 |
| 7 ECU values of the European Monetary System | 9 |
| 8 Historical exchange rates on the Frankfurt exchange | 9 |

II Overview of the currencies of the world

| | |
|---|----|
| 1 Currencies and exchange rates in particular countries | 10 |
| 2 Currencies in selected territories and countries in which the currency of another country is legal tender | 11 |

III Values of the special drawing right

**IV Global exchange rate arrangements
 and monetary policy framework** 12

V ISO currency codes 12

**VI Parities, central rates,
 EMUA relationships**

| | |
|---|----|
| 1 Gold and US dollar parities between 1948 and 15 February 1973 | 13 |
| 2 SDR central rates between 18 December 1971 and 31 March 1978 | 14 |
| 3 EMUA relationships between 1 April 1978 and 12 March 1979 | 15 |
| 4 ECU central rates between 13 March 1979 and 31 December 1998 | 15 |

Explanatory notes

| | |
|--|----|
| Exchange rates in the euro area and in Germany | 17 |
| Overview of the currencies of the world | 18 |
| Values of the special drawing right | 19 |
| Global exchange rate arrangements and monetary policy framework | 20 |

**Excerpts from official communications
 and announcements on the euro and
 Exchange Rate Mechanism II** 21

**Explanatory notes on
 individual countries** 28

Abbreviations and symbols

| | |
|-------------|--|
| CU | Currency unit(s) |
| EC | European Communities |
| ECB | European Central Bank |
| ECU | European Currency Unit |
| EER | Effective exchange rate |
| EMS | European Monetary System |
| EMU | European Monetary Union |
| EMUA | European Monetary Unit of Account |
| ERM | Exchange rate mechanism |
| EU | European Union |
| EUA | European Unit of Account |
| IMF | International Monetary Fund |
| ISO | International Organization for Standardization |
| SDR | Special drawing right |
| p | provisional |
| r | revised |
| s | estimated |
| ... | Data available at a later date |
| . | Data unknown, not to be published or not meaningful |
| – | nil |

Significant changes from the previous print version are marked by vertical lines in the margin.

I Exchange rates in the euro area and in Germany

1 Euro reference exchange rates of the European Central Bank * and effective exchange rates of the euro

| EUR 1 = CU ... | | | | | | | | | |
|-----------------------------------|---------------------|-----------------------|----------------------------------|--------------------------------------|---------------------|--|----------------------|---------------------|-------------------------|
| Bulgaria | Denmark | Estonia | Latvia | Lithuania | Poland | Romania | Sweden | Czech Republic | Hungary |
| Bulgarian lev BGN ¹ | Danish krone DKK | Estonian kroon EEK | Latvian lats LVL ¹ | Lithuanian litas LTL ¹ | Polish zloty PLN | Romanian leu (old)/leu (new) ROL/RON ^{1,2} | Swedish krona SEK | Czech koruna CZK | Hungarian forint HUF |

| | | | | | | | | | | |
|-----------------------|--------------------------|------------------------------------|---|--------------------------------------|----------------------------------|---------------------------------------|-------------------------------------|------------|------------------------|--------------------------------------|
| United Kingdom | Australia | Brazil | China | Hong Kong | India | Indonesia | Iceland | Japan | Canada | Korea, Republic of |
| Pound sterling GBP | Australian dollar AUD | Brazilian real BRL ³ | Chinese yuan renminbi CNY ⁴ | Hong Kong dollar HKD ¹ | Indian rupee INR ⁵ | Indonesian rupiah IDR ⁴ | Icelandic krona ISK ¹ | Yen JPY | Canadian dollar CAD | South Korean won KRW ¹ |

Zeit = Period

Durchschnitt im Jahr = Annual average

Stand am Jahresende = End of year

Durchschnitt im Monat = Monthly average

Tageskurs = Daily rates

* See Explanatory notes, pp 17-20; Averages: Bundesbank calculations based on the daily euro reference exchange rates published by the ECB. — 1 Up to September 2000, ECB indicative rates. — 2 Currency conversion effective

from 1 July 2005 ROL 10,000 = RON 1; to calculate the annual average for 2005, the rates set in (old) Romanian lei were converted at a rate of 10,000:1 and included in the calculation. — 3 Up to December 2007, ECB indicative rates. — 4 Up to March 2005, ECB indicative rates. — 5 Up to December 2008, ECB indicative rates. — 6 Average from 19 July to 29 December 2000. — 7 Average from 13 January to 29 December 2000. — 8 As from 4 December 2008 the ECB does not fix a euro reference exchange rate for the Icelandic krona.

| EUR 1 = CU ... | | | | | | | | | | |
|-----------------------------------|---------------------------------------|----------------------------------|---------------------------|------------------------|-------------------------------------|------------------------------------|--------------------|--------------------------------------|--|-------------------------------|
| Croatia | Malaysia | Mexico | New Zealand | Norway | Philippines | Russian Federation | Switzerland | Singapore | South Africa | Thailand |
| Croatian kuna HRK ² | Malaysian ringgit MYR ² | Mexican peso MXN ³ | New Zealand dollar NZD | Norwegian krone NOK | Philippine peso PHP ² | Russian rouble RUB ² | Swiss franc CHF | Singapore dollar SGD ⁴ | South African rand ZAR ⁴ | Thai baht THB ² |

| | | | | | | | Effective exchange rate of the euro ¹ | | | |
|---|------------------|-----------------------------------|-------------------------------------|------------------------------------|----------------------------------|-------------------------------------|--|--------------------------------|---------|--------------------------------|
| | | | | | | | EER-21 | | EER-41 | |
| | | | | | | | Nominal | Real, based on consumer prices | Nominal | Real, based on consumer prices |
| Turkey | United States | Greece | Slovenia | Malta | Cyprus | Slovakia | Q1 1999=100 | | | |
| Turkish lira/ New Turkish lira TRL ⁴ /TRY ⁵ | US dollar USD | Greek drachma GRD ⁶ | Slovenian tolar SIT ⁶ | Maltese lira MTL ^{4,6} | Cyprus pound CYP ⁶ | Slovak koruna SKK ^{4,6} | | | | |

Zeit = Period

Durchschnitt im Jahr = Annual average

Stand am Jahresende = End of year

Durchschnitt im Monat = Monthly average

Tageskurs = Daily rates

* See Explanatory notes, pp 17-20; Averages: Bundesbank calculations based on the daily euro reference exchange rates published by the ECB. — 1 ECB calculations based on the weighted averages of the euro exchange rates, for the EER-21 against the currencies of the following countries: Australia, Bulgaria, Canada, China, Czech Republic, Denmark, Estonia, Hong Kong, Hungary, Japan, Republic of Korea, Latvia, Lithuania, Norway, Poland, Romania, Singapore, Sweden, Switzerland, United Kingdom and United States. In addition, the EER-41 group also includes the following countries:

Algeria, Argentina, Brazil, Chile, Croatia, Iceland, India, Indonesia, Israel, Malaysia, Mexico, Morocco, New Zealand, Philippines, Russian Federation, South Africa, Taiwan, Thailand, Turkey and Venezuela. The weights used in these calculations are based on trade in manufactured goods and capture third-market effects. Where consumer prices were not yet available, estimates have been used. For further details, see ECB press release of 15 December 2009, ECB Monthly Bulletin of January 2010 (Box 5, pp 55-59) as well as ECB Occasional paper No 2 of February 2002, which is available for download at www.ecb.int. — 2 Up to March 2005, ECB indicative rates. — 3 Up to December 2007, ECB indicative rates. — 4 Up to September 2000, ECB indicative rates. — 5 Currency conversion effective from 1 January 2005: 1,000,000 Turkish lira (TRL) = 1 New Turkish lira (TRY), designated as Turkish lira (TRY) since 1 January 2009. — 6 Accession to the euro area, see page 8 (Table I 6). — 7 Average from 13 January to 29 December 2000.

I Exchange rates in the euro area and in Germany

2 Euro reference exchange rates of major currencies (chart)

€ 1 = currency units ..., log scale

US\$ US dollar
¥ Yen
£ Pound sterling
Sfr Swiss franc
Can\$ Canadian dollar

Monthly averages

Daily values

1 Last monthly values: ... — 2 Last daily values: ...

3 Effective exchange rate of the euro (chart)

Q1 1999 = 100, monthly averages, log scale

Effective exchange rate of the euro against the currencies of the...

... EER-21 group

Real, based on consumer prices

Nominal

.. EER-41 group

Nominal

Real, based on consumer prices

Source: ECB.

4 Euro/US dollar exchange rates during the day *

EUR 1 = USD ...

| Time | | | | | | | | | |
|------|------|------|-------|-------|-------|-------|-------|-------|-------|
| 8.30 | 9.00 | 9.30 | 10.00 | 10.30 | 11.00 | 11.30 | 12.00 | 12.30 | 13.00 |

| | | | | | | | Memo items | | |
|-------|-------|-------|-------|-------|-------|-------|-------------------------|---------|----------------|
| 13.30 | 14.00 | 14.30 | 15.00 | 15.30 | 16.00 | 16.30 | Lowest | Highest | ECB |
| | | | | | | | daily rate ¹ | | reference rate |

Zeit = Period

* Buying rates in the interbank market according to information from business news agencies. See Explanatory notes, pp 17-20. — 1 Coordinated Universal Time (UTC).

I Exchange rates in the euro area and in Germany

5 Central rates and intervention rates in Exchange Rate Mechanism II *

| Country Currency ISO currency code | Type of rate | EUR 1 = CU ... | | | | | | |
|--|--|----------------|-------------|--------------|------------|-------------|-------------|-------------|
| | | From | | | | | | |
| | | 1 Jan 1999 | 17 Jan 2000 | 28 June 2004 | 2 May 2005 | 28 Nov 2005 | 19 Mar 2007 | 29 May 2008 |
| Denmark Danish krone DKK | Upper rate Central rate Lower rate | | | | | | | |
| Greece Greek drachma GRD | Upper rate Central rate Lower rate | | | | | | | |
| Estonia Estonian kroon EEK | Upper rate Central rate Lower rate | | | | | | | |
| Lithuania Lithuanian litas LTL | Upper rate Central rate Lower rate | | | | | | | |
| Slovenia Slovenian tolar SIT | Upper rate Central rate Lower rate | | | | | | | |
| Latvia Latvian lats LVL | Upper rate Central rate Lower rate | | | | | | | |
| Malta Maltese lira MTL | Upper rate Central rate Lower rate | | | | | | | |
| Cyprus Cyprus pound CYP | Upper rate Central rate Lower rate | | | | | | | |
| Slovakia Slovak koruna SKK | Upper rate Central rate Lower rate | | | | | | | |

Source: ECB. — * The Danish krone has a fluctuation band of $\pm 2.25\%$ on either side of the central rate, while the other currencies are subject to the standard fluctuation band of $\pm 15\%$. For additional unilateral commitments regarding narrower fluctuation bands, see Excerpts from official announce-

ments, pp 21-27. — 1 Until 31 December 2000; accession to EMU on 1 January 2001. — 2 Until 31 December 2006; accession to EMU on 1 January 2007. — 3 Until 31 December 2007; accession to EMU on 1 January 2008. — 4 Until 31 December 2008; accession to EMU on 1 January 2009.

6 Irrevocable euro conversion rates in the third stage of European Economic and Monetary Union *

| As of | Country | Currency | ISO currency code | EUR 1 = CU ... | |
|----------------|----------------|--------------------|-------------------|----------------|---------|
| 1999 January 1 | Belgium | Belgian franc | BEF | 40.3399 | |
| | Germany | Deutsche Mark | DEM | 1.95583 | |
| | Finland | Finnish markka | FIM | 5.94573 | |
| | France | French franc | FRF | 6.55957 | |
| | Ireland | Irish pound | IEP | 0.787564 | |
| | Italy | Italian lira | ITL | 1,936.27 | |
| | Luxembourg | Luxembourg franc | LUF | 40.3399 | |
| | Netherlands | Dutch guilder | NLG | 2.20371 | |
| | Austria | Austrian schilling | ATS | 13.7603 | |
| | Portugal | Portuguese escudo | PTE | 200.482 | |
| | Spain | Spanish peseta | ESP | 166.386 | |
| | 2001 January 1 | Greece | Greek drachma | GRD | 340.750 |
| | 2007 January 1 | Slovenia | Slovenian tolar | SIT | 239.640 |
| 2008 January 1 | Malta | Maltese lira | MTL | 0.429300 | |
| | Cyprus | Cyprus pound | CYP | 0.585274 | |
| 2009 January 1 | Slovakia | Slovak koruna | SKK | 30.1260 | |

* See Excerpts from official announcements, pp 21-27.

I Exchange rates in the euro area and in Germany 7 ECU values of the European Monetary System (EMS) *

ECU 1 = CU ...

| | | | | | | | | |
|-------------------|---------------|--------------------|---------------|------------------------------|--------------|----------------|--------------|-----------------|
| Deutsche Mark | French franc | Pound sterling | Dutch guilder | Belgian and Luxembourg franc | Italian lira | Spanish peseta | Danish krone | Irish pound |
| Portuguese escudo | Greek drachma | Austrian schilling | Swedish krona | Finnish markka | US dollar | Yen | Swiss franc | Norwegian krone |

Durchschnitt im Jahr = Annual average

Source: European Commission, Brussels. — * The values shown before the

start of the EMS refer to the European unit of account. See Explanatory notes, pp 17-20.

8 Historical exchange rates on the Frankfurt exchange *

Spot middle rates in Deutsche Mark / telegraphic transfer

| | | | | | | | | |
|---------------|----------------|-----------|---------|-------------|-------------|---------|-----------------------------------|---------|
| United States | United Kingdom | Ireland | Canada | Netherlands | Switzerland | Belgium | France | Denmark |
| US\$ 1 | £ 1 | Ir£ 1 | Can\$ 1 | Hfl 100 | Sfr 100 | Bfr 100 | Ffr 100 NF/FF 100 ¹ | Dkr 100 |
| Norway | Sweden | Italy | Austria | Spain | Portugal | Japan | Finland | |
| Nkr 100 | Skr 100 | Lit 1,000 | S 100 | Ptas 100 | Esc 100 | ¥ 100 | Fmk 100 | |

Zeit = Period

Durchschnitt im Jahr = Annual average

Stand am Jahresende = End of year

Abstand des Geld- bzw. Briefkurses vom Mittelkurs in D-Mark = Difference between buying or selling rate and middle rate, in Deutsche Mark

Durchschnitt im Monat = Monthly average

* With the introduction of the euro as the single currency in initially eleven member states of the European Union on 1 January 1999, trading in the currencies which were replaced by the euro was discontinued in the national foreign exchange markets of these countries. — 1 Currency conversion, with effect from 1 January 1960: Ffr 100 = NF 1 or (since 1 January 1963) FF. —

2 Calculated from official daily rates; initial quotation: 4 May 1953: Dutch guilder, Belgian franc, French franc; 11 May 1953: Canadian dollar; 18 May 1953: Danish krone, Swedish krona, Pound sterling; 27 July 1953: Swiss franc; 10 August 1953: US dollar; 14 December 1953: Norwegian krone; 22 August 1955: Italian lira; 2 January 1957: Austrian schilling; 29 December 1958: Portuguese escudo; 18 February 1963: Spanish peseta; 1 December 1969: Yen; 17 July 1972: Finnish markka; 13 March 1979: Irish pound (previously, currency parity: Ir£ 1 = £ 1). — 3 Difference between buying or selling rate and middle rate up to end 1959: DM 0.0010. — 4 Quotation suspended from 7 September 1971 to 5 January 1972. — 5 Quotation suspended from 26 January to 16 February 1990. — 6 Quotation suspended from 30 January to 5 March 1990. — 7 Up to 31 August 1978. — 8 Up to the end of 1993.

II Overview of the currencies of the world

1 Currencies and exchange rates in particular countries *

| Country Capital Country code ^o | Currency ISO currency code | Type of rate ¹ | Unit | Annual average | Rate at end of month | | |
|---|----------------------------------|---|------|------------------------|----------------------|--|-----|
| | | | | 2009 | ... | ... | ... |
| Afghanistan | | Gabon | | Lebanon | | Saudi Arabia | |
| Egypt | | Gambia | | Liberia | | Sweden | |
| Albania | | Georgia | | Libyan Arab Jamahiriya | | Switzerland | |
| Algeria | | Ghana | | Lithuania | | Senegal | |
| Angola | | Gibraltar | | Luxembourg | | Serbia | |
| Antigua and Barbuda | | Grenada | | Macau | | Seychelles | |
| Equatorial Guinea | | Greece | | Madagascar | | Sierra Leone | |
| Argentina | | Guatemala | | Malawi | | Zimbabwe | |
| Armenia | | Guinea | | Malaysia | | Singapore | |
| Aruba | | Guinea-Bissau | | Maldives | | Slovakia | |
| Azerbaijan | | Guyana | | Mali | | Slovenia | |
| Ethiopia | | Haiti | | Malta | | Somalia | |
| Australia | | Honduras | | Morocco | | Spain | |
| Bahamas | | Hong Kong | | Mauritania | | Sri Lanka | |
| Bahrain | | India | | Mauritius | | Saint Helena, Ascension and Tristan da Cunha | |
| Bangladesh | | Indonesia | | Macedonia | | Saint Kitts and Nevis | |
| Barbados | | Iraq | | Mexico | | Saint Lucia | |
| Belarus | | Iran, Islamic Republic of | | Moldova, Republic of | | Saint Vincent and the Grenadines | |
| Belgium | | Ireland | | Mongolia | | South Africa | |
| Belize | | Iceland | | Montenegro | | Sudan | |
| Benin | | Israel | | Mozambique | | Suriname | |
| Bermuda | | Italy | | Myanmar | | Swaziland | |
| Bhutan | | Jamaica | | Namibia | | Syrian Arab Republic | |
| Bolivia, Plurinational State of | | Japan | | Nepal | | Tajikistan | |
| Bosnia and Herzegovina | | Yemen | | New Caledonia | | Tanzania, United Republic of | |
| Botswana | | Jordan | | New Zealand | | Thailand | |
| Brazil | | Cayman Islands | | Nicaragua | | Togo | |
| Brunei Darussalam | | Cambodia | | Netherlands | | Tonga | |
| Bulgaria | | Cameroon | | Netherlands Antilles | | Trinidad and Tobago | |
| Burkina Faso | | Canada | | Niger | | Chad | |
| Burundi | | Cape Verde | | Nigeria | | Czech Republic | |
| Chile | | Kazakhstan | | Norway | | Tunisia | |
| China | | Qatar | | Oman | | Turkey | |
| China (Taiwan) | | Kenya | | Austria | | Turkmenistan | |
| Cook Islands | | Kyrgyzstan | | Pakistan | | Uganda | |
| Costa Rica | | Kiribati | | Panama | | Ukraine | |
| Côte d'Ivoire | | Colombia | | Papua New Guinea | | Hungary | |
| Denmark | | Comoros | | Paraguay | | Uruguay | |
| Germany | | Congo | | Peru | | Uzbekistan | |
| Dominica | | Congo, Democratic Republic of the | | Philippines | | Vanuatu | |
| Dominican Republic | | Korea, Democratic People's Republic of | | Poland | | Venezuela, Bolivarian Republic of | |
| Djibouti | | Korea, Republic of | | Portugal | | United Arab Emirates | |
| El Salvador | | Croatia | | Rwanda | | United States | |
| Eritrea | | Cuba | | Romania | | United Kingdom | |
| Estonia | | Kuwait | | Russian Federation | | Viet Nam | |
| Falkland Islands (Islas Malvinas) | | Lao People's Democratic Republic | | Solomon Islands | | Central African Republic | |
| Fiji | | Lesotho | | Zambia | | Cyprus | |
| Finland | | Latvia | | Samoa | | | |
| France | | | | São Tomé and Príncipe | | | |

Sources: Central bank or a commercial bank of the country concerned. —
* See Explanatory notes, pp 17-20. — o Based on the list of countries for the
balance of payments statistics of the Federal Republic of Germany. — 1 A =
Buying; V = Selling; M = Middle; W = Calculated value.

Freimarktkurs ... = Free market rate ...
Kurse siehe ... = For rates see ...
Offizieller Kurs ... = Official rate ...
Währungsparität zum ... = Parity in relation to ...
Wertverhältnis zum ... = Value against the ...

II Overview of the currencies of the world

2 Currencies in selected territories and countries in which the currency of another country is legal tender

End of ...

| Country or territory (country code) * | Currency of the country or area... | Country or territory (country code) * | Currency of the country or area... |
|--|------------------------------------|---|------------------------------------|
| Alhucemas | Spain | Marshall Islands (824) | United States |
| American Samoa (830) | United States | Martinique (001) | France |
| Andaman Islands | India | Mayotte (377) | France |
| Andorra (043) | France/Spain | Melilla (023) | Spain |
| Anguilla (446) | Antigua and Barbuda | Micronesia, Federated States of (823) | United States |
| Azores (010) | Portugal | Monaco ¹ (001) | France |
| Baker Island (832) | United States | Montserrat (470) | Antigua and Barbuda |
| Balearic Islands | Spain | Mooréa | New Caledonia |
| Bali | Indonesia | Nauru (803) | Australia |
| Bora-Bora | New Caledonia | Newfoundland | Canada |
| Ceuta (021) | Spain | Nicobar Islands | India |
| Chafarinas (Islands) | Spain | Niue (838) | New Zealand |
| Désirade (001) | France | Norfolk Island (836) | Australia |
| Ecuador (500) | United States | Northern Mariana Islands (820) | United States |
| Faroe Islands ¹ (041) | Denmark | Easter Island | Chile |
| (French) Guiana (001) | France | Palau (825) | United States |
| French Polynesia (822) | New Caledonia | Pescadores Islands | China (Taiwan) |
| Galapagos Islands (500) | United States | Pitcairn Islands Group (813) | New Zealand |
| Gozo | Malta | Puerto Rico (400) | United States |
| Greenland (406) | Denmark | Réunion (001) | France |
| Guadeloupe (001) | France | San Marino ¹ (047) | Italy |
| Guam (831) | United States | Zanzibar (352) | Tanzania, United Republic of |
| Guernsey ¹ (107) | United Kingdom | Swan Islands (424) | Honduras |
| Howland Island (832) | United States | Spitzbergen (028) | Norway |
| Isle of Man ¹ (109) | United Kingdom | Saint Bartholomew (001) | France |
| Jarvis Island | United States | Saint Martin (northern part) | France |
| Java | Indonesia | Saint Pierre and Miquelon (408) | France |
| Jersey ¹ (108) | United Kingdom | Sumatra | Indonesia |
| Virgin Islands, American (457) | United States | Tahiti (822) | New Caledonia |
| Virgin Islands, British (468) | United States | Tibet (720) | China |
| Canary Islands (011) | Spain | Timor-Leste ¹ (626) | United States |
| Cocos Islands (833) | Australia | Tokelau (839) | New Zealand/Samoa |
| Kosovo (095) | Euro area | Turks and Caicos Islands ¹ (454) | United States |
| Laccadive Islands | India | Tuvalu ¹ (807) | Australia |
| Les Saintes Islands (001) | France | Vatican City ¹ (045) | Italy |
| Liechtenstein (037) | Switzerland | Wallis and Futuna (811) | New Caledonia |
| Madeira (010) | Portugal | Christmas Island (834) | Australia |
| Marie-Galante (001) | France | | |

Sources: Central banks and The Statesman's Yearbook. — * Country code based on the list of countries for the balance of payments statistics of the Federal Republic of Germany. — ¹ Local currency is also in use.

III Values of the special drawing right *

SDR 1¹ = CU ...

| | | | | | | | | |
|-----------|------|----------------|-----|-----------------|-------------|---------------|--------------|-----------------|
| US dollar | Euro | Pound sterling | Yen | Canadian dollar | Swiss franc | Swedish krona | Danish krone | Norwegian krone |
|-----------|------|----------------|-----|-----------------|-------------|---------------|--------------|-----------------|

Zeit = Period
Stand am Jahresende = End of year
Stand am Monatsende = End of month

Tageswert = Daily value
Source: IMF, Washington. — * See Explanatory notes, pp 17-20. —
1 ISO currency code: XDR.

IV Global exchange rate arrangements and monetary policy framework

As of ...

| | | | | | | | |
|---------------------------|---------------------------|------|-----------|-------|---------------------------|-------------------------------|--------------------|
| Exchange rate arrangement | Monetary policy framework | | | | | | |
| | Exchange rate anchor | | | | Monetary aggregate target | Inflation-targeting framework | Other ¹ |
| | US dollar | Euro | Composite | Other | | | |

Wechselkursregime ohne eigenes gesetzliches Zahlungsmittel = Exchange rate arrangement with no separate legal tender
Regelung in Form eines „Currency Board“ = Currency board arrangement
Sonstige konventionelle Regelungen mit festen Wechselkursen = Other conventional pegged arrangement
Wechselkursband mit festem Leitkurs = Pegged exchange rate within horizontal bands
Gleitender Leitkurs ohne Wechselkursband = Crawling peg
Wechselkursband mit gleitendem Leitkurs = Crawling band
Kontrolliertes Floating ohne einen vorgegebenen Wechselkurspfad = Managed floating with no predetermined path for the exchange rate
Unabhängiges Floating = Independently floating

Source: Annual Report on Exchange Arrangements and Exchange Restrictions 2008, IMF, Washington. — * See Explanatory notes, pp 17 – 20. — 1 Includes countries that have no explicitly stated nominal anchor, but rather monitor various indicators in conducting monetary policy. — 2 The member participates in the Eastern Caribbean Currency Union. — 3 The member participates in ERM II. — 4 The member participates in the West African Economic and Monetary Union. — 5 The member participates in the Central African Economic and Monetary Community. — 6 The central bank has taken preliminary steps toward inflation targeting and is preparing the transition to full-fledged inflation targeting. — 7 The member participates in the European Economic and Monetary Union. — 8 As of end-December 1989.

V ISO currency codes *

End of ...

| | | |
|----------|----------|----------------------|
| ISO code | Currency | Country or territory |
|----------|----------|----------------------|

* Extracted and compiled from ISO communications. — 1 See Explanatory notes on individual countries, pp 28-30.

VI Parities, central rates, EMUA relationships

1 Gold and US dollar parities between 1948 and 15 February 1973

| Country Currency | Parity in relation to ¹ | | | | | | Calculated DM parity ² | |
|---------------------|------------------------------------|----------------------------------|---|----------------|-----------------|---|-----------------------------------|-----------------|
| | Gold | | | US dollar | | | | |
| | Effective from | CU 1 = grams of fine gold ... | Revaluation (+)/ devaluation (-) in % | Effective from | US\$ 1 = CU ... | Revaluation (+)/ devaluation (-) in % | Effective from | CU 100 = DM ... |
| Belgium | | France | | Netherlands | | Sweden | | |
| Denmark | | Italy | | Norway | | Switzerland | | |
| Germany | | Japan | | Austria | | United States | | |
| Finland | | Canada | | Portugal | | United Kingdom | | |

Währungsumstellung = Currency conversion
Nur gültig bis ... = Effective only up to ...

Footnotes to Table VI 1

- 1 Gold parity agreed with the International Monetary Fund or fixed autonomously, US\$ parity (or central rate) or official US\$ rate. The parities agreed with the IMF ceased to apply with the entry into force of the Second Amendment of the IMF Articles of Agreement on 1 April 1978.
- 2 The DM parities were calculated on the basis of the US\$ relationships (DM currency since 21 June 1948).
- 3 Multiple exchange rate system (Belgium since 1951, France from 21 August 1971 to 20 March 1974, Italy from 22 January 1973 to 21 March 1974).
- 4 Owing to the revaluation of the Deutsche Mark.
- 5 Central rate; in Switzerland: middle rate. See also the footnotes to Table VI 2.
- 6 DM comparative value, calculated on the basis of the US\$ relationship in conjunction with the central rate US\$ 1 = DM 3.2225 (until 13 February 1973) or US\$ 1 = DM 2.9003 (from 14 February to 18 March 1973).
- 7 Reciprocal value of the conversion rate of DM 1 = US\$ 0.30 fixed according to the JEA Operational Memorandum No 25, Amendment No 1.
- 8 With effect from 1 January 1963: Fmk 100 (old) = Fmk 1 (new).
- 9 Valid until 25 January 1948.
- 10 Under the system of rates used in France, the pro rata conversion of the US dollar on the basis of the official and the free rate yielded DM equivalents which fluctuated on average between DM 1.23 and DM 1.27 for Ffr 100.
- 11 Between 2 February 1948 and 19 September 1949 a multiple exchange rate system.
- 12 Against the official rate of 26 January 1948.
- 13 Official US\$ major rate plus 20% premium (Ffr 350 + Ffr 70 = Ffr 420); from June 1958 the premium was included in the rate.
- 14 Against the gold parity of 18 December 1946.
- 15 With effect from 1 January 1960: Ffr 100 = NF 1.
- 16 Average of the official, fluctuating US\$ rate (calculated on the basis of the monthly averages of the period in question). Between 1946 and 29 March 1960 a multiple exchange rate system.
- 17 No percentage calculation because there was no uniform official US\$ rate before 30 March 1960.
- 18 Owing to the depreciation of the Deutsche Mark.
- 19 For 1 currency unit.
- 20 Between 30 September 1950 (after the abandonment of the parity agreed with the IMF) and 1 May 1962, floating US\$ rate.
- 21 Against the parity of 19 September 1949.
- 22 Between 25 November 1949 and 2 May 1953 a multiple exchange rate system.
- 23 Foreign exchange rates (= middle rates of the Bank deutscher Länder) between 21 December 1949 and 23 June 1950: S 100 = DM 29.17; between 26 May 1954 and 31 December 1956: S 100 = DM 16.155.
- 24 Against the official rate of 26 October 1946.

25 According to the decision of the Swiss Federal Council of 27 September 1936, the Swiss National Bank was obliged to keep the gold value of the Swiss franc between 190 and 215 milligrams of fine gold. In the Swiss National Bank's statistics the gold parity was shown at Sfr 1 = 0.2032258 g fine gold.

26 According to publications of the Swiss National Bank.

27 In German-Swiss payment transactions, the following bilateral exchange rates were applied: US\$ 1 = Sfr 4.31 (until 30 November 1948); US\$ 1 = Sfr 4.305 (between 1 December 1948 and 18 September 1949); US\$ 1 = Sfr 4.30 (between 19 September and 12 October 1949).

28 According to the Federal Coinage Act of 17 December 1952 (which came into force on 20 April 1953) the franc corresponded to 63/310 (0.20322 ...) grams of fine gold.

29 In accordance with the decision of the Federal Council of 9 May 1971 the gold parity of the Sfr was changed to "47/216 (0.21759 ...) grams of fine gold ...".

30 The parity value was agreed with the IMF with effect from 8 May 1972.

31 The parity value was agreed with the IMF with effect from 18 October 1973.

* Floating of the exchange rate (or temporary suspension of the buying rate) of the central bank concerned:

Bfr between 23 August and 17 December 1971;

Dkr between 23 August and 17 December 1971 (buying rate suspended);

DM between 30 September and 24 October 1969 and from 10 May to 17 December 1971;

Lit between 23 August and 17 December 1971 and since 14 February 1973;

¥ between 28 August and 17 December 1971 and since 14 February 1973;

Can\$ since 1 June 1970;

Hfi between 10 May and 17 December 1971;

Nkr between 23 August and 17 December 1971 (buying rate suspended);

S between 24 August and 17 December 1971 (buying rate suspended);

Esc between 23 August and 17 December 1971 (buying rate suspended);

Skr between 23 August and 17 December 1971 (buying rate suspended);

Sfr since 23 January 1973 (between 11 September and 17 December 1971 buying rate suspended);

£ since 23 June 1972 (between 23 August and 17 December 1971 buying rate suspended).

o Since 15 August 1971 convertibility of the US dollar into gold or other reserve assets suspended.

v The change was made on account of the decision of the government of the United States to devalue the US dollar by 10%.

VI Parities, central rates, EMUA relationships

2 SDR central rates between 18 December 1971 and 31 March 1978

| Country Currency | SDR parity or central rate | | | | Calculated DM comparative value ¹ | |
|--|----------------------------|---|---|--|---|-----------------|
| | Effective from | SDR 1 = CU ... | CU 1 = SDR ... | Revaluation (+)/ devaluation (-) in % | Effective from | CU 100 = DM ... |
| Belgium Denmark Germany Finland France | | | | | | |
| | | Italy Japan Canada Netherlands | | | | |
| | | | Norway Austria Portugal Sweden | | | |
| | | | | | Switzerland Spain United States United Kingdom | |

Freigabe des Wechselkurses gegenüber den Währungen derjenigen Länder, die nicht am Gruppenfloating teilnehmen = Floating of the exchange rate against the currencies of the countries not participating in the joint float.

Footnotes to Table VI 2

Special drawing rights, which were created as an international reserve asset in 1969, were equal in value to the US dollar (US\$ 1 = 0.888671 grams of fine gold) up to the Monetary Conference in Washington on 18 December 1971 as, in accordance with Article XXI (2) of the Articles of Agreement of the International Monetary Fund in the wording of 1969 (first amendment of the Articles of Agreement), the unit of value of special drawing rights corresponded to 0.888671 gram of fine gold. The introduction of central rates, which took place in accordance with the Washington Agreements (Smithsonian Agreement of 18 December 1971) on the basis of decision No 3463-(71/126) of 18 December 1971 by the IMF directors, which was amended by decision No 4083-(73/104) of 7 November 1973, made it possible for IMF member countries temporarily to fix new exchange rate relationships for their currencies. According to paragraph 2(b) of that decision, a central rate for a member currency could be reported in gold, in units of value of special drawing rights or in the currency of another member of the IMF. After the IMF parities had ceased to exist on 1 April 1978, the central rates reported to the IMF under the terms of the decision of 18 December 1971 were likewise of no practical significance, since with the deletion of Article IV 4(a) of the IMF Articles of Agreement in the former wording, they ceased to have any legal basis.

¹ Calculated on the basis of the relationship SDR 1 = CU ...

² The following countries participated in the joint float: as from 19 March 1973 Belgium/Luxembourg, Denmark, Germany, France (until 18 January 1974 and between 10 July 1975 and 12 March 1976), the Netherlands, Norway (until 11 December 1978) and Sweden (until 26 August 1977). From 19 March 1973 the spot middle rates of those countries were kept within a fluctuation band of 2.25% (except Belgium/Luxembourg and the Netherlands, which had agreed on fluctuation margins of approx. 1.5% until 12 March 1976).

³ Because of the appreciation of the Deutsche Mark.

⁴ From 14 February 1973 (owing to the change in the central rate of the Deutsche Mark against the US dollar) the computed values are SDR 1 = DM 3.49877 and DM 1 = SDR 0.285814.

⁵ Central rate notified to the IMF by the Federal Government.

⁶ Effective until 18 March 1973; thereafter, the exchange rate of the Deutsche Mark floated against the currencies of those countries which did not participate in the joint float.

⁷ From 15 March 1976 France no longer participated in the joint float, as had already been the case between 21 January 1974 and 9 July 1975.

⁸ Computed relationship (not notified to the IMF as the central rate).

⁹ Sweden no longer participated in the joint float from 29 August 1977.

¹⁰ Switzerland was not a member of the IMF; the SDR relationship was computed on the basis of the middle rate of US\$ 1 = Sfr 3.84 published by the Swiss National Bank.

¹¹ The parity value was agreed with the IMF with effect from 8 May 1972.

¹² Central rate for US\$ 1 notified to the IMF by the Federal Government.

¹³ The parity value was agreed with the IMF with effect from 18 October 1973.

• Calculated in terms of the computed SDR parity before the Washington Agreements of December 1971.

VI Parities, central rates, EMUA relationships

3 EMUA relationships between 1 April 1978 and 12 March 1979 *

| Country Currency | EMUA relationship ¹ | | | | Calculated DM comparative value ² | |
|---------------------|--------------------------------|-----------------|-----------------|--|--|-----------------|
| | Effective from | EMUA 1 = CU ... | CU 1 = EMUA ... | Revaluation (+)/ devaluation (-) in % | Effective from | CU 100 = DM ... |
| Belgium | Netherlands | | | | | |
| Denmark | Norway | | | | | |
| Germany | | | | | | |

Austritt aus dem Europäischen Wechselkursverbund = Withdrawal from the European narrower margins arrangement

accounts in EMUA. — **1** Up to 31 March 1978 the EMUA relationships were identical in value to the SDR central rates applying until then (see also Table VI 2). — **2** Computed on the basis of the relationships for EMUA 1. — **3** Because of the revaluation of the Deutsche Mark. — **4** Central rate announced by the Federal Government.

* The EMUA was the common reference variable in the European exchange rate mechanism. The European Monetary Cooperation Fund (EMCF) kept its

4 ECU central rates between 13 March 1979 and 31 December 1998 *

| Country Currency | ECU central rate | | | | Calculated DM central rate | | |
|---------------------|------------------|----------------|----------------|---|----------------------------|-----------------|---|
| | Effective from | ECU 1 = CU ... | CU 1 = ECU ... | Revaluation (+)/ devaluation (-) in % | Effective from | CU 100 = DM ... | Revaluation (+)/ devaluation (-) of the DM in % |
| Belgium | | | | | | | |
| Denmark | | | | | | | |
| Germany | | | | | | | |
| Finland | | | | | | | |
| | | France | | | Netherlands | | |
| | | Greece | | | Austria | | <i>Memo item</i> |
| | | Ireland | | | Portugal | | United |
| | | Italy | | | Spain | | Kingdom |

* In line with the resolution of the European Council of 5 December 1978 on the establishment of the European Monetary System, a European Currency Unit was the focal point of the EMS (for the value and composition of the ECU, see the Explanatory notes on pp 17-20). In the EMS, the unit was used as a reference variable for central rates, an indicator of exchange rate discrepancies, a denominator of assets and liabilities in the EMS, and a means of settlement between the EU central banks. — **1** And Luxembourg (currency: Luxembourg franc/lfr), which formed a monetary union with Belgium. — **2** For the euro central rate in ERM II, see Excerpts from official announcements (pp 21-27). — **3** Central rate published in the Federal Gazette. — **4** Finland participated in the exchange rate mechanism of the EMS from 14 October 1996. — **5** The Greek drachma was added to the currency basket on 17 September 1984. Greece participated in the exchange rate mechanism of the EMS from 16 March 1998; up to that date, fictitious

central rates were applied. — **6** For 1 CU. — **7** Italy did not participate in the exchange rate mechanism of the EMS between 17 September 1992 and 24 November 1996; during that period fictitious central rates were applied. — **8** For 1,000 CU. — **9** Austria participated in the exchange rate mechanism of the EMS from 9 January 1995. — **10** The Portuguese escudo was added to the currency basket on 21 September 1989. Portugal participated in the exchange rate mechanism of the EMS from 6 April 1992; up to that date, fictitious central rates had been applied. — **11** Spain participated in the exchange rate mechanism of the EMS since 19 June 1989; the Spanish peseta had not been added to the currency basket until 21 September 1989. — **12** The United Kingdom participated in the exchange rate mechanism of the EMS from 8 October 1990 to 16 September 1992; the central rates specified before and after that period are of a fictitious nature.

Explanatory notes

Exchange rates in the euro area and in Germany

Euro reference rates of the European Central Bank and effective exchange rates of the euro

On 1 January 1999 eleven member states of the European Union adopted the euro as their single currency (see Excerpts from official announcements, pp 21-27). On 1 January 2001, Greece joined the European Monetary Union, followed by Slovenia on 1 January 2007, Cyprus and Malta on 1 January 2008 and Slovakia on 1 January 2009 (for details see table I 6, p 8).

Since the introduction of the euro, there has been no autonomous foreign exchange market for the currencies replaced by the euro; the euro alone is quoted against non-euro-area currencies such as the US dollar, the Yen etc.

Since 4 January 1999 the ECB has published, each working day, reference rates for selected currencies. The euro reference rates are calculated on the basis of the daily concertation between central banks which takes place at 2.15 pm. Only one reference rate, ie the middle rate, is established by this procedure.

Euro/US dollar exchange rates during the day

The rates shown in the table are the buying rates predominating in the interbank market between 8.30 am and 4.30 pm; they have been compiled by the Deutsche Bundesbank from information disseminated by business news agencies. They are intended to provide a rough picture of the movement of the rates in the course of the day. It is not known whether deals were conducted at the quoted rates or, if they were, to what extent this occurred. In ascertaining the highest and lowest daily rates, account is taken of both the half-hourly recorded buying rates and all the data on rates communicated by the reporting banks.

The rates in the interbank market shown in this table are not to be confused with the euro reference exchange rate of the ECB for the day in question, which is listed as a memo item (see also Table I 1).

ECU values of the European Monetary System (EMS)

The ECU was the currency unit of the European Monetary System, which entered into force on 13 March 1979. It was used as a unit of account in all areas of the Community from 1981 and succeeded the European Unit of Account (introduced in 1975), with which it was identical in definition and value at the time of transition. At the start of the third stage of European Economic and Monetary Union on 1 January 1999, the euro replaced the ECU as the accounting unit of the European Communities in the ratio of 1:1.

According to the arrangements relating to the EMS, the intention was for the weights of the currencies to be reviewed every five years and revised if necessary. With the first revision (17 September 1984) the Greek drachma was included in the basket; since the admission of the Spanish peseta and the Portuguese escudo with effect from 21 September 1989 (second revision), the currencies of all EC member states at that time were included in the basket. The periodic review of the weights of the currencies in the ECU definition was discontinued upon the entry into force of the Treaty on European Union on 1 November 1993; the composition of the ECU currency basket was not subject to further change. The currencies of the three countries which acceded to the European Union on 1 January 1995 (Austrian schilling, Swedish krona, Finnish markka) were therefore not included in the ECU basket.

The arithmetical value of the ECU in terms of a given currency was the total of the equivalents of the amounts in that currency indicated in the table below.

The European Commission based its arithmetical calculation of the ECU daily rates on the representative US dollar rates at 2.15 pm. These rates were communicated to it by the central banks of the countries represented in the ECU basket of currencies. On the basis of these rates, the equivalent of the ECU was computed first in US dollars and then in all EU currencies.

These arithmetical daily rates of the ECU, expressed in terms of Community currencies (and some other currencies), were published regularly – to six significant figures – in the Official Journal of the European Communities (C series).

| Composition of the ECU basket | | | |
|-------------------------------|---------------------------|---------------------------|---------------------------|
| | As from 13 Mar 1979 | As from 17 Sep 1984 | As from 21 Sep 1989 |
| Deutsche Mark | 0.828 | 0.719 | 0.6242 |
| Pound sterling | 0.0885 | 0.0878 | 0.08784 |
| French franc | 1.15 | 1.31 | 1.332 |
| Italian lira | 109.00 | 140.00 | 151.8 |
| Dutch guilder | 0.286 | 0.256 | 0.2198 |
| Belgian franc | 3.66 | 3.71 | 3.301 |
| Luxembourg franc | 0.14 | 0.14 | 0.130 |
| Danish krone | 0.217 | 0.219 | 0.1976 |
| Irish pound | 0.00759 | 0.00871 | 0.008552 |
| Greek drachma | – | 1.15 | 1.440 |
| Spanish peseta | – | – | 6.885 |
| Portuguese escudo | – | – | 1.393 |

The ECU rates regularly quoted in the market for private ECU financial instruments could differ from these arithmetical rates because they reflected current supply and demand.

Overview of the currencies of the world

Currencies and exchange rates in particular countries

The rates listed in this table are in all cases the latest end-of-month rates known to us in a given month; in general they have been taken from reliable sources in the country in question. However, we do not know whether transactions were actually executed at those rates in all cases.

In the case of multiple exchange rate systems, the types of rates are explained in footnotes. If no rates for the euro are available from a country, we have calculated comparative values at the exchange rates and relationships shown and marked them "W" in the column "type of rate".

The previous year average specified in this table was essentially calculated from all the rates or comparable figures available to us.

In addition to the generally accepted currency designation and its abbreviation, the three-character alphabetical ISO currency code (see also Table V) was developed by the International Organization for Standardization as ISO Standard 4217. This currency code is designed to enable uniformly abbreviated designations for currency-related values to be used in international financial transactions. This applies, *inter alia*, to all external payments under the SWIFT system (Society for Worldwide Interbank Financial Telecommunication). These abbreviations do not replace the official national short designations of the currencies.

Values of the special drawing right

Since 1 April 1978 the value of the special drawing right, which was previously also defined in terms of gold, has been defined only as the sum of the values of fixed amounts of a number of currencies. Since 1 July 1974 the International Monetary Fund has been using this "standard basket" technique to determine the equivalent of an SDR unit in national currency.

Until the end of December 1980, the SDR basket comprised sixteen currencies. With effect from 1 January 1981, the number of currencies included in the basket was reduced from sixteen to five. With the introduction of the euro on 1 January 1999 this number was further reduced to four.

The composition of the currency basket as well as the weight and amount of the currency units in the basket are reviewed every five years. As a result of the latest review, conducted in 2005, since 1 January 2006 the SDR basket has contained the fixed currency amounts shown in column (a). They were fixed on 30 December 2005, on the basis of the average exchange rates in the London spot exchange market in the fourth quarter of 2005, in such a way that they corresponded to the initial percentage weights listed in column (b) and generated the same SDR value on 30 December 2005 as did the basket until the end of 2005.

| | (a) | (b) |
|----------------|--------|-----|
| US dollar | 0.632 | 44 |
| Euro | 0.410 | 34 |
| Yen | 18.4 | 11 |
| Pound sterling | 0.0903 | 11 |

With the introduction of the euro as the single currency for initially eleven member states of the European Union, an adjustment of the selection criteria for the currencies of the SDR valuation basket was required. Hence the former criterion, whereby the currencies of the member states with the highest exports of goods and services were chosen, was extended in such a manner that it now also includes exports by monetary unions incorporating IMF members. In the case of a monetary union, exports of goods and services do not cover cross-border trade between the members of the monetary union.

Moreover, a second selection criterion was introduced so as to ensure that the currencies included in the basket are actually the commonest currencies used in international transactions. To that end, the IMF must state that a currency included in the basket is "freely usable". A currency is deemed to be freely usable if, in the estimation of the Executive Board of the IMF, it is widely used in payments for international transactions and is heavily traded in the major foreign exchange markets.

The weights of the various SDR basket currencies continue to depend on the value of exports of goods and services, and the value of the reserve balances held in those currencies by other member states of the IMF in the five years preceding the year of review.

The above-mentioned currency components are converted into US dollars on the basis of the market rates on every business day. In principle, the middle rates between the buying and selling rates fixed at noon in the London spot exchange market are used as market rates. The sum of the US dollar equivalents of the currency components yields the rate for the SDR in terms of the US dollar. Exchange rates for the SDR in terms of all other currencies are ascertained, using the rate for the SDR in terms of the US dollar, from the representative market exchange rates of these

currencies for the US dollar. For the euro it is the reference rate of the European Central Bank.

The SDR is used by the IMF as a unit of account for its transactions and for all conversions into national currencies. In addition, the SDR is used by public and private bodies in Germany and abroad, inter alia as the "successor" to those units of account which had hitherto been defined in terms of gold (eg gold francs).

Global exchange rate arrangements and monetary policy framework

The table dated end of April 2008 was taken from the IMF's Annual Report on Exchange Arrangements and Exchange Restrictions, 2008 and is intended to give an overview of exchange rate arrangements and their monetary policy frameworks throughout the world. For more detailed information, please refer to the abovementioned report, which can be purchased from the IMF (<http://www.imfbookstore.org>).

The classification system is based on the members' actual, de facto regimes, which may differ from their officially announced, de jure arrangements. The system ranks exchange rate arrangements on the basis of their degree of flexibility and the existence of formal or informal commitments to an exchange rate path. It distinguishes among the more rigid forms of pegged regimes (such as currency board arrangements), other conventional pegged regimes against a single currency or a basket of currencies, exchange rate bands around a fixed peg, crawling peg arrangements, and exchange rate bands around crawling pegs, in order to help assess the implications of the choice of exchange rate regime for the degree of independence of monetary policy. It also includes a category to distinguish the exchange arrangements of countries that have no separate legal tender. The system presents members' exchange rate regimes against alternative monetary policy frameworks in order to highlight the role of the exchange rate in

broad economic policy and to illustrate that different exchange rate regimes can be consistent with similar monetary frameworks. The monetary policy frameworks listed are as follows:

Exchange rate anchor

The monetary authority stands ready to buy or sell foreign exchange at given quoted rates to maintain the exchange rate at its predetermined level or within a range (the exchange rate serves as the nominal anchor or intermediate target of monetary policy). These regimes cover exchange rate regimes with no separate legal tender, currency board arrangements, fixed pegs with or without bands, and crawling pegs with or without bands.

Monetary aggregate target

The monetary authority uses its instruments to achieve a target growth rate for a monetary aggregate, such as reserve money, M1, or M2, and the targeted aggregate becomes the nominal anchor or intermediate target of monetary policy.

Inflation-targeting framework

This involves the public announcement of medium-term numerical targets for inflation, with an institutional commitment by the monetary authority to achieve these targets. Additional key features include increased communication with the public and the markets about the plans and objectives of monetary policymakers and increased accountability of the central bank for its inflation objectives. Monetary policy decisions are guided by the deviation of forecasts of future inflation from the announced inflation target, with the inflation forecast acting (implicitly or explicitly) as the intermediate target of monetary policy.

Other

The country has no explicitly stated nominal anchor, but rather monitors various indicators in conducting monetary policy. This is also used when no relevant information on the country is available.

Excerpts from official communications and announcements on the euro and Exchange Rate Mechanism II

Council Regulation (EC) No 2866/98 of 31 December 1998 on the conversion rates between the euro and the currencies of the Member States adopting the euro (published in the Official Journal of the European Communities L 359 of 31 December 1998)

The Council of the European Union,

Having regard to the Treaty establishing the European Community ¹, and in particular Article 109(4), first sentence thereof,

Having regard to the proposal from the Commission,

Having regard to the opinion of the European Central Bank,

(1) Whereas according to Article 109(4) of the Treaty, the third stage of Economic and Monetary Union shall start on 1 January 1999; whereas the Council, meeting in the composition of Heads of State or Government, has confirmed on 3 May 1998 that Belgium, Germany, Spain, France, Ireland, Italy, Luxembourg, the Netherlands, Austria, Portugal and Finland fulfil the necessary conditions for the adoption of a single currency on 1 January 1999;

(2) Whereas according to Council Regulation (EC) No 974/98 of 3 May 1998 on the introduction of the euro, the euro shall be the currency of the Member States which adopt the single currency as from 1 January 1999; whereas the introduction of the euro requires the adoption of the conversion rates at which the euro will be substituted for the national currencies and at which rates the euro will be divided into national currency units; whereas the conversion rates in Article 1 are the conversion rates referred to in the third indent of Article 1 of Regulation (EC) No 974/98;

(3) Whereas according to Council Regulation (EC) No 1103/97 of 17 June 1997 on certain provisions relating to the introduction of the euro, every reference to the ECU in a legal instrument shall be replaced by a reference to the euro at a rate of one euro to one ECU;

¹ Editorial note: Maastricht Treaty in the wording of 7 February 1992.

whereas Article 109l(4), second sentence, of the Treaty, provides that the adoption of the conversion rates shall by itself not modify the external value of the ECU; whereas this is ensured by adopting as the conversion rates, the exchange rates against the ECU of the currencies of the Member States adopting the euro, as calculated by the Commission on 31 December 1998 according to the established procedure for the calculation of the daily official ECU rates;

(4) Whereas the Ministers of the Member States adopting the euro as their single currency, the Governors of the Central Banks of these Member States, the Commission and the European Monetary Institute/the European Central Bank, have issued two Communiqués on the determination and on the adoption of the irrevocable conversion rates for the euro dated 3 May 1998 and 26 September 1998, respectively;

(5) Whereas Regulation (EC) No 1103/97 stipulates that the conversion rates shall be adopted as one euro expressed in terms of each of the national currencies of the Member States adopting the euro; whereas in order to ensure a high degree of accuracy, these rates will be adopted with six significant figures and no inverse rates nor bilateral rates between the currencies of the Member States adopting the euro will be defined,

has adopted this Regulation:

Article 1

The irrevocably fixed conversion rates between the euro and the currencies of the Member States adopting the euro are:

| | | | |
|--------|---|----------|---------------------|
| 1 euro | = | 40.3399 | Belgian francs |
| | = | 1.95583 | German marks |
| | = | 166.386 | Spanish pesetas |
| | = | 6.55957 | French francs |
| | = | 0.787564 | Irish pounds |
| | = | 1,936.27 | Italian lire |
| | = | 40.3399 | Luxembourg francs |
| | = | 2.20371 | Dutch guilders |
| | = | 13.7603 | Austrian schillings |
| | = | 200.482 | Portuguese escudos |
| | = | 5.94573 | Finnish marks. |

Article 2

This Regulation shall enter into force on 1 January 1999.

This Regulation shall be binding in its entirety and directly applicable in all Member States.

**Communiqué of the European Union
of 31 December 1998**

The ministers of the euro-area Member States of the European Community, the European Central Bank and the ministers and the central bank governors of Denmark and Greece have decided, following a common procedure involving the European Commission and after consultation of the Monetary Committee, to fix the central rates of the participant currencies in the Exchange Rate Mechanism which comes into operation on 1 January 1999.

The euro central rates of the Danish krone and Greek drachma are as follows (units of national currency per euro):

| | |
|---------------|---------|
| Danish krone | 7.46038 |
| Greek drachma | 353.109 |

A fluctuation band of plus or minus 2.25% will be observed around the central rate for the Danish krone. The standard fluctuation band of plus or minus 15% will be observed around the central rate for the Greek drachma. The compulsory intervention points in the exchange rate mechanism will be communicated by the ECB and the central banks of Denmark and Greece in time for the opening of foreign exchange markets on 4 January 1999.

Council Regulation (EC) No 1478/2000 of 19 June 2000 amending Regulation (EC) No 2866/98 on the conversion rates between the euro and the currencies of the Member States adopting the euro (published in the Official Journal of the European Communities L 167 of 7 July 2000)

The Council of the European Union,

Having regard to the Treaty establishing the European Community ¹, and in particular Article 123(5) thereof,

Having regard to the proposal from the Commission,

Having regard to the opinion of the European Central Bank,

Whereas:

(1) Council Regulation (EC) No 2866/98 of 31 December 1998 on the conversion rates between the euro and the currencies of the Member States adopting the euro determines the conversion rates as from 1 January 1999 pursuant to Council Regulation (EC) No 974/98 of 3 May 1998 on the introduction of the euro.

(2) Council Decision 98/317/EC of 3 May 1998 in accordance with Article 121(4) of the Treaty stipulated that Greece did not fulfil the necessary conditions for the adoption of the single currency.

(3) Pursuant to Council Decision 2000/427/EC of 19 June 2000 in accordance with Article 122(2) of the Treaty on the adoption by Greece of the single currency on 1 January 2001 Greece now fulfils the necessary conditions, and the derogation of Greece should be abrogated with effect from 1 January 2001.

(4) The introduction of the euro in Greece requires the adoption of the conversion rate between the euro and the drachma,

has adopted this Regulation:

Article 1

In the list of conversion rates in Article 1 of Regulation (EC) No 2866/98, the following shall be inserted

between the rates of the German mark and the Spanish peseta:

“= 340.750 Greek drachma”

Article 2

This Regulation shall enter into force on 1 January 2001.

This Regulation shall be binding in its entirety and directly applicable in all Member States.

Communiqué of the European Union of 27 June 2004

At the request of the Estonian authorities, the ministers of the euro area Member States of the European Union, the President of the European Central Bank and the ministers and the central bank governors of Denmark and Estonia have decided, by mutual agreement, following a common procedure involving the European Commission and after consultation of the Economic and Financial Committee, to include the Estonian kroon in the Exchange Rate Mechanism II (ERM II).

The central rate of the Estonian kroon is set at

1 euro = 15.6466 kroon.

The standard fluctuation band of plus or minus 15% will be observed around the central rate of the kroon.

Following a careful assessment of the appropriateness and sustainability of Estonia's currency board, it was accepted that Estonia is joining the exchange rate mechanism with its existing currency board arrangement in place, as a unilateral commitment, thus placing no additional obligations on the ECB.

...

The compulsory intervention points in the exchange rate mechanism will be communicated by the ECB and the Bank of Estonia, in time for the opening of the foreign exchange markets on 28 June 2004.

¹ Editorial note: Amsterdam Treaty in the wording of 2 October 1997.

Communiqué of the European Union of 27 June 2004

At the request of the Lithuanian authorities, the ministers of the euro area Member States of the European Union, the President of the European Central Bank and the ministers and the central bank governors of Denmark and Lithuania have decided, by mutual agreement, following a common procedure involving the European Commission and after consultation of the Economic and Financial Committee, to include the Lithuanian litas in the Exchange Rate Mechanism II (ERM II).

The central rate of the Lithuanian litas is set at

1 euro = 3.45280 litas.

The standard fluctuation band of plus or minus 15% will be observed around the central rate of the litas.

Following a careful assessment of the appropriateness and sustainability of Lithuania's currency board, it was accepted that Lithuania is joining the exchange rate mechanism with its existing currency board arrangement in place, as a unilateral commitment, thus placing no additional obligations on the ECB.

...

The compulsory intervention points in the exchange rate mechanism will be communicated by the ECB and the Bank of Lithuania, in time for the opening of the foreign exchange markets on 28 June 2004.

Communiqué of the European Union of 29 April 2005

At the request of the Latvian authorities, the ministers of the euro area Member States of the European Union, the President of the European Central Bank and the ministers and the central bank governors of Denmark, Estonia, Lithuania, Slovenia and Latvia have decided, by mutual agreement, following a common procedure involving the European Commission and after consultation of the Economic and Financial Committee, to include the Latvian lats in the Exchange Rate Mechanism II (ERM II).

The central rate of the Latvian lats is set at

1 euro = 0.702804 lats.

The standard fluctuation band of plus or minus 15 percent will be observed around the central rate of the lats.

In line with the existing exchange rate regime, the Latvian authorities have declared that they will maintain the exchange rate of the lats at the central rate against the euro with a fluctuation band of plus or minus 1 percent as a unilateral commitment, thus placing no additional obligations on the ECB.

...

The compulsory intervention points in the exchange rate mechanism will be communicated by the ECB and the Central Bank of Latvia, in time for the opening of the foreign exchange markets on 2 May 2005.

Council Regulation (EC) No 1086/2006 of 11 July 2006 amending Regulation (EC) No 2866/98 on the conversion rates between the euro and the currencies of the Member States adopting the euro (published in the Official Journal of the European Communities L 195 of 15 July 2006)

The Council of the European Union,

Having regard to the Treaty establishing the European Community¹, and in particular Article 123(5) thereof,

Having regard to the proposal from the Commission,

Having regard to the opinion of the European Central Bank,

Whereas:

(1) Council Regulation (EC) No 2866/98 of 31 December 1998 on the conversion rates between the euro and the currencies of the Member States adopting the euro determines the conversion rates as from 1 January 1999.

¹ Editorial note: Amsterdam Treaty in the wording of 2 October 1997.

(2) According to Article 4 of the 2003 Act of Accession, Slovenia is a Member State with a derogation as defined in Article 122 of the Treaty.

(3) Pursuant to Council Decision 2006/495/EC of 11 July 2006 in accordance with Article 122(2) of the Treaty on the adoption by Slovenia of the single currency on January 2007, Slovenia fulfils the necessary conditions for the adoption of the single currency and the derogation of Slovenia is abrogated with effect from 1 January 2007.

(4) The introduction of the euro in Slovenia requires the adoption of the conversion rate between the euro and the tolar. This conversion rate should be set at 239.640 Slovenian tolar to 1 euro, which corresponds to the current central rate of the tolar in the exchange rate mechanism (ERM II).

(5) Regulation (EC) No 2866/98 should therefore be amended accordingly,

has adopted this Regulation:

Article 1

In the list of conversion rates in Article 1 of Regulation (EC) No 2866/98, the following shall be inserted between the rates of the Portuguese escudo and the Finnish mark:

"= 239.640 Slovenian tolar".

Article 2

This Regulation shall enter into force on 1 January 2007.

This Regulation shall be binding in its entirety and directly applicable in all Member States.

Council Regulation (EC) No 1134/2007 of 10 July 2007 amending Regulation (EC) No 2866/98 as regards the conversion rate to the euro for Malta (published in the Official Journal of the European Communities L 256 of 2 October 2007)

The Council of the European Union,

Having regard to the Treaty establishing the European Community¹, and in particular Article 123(5) thereof,

Having regard to the proposal from the Commission,

Having regard to the opinion of the European Central Bank,

Whereas:

(1) Council Regulation (EC) No 2866/98 of 31 December 1998 on the conversion rates between the euro and the currencies of the Member States adopting the euro determines the conversion rates as from 1 January 1999.

(2) According to Article 4 of the 2003 Act of Accession, Malta is a Member State with a derogation as defined in Article 122 of the Treaty.

(3) Pursuant to Council Decision 2007/504/EC of 10 July 2007 in accordance with Article 122(2) of the Treaty on the adoption by Malta of the single currency on 1 January 2008, Malta fulfils the necessary conditions for the adoption of the single currency and the derogation of Malta is abrogated with effect from 1 January 2008.

(4) The introduction of the euro in Malta requires the adoption of the conversion rate between the euro and the Maltese lira. This conversion rate should be set at 0.4293 lira per 1 euro, which corresponds to the current central rate of the lira in the exchange rate mechanism (ERM II).

(5) Regulation (EC) No 2866/98 should therefore be amended accordingly,

has adopted this Regulation:

Article 1

In Article 1 of Regulation (EC) No 2866/98, the following line shall be inserted between the conversion rates applicable to the Luxembourg franc and the Dutch guilder:

"= 0.429300 Maltese liras".

Article 2

This Regulation shall enter into force on 1 January 2008.

This Regulation shall be binding in its entirety and directly applicable in all Member States.

¹ Editorial note: Amsterdam Treaty in the wording of 2 October 1997.

Council Regulation (EC) No 1135/2007 of 10 July 2007 amending Regulation (EC) No 2866/98 as regards the conversion rate to the euro for Cyprus (published in the Official Journal of the European Communities L 256 of 2 October 2007)

The Council of the European Union,

Having regard to the Treaty establishing the European Community ¹, and in particular Article 123(5) thereof,

Having regard to the proposal from the Commission,

Having regard to the opinion of the European Central Bank,

Whereas:

(1) Council Regulation (EC) No 2866/98 of 31 December 1998 on the conversion rates between the euro and the currencies of the Member States adopting the euro determines the conversion rates as from 1 January 1999.

(2) According to Article 4 of the 2003 Act of Accession, Cyprus is a Member State with a derogation as defined in Article 122 of the Treaty.

(3) Pursuant to Council Decision 2007/503/EC of 10 July 2007 in accordance with Article 122(2) of the Treaty on the adoption by Cyprus of the single currency on 1 January 2008, Cyprus fulfils the necessary conditions for

the adoption of the single currency and the derogation of Cyprus is abrogated with effect from 1 January 2008.

(4) The introduction of the euro in Cyprus requires the adoption of the conversion rate between the euro and the Cyprus pound. This conversion rate should be set at 0.585274 pound per 1 euro, which corresponds to the current central rate of the pound in the exchange rate mechanism (ERM II).

(5) Regulation (EC) No 2866/98 should therefore be amended accordingly,

has adopted this Regulation:

Article 1

In Article 1 of Regulation (EC) No 2866/98, the following line shall be inserted between the conversion

rates applicable to the Italian lira and the Luxembourg franc:

“= 0.585274 Cyprus pounds”.

Article 2

This Regulation shall enter into force on 1 January 2008.

This Regulation shall be binding in its entirety and directly applicable in all Member States.

Council Regulation (EC) No 694/2008 of 8 July 2008 amending Regulation (EC) No 2866/98 as regards the conversion rate to the euro for Slovakia (published in the Official Journal of the European Communities L 195/3 of 24 July 2008)

The Council of the European Union,

Having regard to the Treaty establishing the European Community ¹, and in particular Article 123(5) thereof,

Having regard to the proposal from the Commission,

Having regard to the opinion of the European Central Bank,

Whereas:

(1) Council Regulation (EC) No 2866/98 of 31 December 1998 on the conversion rates between the euro and the currencies of the Member States adopting the euro determines the conversion rates as from 1 January 1999.

(2) According to Article 4 of the 2003 Act of Accession, Slovakia is a Member State with a derogation within the meaning of Article 122 of the Treaty.

(3) Pursuant to Council Decision 2008/608/EC of 8 July 2008 in accordance with Article 122(2) of the Treaty on the adoption by Slovakia of the single currency on 1 January 2009, Slovakia fulfils the necessary conditions

¹ Editorial note: Amsterdam Treaty in the wording of 2 October 1997.

for the adoption of the single currency and the derogation in favour of Slovakia shall be abrogated with effect from 1 January 2009.

(4) The introduction of the euro in Slovakia requires the adoption of the conversion rate between the euro and the Slovak koruna. This conversion rate shall be set at 30.1260 korunas per 1 euro, which corresponds to the current central rate of the koruna in the exchange rate mechanism (ERM II).

(5) Regulation (EC) No 2866/98 should therefore be amended accordingly,

has adopted this Regulation:

Article 1

In Article 1 of Regulation (EC) No 2866/98, the following shall be inserted between the conversion rates applicable to the Slovenian tolar and the Finnish mark:

"= 30.1260 Slovak korunas".

Article 2

This Regulation shall enter into force on 1 January 2009.

This Regulation shall be binding in its entirety and directly applicable in all Member States.

Explanatory notes on individual countries

Equatorial Guinea

Along with Cameroon, the Central African Republic, Chad, the Republic of the Congo and Gabon, Equatorial Guinea is served by the "Banque des Etats de L'Afrique Centrale" (Bank of the Central African States), whose CFA Franc (F.CFA = Franc de la Coopération Financière en Afrique Centrale) is legal tender only in the aforementioned countries.

Bangladesh

Units of account for larger amounts: 1 lakh (in digits: 1,00,000) = 100,000 taka; 1 crore (in digits: 1,00,00,000) = 100 lakh = 10,000,000 taka.

Belarus

In Germany, the traditional German word "Weiss-russland" (literally, "White Russia", or Byelorussia) is also used.

Benin

Benin, Burkina Faso, Côte d'Ivoire, Guinea-Bissau, Mali, Niger, Senegal and Togo all belong to the West African Monetary Union (Union Monétaire Ouest Africaine). The responsible monetary authority is the "Banque Centrale des Etats de l'Afrique de l'Ouest", whose CFA franc (F.CFA = Franc de la Communauté Financière Africaine) is legal tender only in the aforementioned countries.

Bhutan

The Indian rupee is also legal tender alongside the Bhutanese ngultrum (convertible at par).

Brunei Darussalam

Under an agreement between Brunei Darussalam and Singapore, the Singapore dollar (convertible at par) is also accepted as legal tender.

Cook Islands

The New Zealand dollar is also legal tender alongside the Cook Islands dollar (convertible at par).

El Salvador

The US dollar is likewise legal tender alongside the El Salvador colón.

India

Units of account for larger amounts are as follows: 1 lakh (in digits: 1,00,000) = 100,000 rupees; 1 crore (in digits: 1,00,00,000) = 100 lakh = 10,000,000 rupees.

Iran, Islamic Republic of

The term "toman" (an old Persian currency) is also used to denote 10 Iranian rials.

Kenya

The term "Kenya pound" is a unit of account equivalent to 20 Kenya shillings.

Kiribati

The Australian dollar (convertible at par) is also legal tender alongside some of Kiribati's own coins.

Cuba

Alongside the Cuban peso (CUP), which is used by residents to purchase their basic needs, there is a convertible peso (CUC), which is used particularly by foreigners.

Foreign currencies can be freely exchanged in Cuba for convertible pesos (CUC), and they enable both residents and foreigners to purchase items which the government considers to be luxury articles.

In its national accounts, the Cuban government fixes the ratio of convertible peso (CUC) to Cuban peso (CUP) at 1:1. In reality, Cuban pesos can only be exchanged for convertible pesos at a considerable discount.

The euro is also accepted as legal tender in some tourist centres.

Lesotho

The South African rand is also legal tender alongside the loti.

Liberia

The US dollar is likewise legal tender alongside the Liberian dollar.

Macau

The Hong Kong dollar, to which the pataca is pegged at a rate of HK\$ 100 = 103 patacas, is in circulation as a common currency alongside the pataca.

Macedonia

On 8 April 1993, Macedonia was admitted to the United Nations under the temporary designation "Former Yugoslavian Republic of Macedonia"; this designation is in use within the European Union (and therefore also Germany) until further notice.

Myanmar

Alongside the official published rates parallel rates exist which, according to press reports, deviate substantially from the official rates.

Namibia

The South African rand is likewise legal tender alongside the Namibia dollar.

New Caledonia

CFP was originally the abbreviation for "Colonies Françaises du Pacifique" and is still used as a currency symbol (in connection with the franc). The CFP franc was pegged to the French franc (FF 1 = 18.1818 CFP francs or 1 CFP franc = FF 0.055) until the end of 1998; since 1999, it has been pegged to the euro based on the irrevocable conversion rate of the French franc to the euro.

Netherlands Antilles

Bonaire, Curaçao, Saba, Sint Eustatius and Sint Maarten (the southern part) constitute the Netherlands Antilles.

Panama

The US dollar is legal tender alongside the balboa, which is in circulation exclusively in coin form.

São Tomé and Príncipe

The unit of account for 1,000 dobras is 1 conto.

Zimbabwe

In January 2009, the government accepted several foreign currencies as a means of payment (US dollar, South African rand, euro). Since April 2009, use of the Zimbabwe dollar has effectively been discontinued.

Singapore

Under an agreement between Singapore and Brunei Darussalam, the Brunei dollar (convertible at par) is also accepted as legal tender.

Somalia

No official exchange rates have been available for the Somali shilling.

Swaziland

The South African rand is also legal tender alongside the lilangeni.

Syrian Arab Republic

In addition to the exchange rates shown, there is still a rate of US\$ 1 = S£ 11.20/11.25 (buy/sell) for a small number of debt service payments. This is due to bilateral payment agreements.

Venezuela, Bolivarian Republic of

Official exchange rate I

For certain capital inflows and public-sector debt service payments (excluding the oil sector); for unrequited transfers (including pension and remittance payments abroad and foreign currency transactions by diplomatic missions) as well as for imports of important consumer and producer goods.

Official exchange rate II

For almost all other foreign exchange transactions by the public and private sectors (including export revenues from oil deliveries).

In addition, various transactions (eg servicing of private external debt) were carried out using an exchange rate stipulated by the national government and the Venezuelan central bank.

United Arab Emirates

The United Arab Emirates include Abu Dhabi, Ajman, Dubai, Fujairah, Ras al Khaimah, Sharjah and Umm al Qaiwain.

United Kingdom

In Scotland and Northern Ireland, a small volume of banknotes issued by commercial banks in these territories is in circulation alongside notes issued by the Bank of England.

I. Devisenkurse im Euro-Währungsgebiet und in Deutschland
1. Euro-Referenzkurse der Europäischen Zentralbank *) und effektive Wechselkurse des Euro

| 1 EUR = ... WE | | | | | | | | | | |
|------------------------------|----------------------------|--------------------------------------|--------------------------------------|----------------------------|----------------------------|-----------------------|---|---|--|-------------------------|
| Zeit | Bulgarien Lew BGN 1) | Dänemark Dänische Krone DKK | Estland Estnische Krone EEK | Lettland Lats LVL 1) | Litauen Litas LTL 1) | Polen Zloty PLN | Rumänien Leu (alt) / Leu (neu) ROL / RON 1) 2) | Schweden Schwedische Krone SEK | Tschechische Republik Tschechische Krone CZK | Ungarn Forint HUF |
| Durchschnitt im Jahr | | | | | | | | | | |
| 1999 | . | 7,4355 | 15,6466 | 0,6256 | 4,2641 | 4,2274 | 16 345 | 8,8075 | 36,884 | 252,77 |
| 2000 | 6) 1,9477 | 7,4538 | 15,6466 | 0,5592 | 3,6952 | 4,0082 | 19 922 | 8,4452 | 35,599 | 260,04 |
| 2001 | 1,9482 | 7,4521 | 15,6466 | 0,5601 | 3,5823 | 3,6721 | 26 004 | 9,2551 | 34,068 | 256,59 |
| 2002 | 1,9492 | 7,4305 | 15,6466 | 0,5810 | 3,4594 | 3,8574 | 31 270 | 9,1611 | 30,804 | 242,96 |
| 2003 | 1,9490 | 7,4307 | 15,6466 | 0,6407 | 3,4527 | 4,3996 | 37 551 | 9,1242 | 31,846 | 253,62 |
| 2004 | 1,9533 | 7,4399 | 15,6466 | 0,6652 | 3,4529 | 4,5268 | 40 510 | 9,1243 | 31,891 | 251,66 |
| 2005 | 1,9558 | 7,4518 | 15,6466 | 0,6962 | 3,4528 | 4,0230 | 2) 3,6209 | 9,2822 | 29,782 | 248,05 |
| 2006 | 1,9558 | 7,4591 | 15,6466 | 0,6962 | 3,4528 | 3,8959 | 3,5258 | 9,2544 | 28,342 | 264,26 |
| 2007 | 1,9558 | 7,4506 | 15,6466 | 0,7001 | 3,4528 | 3,7837 | 3,3353 | 9,2501 | 27,766 | 251,35 |
| 2008 | 1,9558 | 7,4560 | 15,6466 | 0,7027 | 3,4528 | 3,5121 | 3,6826 | 9,6152 | 24,946 | 251,51 |
| 2009 | 1,9558 | 7,4462 | 15,6466 | 0,7057 | 3,4528 | 4,3276 | 4,2399 | 10,6191 | 26,435 | 280,33 |
| Stand am Jahresende | | | | | | | | | | |
| 1999 | . | 7,4433 | 15,6466 | 0,5881 | 4,0169 | 4,1587 | 18 345 | 8,5625 | 36,103 | 254,70 |
| 2000 | 1,9543 | 7,4631 | 15,6466 | 0,5764 | 3,7229 | 3,8498 | 24 142 | 8,8313 | 35,047 | 265,00 |
| 2001 | 1,9463 | 7,4365 | 15,6466 | 0,5563 | 3,5228 | 3,4953 | 27 817 | 9,3012 | 31,962 | 245,18 |
| 2002 | 1,9546 | 7,4288 | 15,6466 | 0,6140 | 3,4525 | 4,0210 | 35 135 | 9,1528 | 31,577 | 236,29 |
| 2003 | 1,9557 | 7,4450 | 15,6466 | 0,6725 | 3,4524 | 4,7019 | 41 158 | 9,0800 | 32,410 | 262,50 |
| 2004 | 1,9559 | 7,4388 | 15,6466 | 0,6979 | 3,4528 | 4,0845 | 39 390 | 9,0206 | 30,464 | 245,97 |
| 2005 | 1,9563 | 7,4605 | 15,6466 | 0,6962 | 3,4528 | 3,8600 | 2) 3,6802 | 9,3885 | 29,000 | 252,87 |
| 2006 | 1,9558 | 7,4560 | 15,6466 | 0,6972 | 3,4528 | 3,8310 | 3,3835 | 9,0404 | 27,485 | 251,77 |
| 2007 | 1,9558 | 7,4583 | 15,6466 | 0,6964 | 3,4528 | 3,5935 | 3,6077 | 9,4415 | 26,628 | 253,73 |
| 2008 | 1,9558 | 7,4506 | 15,6466 | 0,7083 | 3,4528 | 4,1535 | 4,0225 | 10,8700 | 26,875 | 266,70 |
| 2009 | 1,9558 | 7,4418 | 15,6466 | 0,7093 | 3,4528 | 4,1045 | 4,2363 | 10,2520 | 26,473 | 270,42 |
| Durchschnitt im Monat | | | | | | | | | | |
| 2007 Juni | 1,9558 | 7,4452 | 15,6466 | 0,6963 | 3,4528 | 3,8074 | 3,2243 | 9,3290 | 28,546 | 250,29 |
| Juli | 1,9558 | 7,4410 | 15,6466 | 0,6969 | 3,4528 | 3,7682 | 3,1345 | 9,1842 | 28,359 | 246,90 |
| Aug. | 1,9558 | 7,4429 | 15,6466 | 0,6978 | 3,4528 | 3,8116 | 3,2246 | 9,3231 | 27,860 | 255,20 |
| Sept. | 1,9558 | 7,4506 | 15,6466 | 0,7021 | 3,4528 | 3,7891 | 3,3481 | 9,2835 | 27,573 | 253,33 |
| Okt. | 1,9558 | 7,4534 | 15,6466 | 0,7030 | 3,4528 | 3,7062 | 3,3537 | 9,1735 | 27,335 | 251,02 |
| Nov. | 1,9558 | 7,4543 | 15,6466 | 0,7005 | 3,4528 | 3,6575 | 3,4739 | 9,2889 | 26,733 | 254,50 |
| Dez. | 1,9558 | 7,4599 | 15,6466 | 0,6975 | 3,4528 | 3,6015 | 3,5351 | 9,4319 | 26,317 | 253,18 |
| 2008 Jan. | 1,9558 | 7,4505 | 15,6466 | 0,6982 | 3,4528 | 3,6092 | 3,6937 | 9,4314 | 26,050 | 256,03 |
| Febr. | 1,9558 | 7,4540 | 15,6466 | 0,6967 | 3,4528 | 3,5768 | 3,6557 | 9,3642 | 25,377 | 262,15 |
| März | 1,9558 | 7,4561 | 15,6466 | 0,6970 | 3,4528 | 3,5363 | 3,7194 | 9,4020 | 25,208 | 259,94 |
| April | 1,9558 | 7,4603 | 15,6466 | 0,6974 | 3,4528 | 3,4421 | 3,6428 | 9,3699 | 25,064 | 253,75 |
| Mai | 1,9558 | 7,4609 | 15,6466 | 0,6987 | 3,4528 | 3,4038 | 3,6583 | 9,3106 | 25,100 | 247,69 |
| Juni | 1,9558 | 7,4586 | 15,6466 | 0,7032 | 3,4528 | 3,3736 | 3,6556 | 9,3739 | 24,316 | 242,42 |
| Juli | 1,9558 | 7,4599 | 15,6466 | 0,7035 | 3,4528 | 3,2591 | 3,5764 | 9,4566 | 23,528 | 231,82 |
| Aug. | 1,9558 | 7,4595 | 15,6466 | 0,7039 | 3,4528 | 3,2920 | 3,5271 | 9,3984 | 24,287 | 235,88 |
| Sept. | 1,9558 | 7,4583 | 15,6466 | 0,7060 | 3,4528 | 3,3747 | 3,6248 | 9,5637 | 24,497 | 240,68 |
| Okt. | 1,9558 | 7,4545 | 15,6466 | 0,7093 | 3,4528 | 3,5767 | 3,7479 | 9,8506 | 24,768 | 260,15 |
| Nov. | 1,9558 | 7,4485 | 15,6466 | 0,7092 | 3,4528 | 3,7326 | 3,7838 | 10,1275 | 25,193 | 265,32 |
| Dez. | 1,9558 | 7,4503 | 15,6466 | 0,7084 | 3,4528 | 4,0044 | 3,9227 | 10,7538 | 26,120 | 265,02 |
| 2009 Jan. | 1,9558 | 7,4519 | 15,6466 | 0,7043 | 3,4528 | 4,2300 | 4,2354 | 10,7264 | 27,169 | 279,86 |
| Febr. | 1,9558 | 7,4514 | 15,6466 | 0,7056 | 3,4528 | 4,6467 | 4,2864 | 10,9069 | 28,461 | 298,30 |
| März | 1,9558 | 7,4509 | 15,6466 | 0,7083 | 3,4528 | 4,6210 | 4,2828 | 11,1767 | 27,231 | 304,14 |
| April | 1,9558 | 7,4491 | 15,6466 | 0,7093 | 3,4528 | 4,4326 | 4,2041 | 10,8796 | 26,774 | 295,26 |
| Mai | 1,9558 | 7,4468 | 15,6466 | 0,7092 | 3,4528 | 4,4103 | 4,1700 | 10,5820 | 26,731 | 281,93 |
| Juni | 1,9558 | 7,4457 | 15,6466 | 0,7015 | 3,4528 | 4,5084 | 4,2131 | 10,8713 | 26,545 | 280,46 |
| Juli | 1,9558 | 7,4458 | 15,6466 | 0,7006 | 3,4528 | 4,2965 | 4,2184 | 10,8262 | 25,793 | 272,06 |
| Aug. | 1,9558 | 7,4440 | 15,6466 | 0,7013 | 3,4528 | 4,1311 | 4,2183 | 10,2210 | 25,646 | 270,05 |
| Sept. | 1,9558 | 7,4428 | 15,6466 | 0,7039 | 3,4528 | 4,1584 | 4,2420 | 10,1976 | 25,346 | 271,84 |
| Okt. | 1,9558 | 7,4438 | 15,6466 | 0,7088 | 3,4528 | 4,2146 | 4,2871 | 10,3102 | 25,861 | 268,49 |
| Nov. | 1,9558 | 7,4415 | 15,6466 | 0,7088 | 3,4528 | 4,1646 | 4,2896 | 10,3331 | 25,812 | 270,92 |
| Dez. | 1,9558 | 7,4419 | 15,6466 | 0,7077 | 3,4528 | 4,1439 | 4,2284 | 10,4085 | 26,089 | 273,22 |
| 2010 Jan. | 1,9558 | 7,4424 | 15,6466 | 0,7088 | 3,4528 | 4,0703 | 4,1383 | 10,1939 | 26,133 | 269,43 |
| Febr. | 1,9558 | 7,4440 | 15,6466 | 0,7090 | 3,4528 | 4,0144 | 4,1196 | 9,9505 | 25,979 | 271,21 |
| März | 1,9558 | 7,4416 | 15,6466 | 0,7083 | 3,4528 | 3,8906 | 4,0866 | 9,7277 | 25,541 | 265,40 |
| April | 1,9558 | 7,4428 | 15,6466 | 0,7076 | 3,4528 | 3,8782 | 4,1306 | 9,6617 | 25,308 | 265,53 |

* Siehe Erläuterungen (Seite 65); Durchschnitte eigene Berechnungen auf Basis der täglichen Euro-Referenzkurse der EZB. — 1 Bis September 2000 Indikativkurse der EZB. — 2 Währungsumstellung mit Wirkung vom 1. Juli

2005: 10 000 ROL = 1 RON; zur Errechnung des Jahresdurchschnitts 2005 wurden die in (alten) Lei festgestellten Kurse im Verhältnis 10 000 : 1 umgerechnet und in die Berechnung einbezogen. — 3 Bis Dezember 2007 Indikativ-

I. Devisenkurse im Euro-Währungsgebiet und in Deutschland

| Vereinigtes Königreich | Australien | Brasilien | China | Hongkong | Indien | Indonesien | Island | Japan | Kanada | Korea, Republik | Zeit |
|------------------------------|--------------------------------|----------------|----------------------------|-------------------------------|-----------------------------|------------------|--------------------------------|------------|------------------------------|--------------------|-----------|
| Pfund Sterling GBP | Australischer Dollar AUD | Real BRL 3) | Renminbi Yuan CNY 4) | Hongkong- Dollar HKD 1) | Indische Rupie INR 5) | Rupiah IDR 4) | Isländische Krone ISK 1) | Yen JPY | Kanadischer Dollar CAD | Won KRW 1) | |
| Durchschnitt im Jahr | | | | | | | | | | | |
| 0,65874 | 1,6523 | . | . | 8,2694 | . | 8 386,62 | 77,18 | 121,32 | 1,5840 | 1 267,26 | 1999 |
| 0,60948 | 1,5889 | 7) 1,6821 | 7) 7,6168 | 7,1973 | 7) 41,3561 | 7 731,57 | 72,58 | 99,47 | 1,3706 | 1 043,50 | 2000 |
| 0,62187 | 1,7319 | 2,1069 | 7,4131 | 6,9855 | 42,2471 | 9 167,71 | 87,42 | 108,68 | 1,3864 | 1 154,83 | 2001 |
| 0,62883 | 1,7376 | 2,7896 | 7,8265 | 7,3750 | 45,9248 | 8 785,12 | 86,18 | 118,06 | 1,4838 | 1 175,50 | 2002 |
| 0,69199 | 1,7379 | 3,4701 | 9,3626 | 8,8079 | 52,6100 | 9 685,54 | 86,65 | 130,97 | 1,5817 | 1 346,90 | 2003 |
| 0,67866 | 1,6905 | 3,6362 | 10,2967 | 9,6881 | 56,3008 | 11 127,34 | 87,14 | 134,44 | 1,6167 | 1 422,62 | 2004 |
| 0,68380 | 1,6320 | 3,0360 | 10,1955 | 9,6768 | 54,8117 | 12 072,83 | 78,23 | 136,85 | 1,5087 | 1 273,61 | 2005 |
| 0,68173 | 1,6668 | 2,7333 | 10,0096 | 9,7545 | 56,8435 | 11 512,37 | 87,76 | 146,02 | 1,4237 | 1 198,58 | 2006 |
| 0,68434 | 1,6348 | 2,6633 | 10,4178 | 10,6912 | 56,4186 | 12 528,33 | 87,63 | 161,25 | 1,4678 | 1 272,99 | 2007 |
| 0,79628 | 1,7416 | 2,6737 | 10,2236 | 11,4541 | 63,6143 | 14 165,16 | 8) 143,83 | 152,45 | 1,5594 | 1 606,09 | 2008 |
| 0,89094 | 1,7727 | 2,7674 | 9,5277 | 10,8114 | 67,3611 | 14 443,74 | – | 130,34 | 1,5850 | 1 772,90 | 2009 |
| Stand am Jahresende | | | | | | | | | | | |
| 0,62170 | 1,5422 | . | . | 7,8033 | . | 7 052,77 | 72,83 | 102,73 | 1,4608 | 1 137,28 | 1999 |
| 0,62410 | 1,6770 | 1,8149 | 7,7017 | 7,2578 | 43,4290 | 9 077,75 | 78,80 | 106,92 | 1,3965 | 1 177,08 | 2000 |
| 0,60850 | 1,7280 | 2,0465 | 7,2945 | 6,8723 | 42,4950 | 9 227,43 | 91,48 | 115,33 | 1,4077 | 1 161,55 | 2001 |
| 0,65050 | 1,8556 | 3,7124 | 8,6801 | 8,1781 | 50,2930 | 9 387,21 | 84,74 | 124,39 | 1,6550 | 1 243,76 | 2002 |
| 0,70480 | 1,6802 | 3,6698 | 10,4539 | 9,8049 | 57,5780 | 10 643,10 | 89,46 | 135,05 | 1,6234 | 1 506,32 | 2003 |
| 0,70505 | 1,7459 | 3,6201 | 11,2741 | 10,5881 | 59,2590 | 12 653,91 | 83,60 | 139,65 | 1,6416 | 1 410,05 | 2004 |
| 0,68530 | 1,6109 | 2,7462 | 9,5204 | 9,1474 | 53,1130 | 11 596,45 | 74,57 | 138,90 | 1,3725 | 1 184,42 | 2005 |
| 0,67150 | 1,6691 | 2,8141 | 10,2793 | 10,2409 | 58,2180 | 11 844,44 | 93,13 | 156,93 | 1,5281 | 1 224,81 | 2006 |
| 0,73335 | 1,6757 | 2,5914 | 10,7524 | 11,4800 | 57,8620 | 13 826,70 | 91,90 | 164,93 | 1,4449 | 1 377,96 | 2007 |
| 0,95250 | 2,0274 | 3,2436 | 9,4956 | 10,7858 | 67,4370 | 15 239,12 | 8) – | 126,14 | 1,6998 | 1 839,13 | 2008 |
| 0,88810 | 1,6008 | 2,5113 | 9,8350 | 11,1709 | 67,0400 | 13 626,13 | – | 133,16 | 1,5128 | 1 666,97 | 2009 |
| Durchschnitt im Monat | | | | | | | | | | | |
| 0,67562 | 1,5930 | 2,5934 | 10,2415 | 10,4854 | 54,5950 | 12 056,30 | 84,26 | 164,55 | 1,4293 | 1 245,39 | 2007 Juni |
| 0,67440 | 1,5809 | 2,5803 | 10,3899 | 10,7247 | 55,3319 | 12 441,28 | 83,16 | 166,76 | 1,4417 | 1 259,70 | Juli |
| 0,67766 | 1,6442 | 2,6735 | 10,3162 | 10,6469 | 55,4819 | 12 765,65 | 88,46 | 159,05 | 1,4420 | 1 273,37 | Aug. |
| 0,68887 | 1,6445 | 2,6455 | 10,4533 | 10,8151 | 55,8997 | 12 927,37 | 88,59 | 159,82 | 1,4273 | 1 291,46 | Sept. |
| 0,69614 | 1,5837 | 2,5653 | 10,6741 | 11,0327 | 56,0591 | 12 945,80 | 86,30 | 164,95 | 1,3891 | 1 301,67 | Okt. |
| 0,70896 | 1,6373 | 2,5920 | 10,8957 | 11,4211 | 57,7965 | 13 608,92 | 89,34 | 162,89 | 1,4163 | 1 348,46 | Nov. |
| 0,72064 | 1,6703 | 2,6050 | 10,7404 | 11,3619 | 57,3607 | 13 620,45 | 90,82 | 163,55 | 1,4620 | 1 356,79 | Dez. |
| 0,74725 | 1,6694 | 2,6111 | 10,6568 | 11,4863 | 57,7981 | 13 839,19 | 94,50 | 158,68 | 1,4862 | 1 387,66 | 2008 Jan. |
| 0,75094 | 1,6156 | 2,5516 | 10,5682 | 11,4996 | 58,5077 | 13 542,26 | 98,06 | 157,97 | 1,4740 | 1 392,57 | Febr. |
| 0,77494 | 1,6763 | 2,6445 | 10,9833 | 12,0832 | 62,3968 | 14 241,09 | 112,08 | 156,59 | 1,5519 | 1 523,14 | März |
| 0,79487 | 1,6933 | 2,6602 | 11,0237 | 12,2728 | 62,9946 | 14 497,21 | 116,65 | 161,56 | 1,5965 | 1 555,98 | April |
| 0,79209 | 1,6382 | 2,5824 | 10,8462 | 12,1341 | 65,5590 | 14 436,99 | 117,46 | 162,31 | 1,5530 | 1 613,18 | Mai |
| 0,79152 | 1,6343 | 2,5185 | 10,7287 | 12,1425 | 66,5632 | 14 445,41 | 123,28 | 166,26 | 1,5803 | 1 604,95 | Juni |
| 0,79308 | 1,6386 | 2,5097 | 10,7809 | 12,3004 | 67,5111 | 14 442,77 | 123,61 | 168,45 | 1,5974 | 1 604,58 | Juli |
| 0,79279 | 1,6961 | 2,4103 | 10,2609 | 11,6932 | 64,3236 | 13 700,21 | 122,07 | 163,63 | 1,5765 | 1 566,23 | Aug. |
| 0,79924 | 1,7543 | 2,5712 | 9,8252 | 11,1905 | 65,4115 | 13 430,23 | 131,33 | 153,20 | 1,5201 | 1 630,26 | Sept. |
| 0,78668 | 1,9345 | 2,9112 | 9,1071 | 10,3368 | 64,5866 | 13 283,63 | 274,64 | 133,52 | 1,5646 | 1 759,07 | Okt. |
| 0,83063 | 1,9381 | 2,8967 | 8,6950 | 9,8687 | 62,1436 | 14 984,85 | 242,95 | 123,28 | 1,5509 | 1 783,12 | Nov. |
| 0,90448 | 2,0105 | 3,2266 | 9,2205 | 10,4240 | 65,1465 | 15 276,62 | 8) 290,00 | 122,51 | 1,6600 | 1 850,06 | Dez. |
| 0,91819 | 1,9633 | 3,0596 | 9,0496 | 10,2687 | 64,5104 | 14 802,07 | – | 119,73 | 1,6233 | 1 801,97 | 2009 Jan. |
| 0,88691 | 1,9723 | 2,9685 | 8,7406 | 9,9128 | 62,8849 | 15 233,33 | – | 118,30 | 1,5940 | 1 843,90 | Febr. |
| 0,91966 | 1,9594 | 3,0198 | 8,9210 | 10,1138 | 66,8026 | 15 477,84 | – | 127,65 | 1,6470 | 1 894,48 | März |
| 0,89756 | 1,8504 | 2,9197 | 9,0110 | 10,2229 | 66,0471 | 14 552,65 | – | 130,25 | 1,6188 | 1 760,14 | April |
| 0,88445 | 1,7831 | 2,8232 | 9,3157 | 10,5807 | 66,1762 | 14 137,45 | – | 131,85 | 1,5712 | 1 710,18 | Mai |
| 0,85670 | 1,7463 | 2,7391 | 9,5786 | 10,8638 | 66,9191 | 14 315,40 | – | 135,39 | 1,5761 | 1 768,80 | Juni |
| 0,86092 | 1,7504 | 2,7221 | 9,6246 | 10,9182 | 68,2333 | 14 241,51 | – | 133,09 | 1,5824 | 1 778,43 | Juli |
| 0,86265 | 1,7081 | 2,6314 | 9,7485 | 11,0587 | 68,9570 | 14 270,78 | – | 135,31 | 1,5522 | 1 768,99 | Aug. |
| 0,89135 | 1,6903 | 2,6520 | 9,9431 | 11,2858 | 70,4154 | 14 346,84 | – | 133,14 | 1,5752 | 1 768,58 | Sept. |
| 0,91557 | 1,6341 | 2,5771 | 10,1152 | 11,4828 | 69,2160 | 14 057,25 | – | 133,91 | 1,5619 | 1 739,94 | Okt. |
| 0,89892 | 1,6223 | 2,5777 | 10,1827 | 11,5588 | 69,4421 | 14 115,45 | – | 132,97 | 1,5805 | 1 735,17 | Nov. |
| 0,89972 | 1,6185 | 2,5566 | 9,9777 | 11,3296 | 68,0924 | 13 830,84 | – | 131,21 | 1,5397 | 1 703,03 | Dez. |
| 0,88305 | 1,5624 | 2,5383 | 9,7436 | 11,0783 | 65,5361 | 13 263,60 | – | 130,34 | 1,4879 | 1 624,76 | 2010 Jan. |
| 0,87604 | 1,5434 | 2,5237 | 9,3462 | 10,6305 | 63,4291 | 12 786,05 | – | 123,46 | 1,4454 | 1 582,70 | Febr. |
| 0,90160 | 1,4882 | 2,4233 | 9,2623 | 10,5313 | 61,7352 | 12 434,53 | – | 123,03 | 1,3889 | 1 542,59 | März |
| 0,87456 | 1,4463 | 2,3550 | 9,1505 | 10,4065 | 59,6203 | 12 101,70 | – | 125,33 | 1,3467 | 1 494,53 | April |

kurse der EZB. — 4 Bis März 2005 Indikatorkurse der EZB. — 5 Bis Dezember 2008 Indikatorkurse der EZB. — 6 Durchschnitt vom 19. Juli bis 29. Dezember 2000. — 7 Durchschnitt vom 13. Januar bis 29. Dezember 2000. — 8 Die EZB

stellt seit dem 4. Dezember 2008 keinen Euro-Referenzkurs für isländische Kronen fest.

I. Devisenkurse im Euro-Währungsgebiet und in Deutschland

noch: 1. Euro-Referenzkurse der Europäischen Zentralbank und effektive Wechselkurse des Euro *)

| 1 EUR = ... WE | | | | | | | | | | | |
|-----------------------|----------------|-----------------------------------|--------------------------------------|------------------------------|-----------------------------|--|-------------------------|-----------------------------|-------------------------------|----------------|----------------|
| | Kroatien | Malaysia | Mexiko | Neuseeland | Norwegen | Philippinen | Russische Föderation | Schweiz | Singapur | Südafrika | Thailand |
| Zeit | Kuna HRK 2) | Malaysischer Ringgit MYR 2) | Mexika- nischer Peso MXN 3) | Neuseeland- Dollar NZD | Norwegische Krone NOK | Philippi- nischer Peso PHP 2) | Rubel RUB 2) | Schweizer Franken CHF | Singapur- Dollar SGD 4) | Rand ZAR 4) | Baht THB 2) |
| Durchschnitt im Jahr | | | | | | | | | | | |
| 1999 | . | 4,0498 | 10,1945 | 2,0145 | 8,3104 | 41,675 | 26,5187 | 1,6003 | 1,8064 | 6,5188 | 40,335 |
| 2000 | 7) 7,6410 | 3,5101 | 8,7361 | 2,0288 | 8,1129 | 40,737 | 26,0182 | 1,5579 | 1,5923 | 6,3899 | 37,032 |
| 2001 | 7,4820 | 3,4036 | 8,3710 | 2,1300 | 8,0484 | 45,660 | 26,1510 | 1,5105 | 1,6039 | 7,6873 | 39,841 |
| 2002 | 7,4130 | 3,5933 | 9,1628 | 2,0366 | 7,5086 | 48,837 | 29,7028 | 1,4670 | 1,6912 | 9,9072 | 40,637 |
| 2003 | 7,5688 | 4,2983 | 12,2144 | 1,9438 | 8,0033 | 61,336 | 34,6699 | 1,5212 | 1,9703 | 8,5317 | 46,923 |
| 2004 | 7,4967 | 4,7273 | 14,0386 | 1,8731 | 8,3697 | 69,727 | 35,8192 | 1,5438 | 2,1016 | 8,0092 | 50,077 |
| 2005 | 7,4008 | 4,7119 | 13,5643 | 1,7660 | 8,0092 | 68,494 | 35,1884 | 1,5483 | 2,0702 | 7,9183 | 50,068 |
| 2006 | 7,3247 | 4,6044 | 13,6936 | 1,9373 | 8,0472 | 64,379 | 34,1117 | 1,5729 | 1,9941 | 8,5312 | 47,594 |
| 2007 | 7,3376 | 4,7076 | 14,9743 | 1,8627 | 8,0165 | 63,026 | 35,0183 | 1,6427 | 2,0636 | 9,6596 | 44,214 |
| 2008 | 7,2239 | 4,8893 | 16,2911 | 2,0770 | 8,2237 | 65,172 | 36,4207 | 1,5874 | 2,0762 | 12,0590 | 48,475 |
| 2009 | 7,3400 | 4,9079 | 18,7989 | 2,2121 | 8,7278 | 66,338 | 44,1376 | 1,5100 | 2,0241 | 11,6737 | 47,804 |
| Stand am Jahresende | | | | | | | | | | | |
| 1999 | . | 3,8148 | 9,5320 | 1,9357 | 8,0765 | 40,407 | 27,6689 | 1,6051 | 1,6718 | 6,1870 | 37,598 |
| 2000 | 7,5800 | 3,5380 | 8,9255 | 2,1120 | 8,2335 | 46,562 | 26,6746 | 1,5232 | 1,6126 | 7,0392 | 40,291 |
| 2001 | 7,3490 | 3,3475 | 8,0466 | 2,1215 | 7,9515 | 45,437 | 26,8631 | 1,4829 | 1,6306 | 10,4302 | 38,945 |
| 2002 | 7,4750 | 3,9857 | 10,9605 | 1,9975 | 7,2756 | 56,318 | 33,5108 | 1,4524 | 1,8199 | 9,0094 | 45,237 |
| 2003 | 7,6451 | 4,8019 | 14,1807 | 1,9244 | 8,4141 | 70,171 | 36,9555 | 1,5579 | 2,1450 | 8,3276 | 50,041 |
| 2004 | 7,6650 | 5,1802 | 15,2235 | 1,8871 | 8,2365 | 76,510 | 37,7879 | 1,5429 | 2,2262 | 7,6897 | 53,042 |
| 2005 | 7,3715 | 4,4584 | 12,5945 | 1,7270 | 7,9850 | 62,719 | 33,9200 | 1,5551 | 1,9628 | 7,4642 | 48,437 |
| 2006 | 7,3504 | 4,6490 | 14,2899 | 1,8725 | 8,2380 | 64,546 | 34,6800 | 1,6069 | 2,0202 | 9,2124 | 46,770 |
| 2007 | 7,3308 | 4,8682 | 16,0732 | 1,9024 | 7,9580 | 60,724 | 35,9860 | 1,6547 | 2,1163 | 10,0298 | 43,800 |
| 2008 | 7,3555 | 4,8048 | 19,2333 | 2,4191 | 9,7500 | 65,930 | 41,2830 | 1,4850 | 2,0040 | 13,0667 | 48,285 |
| 2009 | 7,3000 | 4,9326 | 18,9223 | 1,9803 | 8,3000 | 66,507 | 43,1540 | 1,4836 | 2,0194 | 10,6660 | 47,986 |
| Durchschnitt im Monat | | | | | | | | | | | |
| 2007 Juni | 7,3313 | 4,6237 | 14,5434 | 1,7738 | 8,0590 | 61,968 | 34,7739 | 1,6543 | 2,0619 | 9,6198 | 43,492 |
| Juli | 7,2947 | 4,7184 | 14,8200 | 1,7446 | 7,9380 | 62,418 | 35,0292 | 1,6567 | 2,0789 | 9,5712 | 41,870 |
| Aug. | 7,3161 | 4,7457 | 15,0491 | 1,8786 | 7,9735 | 62,862 | 34,9211 | 1,6383 | 2,0744 | 9,8391 | 43,337 |
| Sept. | 7,3134 | 4,8249 | 15,3293 | 1,9358 | 7,8306 | 63,911 | 35,1723 | 1,6475 | 2,1009 | 9,8912 | 44,570 |
| Okt. | 7,3284 | 4,8005 | 15,4044 | 1,8739 | 7,6963 | 62,894 | 35,4008 | 1,6706 | 2,0849 | 9,6371 | 44,898 |
| Nov. | 7,3365 | 4,9279 | 15,9776 | 1,9231 | 7,9519 | 63,271 | 35,9174 | 1,6485 | 2,1242 | 9,8553 | 46,120 |
| Dez. | 7,3178 | 4,8576 | 15,8096 | 1,8930 | 8,0117 | 60,556 | 35,7927 | 1,6592 | 2,1108 | 9,9626 | 44,153 |
| 2008 Jan. | 7,3155 | 4,8090 | 16,0639 | 1,9054 | 7,9566 | 60,079 | 36,0300 | 1,6203 | 2,1062 | 10,3101 | 44,758 |
| Febr. | 7,2707 | 4,7548 | 15,8786 | 1,8513 | 7,9480 | 59,845 | 36,1357 | 1,6080 | 2,0808 | 11,2899 | 46,085 |
| März | 7,2662 | 4,9455 | 16,6678 | 1,9344 | 7,9717 | 64,031 | 36,8259 | 1,5720 | 2,1489 | 12,3712 | 48,848 |
| April | 7,2654 | 4,9819 | 16,5608 | 1,9960 | 7,9629 | 65,790 | 37,0494 | 1,5964 | 2,1493 | 12,2729 | 49,752 |
| Mai | 7,2539 | 5,0081 | 16,2402 | 2,0011 | 7,8648 | 66,895 | 36,9042 | 1,6247 | 2,1259 | 11,8696 | 49,942 |
| Juni | 7,2469 | 5,0666 | 16,0617 | 2,0424 | 7,9915 | 68,903 | 36,7723 | 1,6139 | 2,1278 | 12,3467 | 51,649 |
| Juli | 7,2297 | 5,1258 | 16,1119 | 2,0900 | 8,0487 | 70,694 | 36,8261 | 1,6193 | 2,1438 | 12,0328 | 52,821 |
| Aug. | 7,1947 | 4,9843 | 15,1269 | 2,1097 | 7,9723 | 67,307 | 36,2502 | 1,6212 | 2,1024 | 11,4680 | 50,697 |
| Sept. | 7,1223 | 4,9461 | 15,2805 | 2,1293 | 8,1566 | 67,113 | 36,3727 | 1,5942 | 2,0549 | 11,5899 | 49,264 |
| Okt. | 7,1639 | 4,6895 | 16,8177 | 2,1891 | 8,5928 | 63,882 | 35,2144 | 1,5194 | 1,9666 | 12,9341 | 45,872 |
| Nov. | 7,1366 | 4,5682 | 16,6735 | 2,2554 | 8,8094 | 62,496 | 34,7964 | 1,5162 | 1,9183 | 12,8785 | 44,677 |
| Dez. | 7,2245 | 4,7755 | 18,0764 | 2,4119 | 9,4228 | 64,505 | 37,8999 | 1,5393 | 1,9888 | 13,4275 | 47,107 |
| 2009 Jan. | 7,3603 | 4,7291 | 18,3762 | 2,4132 | 9,2164 | 62,354 | 42,3282 | 1,4935 | 1,9742 | 13,1255 | 46,218 |
| Febr. | 7,4309 | 4,6466 | 18,6536 | 2,4851 | 8,7838 | 60,832 | 45,8079 | 1,4904 | 1,9411 | 12,8005 | 45,156 |
| März | 7,4430 | 4,7949 | 19,1278 | 2,4527 | 8,8388 | 63,105 | 45,1451 | 1,5083 | 1,9949 | 12,9870 | 46,667 |
| April | 7,4172 | 4,7562 | 17,7645 | 2,3123 | 8,7867 | 63,462 | 44,2135 | 1,5147 | 1,9823 | 11,8784 | 46,741 |
| Mai | 7,3515 | 4,8057 | 17,9969 | 2,2663 | 8,7943 | 64,600 | 43,5678 | 1,5118 | 1,9939 | 11,4475 | 47,241 |
| Juni | 7,2954 | 4,9305 | 18,6813 | 2,1967 | 8,9388 | 67,036 | 43,5553 | 1,5148 | 2,0357 | 11,2718 | 47,844 |
| Juli | 7,3307 | 4,9963 | 18,8143 | 2,1873 | 8,9494 | 67,724 | 44,3881 | 1,5202 | 2,0421 | 11,2007 | 47,969 |
| Aug. | 7,3287 | 5,0185 | 18,5571 | 2,1097 | 8,6602 | 68,803 | 45,1972 | 1,5236 | 2,0577 | 11,3415 | 48,543 |
| Sept. | 7,3102 | 5,0862 | 19,5255 | 2,0691 | 8,5964 | 69,967 | 44,7624 | 1,5148 | 2,0720 | 10,9495 | 49,239 |
| Okt. | 7,2419 | 5,0425 | 19,5856 | 2,0065 | 8,3596 | 69,419 | 43,6188 | 1,5138 | 2,0714 | 11,0938 | 49,504 |
| Nov. | 7,2952 | 5,0553 | 19,5478 | 2,0450 | 8,4143 | 70,165 | 43,1835 | 1,5105 | 2,0711 | 11,2134 | 49,634 |
| Dez. | 7,2907 | 4,9859 | 18,7787 | 2,0383 | 8,4066 | 67,706 | 43,9019 | 1,5021 | 2,0392 | 10,9261 | 48,544 |
| 2010 Jan. | 7,2938 | 4,8170 | 18,2820 | 1,9646 | 8,1817 | 65,702 | 42,5749 | 1,4765 | 1,9930 | 10,6492 | 47,150 |
| Febr. | 7,3029 | 4,6743 | 17,7154 | 1,9615 | 8,0971 | 63,317 | 41,2845 | 1,4671 | 1,9326 | 10,4964 | 45,360 |
| März | 7,2616 | 4,5083 | 17,0587 | 1,9301 | 8,0369 | 61,999 | 40,1219 | 1,4482 | 1,8990 | 10,0589 | 44,111 |
| April | 7,2594 | 4,2935 | 16,3957 | 1,8814 | 7,9323 | 59,788 | 39,1335 | 1,4337 | 1,8505 | 9,8658 | 43,279 |

* Siehe Erläuterungen (Seite 65 ff.); Durchschnitte der Euro-Referenzkurse eigene Berechnungen auf Basis der täglichen Euro-Referenzkurse der EZB. — 1 Berechnungen der EZB. — 2 Bis März 2005 Indikativkurse der

EZB. — 3 Bis Dezember 2007 Indikativkurse der EZB. — 4 Bis September 2000 Indikativkurse der EZB. — 5 Währungsumstellung mit Wirkung vom

I. Devisenkurse im Euro-Währungsgebiet und in Deutschland

| | | | | | | | Effektiver Wechselkurs des Euro 1) | | | | Zeit |
|--|---|-----------------------------------|------------------------------|---|---------------------------------------|---|------------------------------------|---|---------|---|-----------|
| Türkei Türkische Lira / Neue türkische Lira TRL 4) / TRY 5) | Vereinigte Staaten US-Dollar USD | Griechenland Drachme GRD 6) | Slowenien Tolar SIT 6) | Malta Maltesische Lira MTL 4) 6) | Zypern Zyprien- Pfund CYP 6) | Slowakei Slowakische Krone SKK 4) 6) | EWK-21 | | EWK-41 | | |
| | | | | | | | Nominal | Real, auf Basis der Verbraucher- preisindizes | Nominal | Real, auf Basis der Verbraucher- preisindizes | |
| | | | | | | | 1. Vj. 1999 = 100 | | | | |
| Durchschnitt im Jahr | | | | | | | | | | | |
| 447 238 | 1,0658 | 325,76 | 194,4732 | 0,4258 | 0,57884 | 44,123 | 96,1 | 96,0 | 96,5 | 95,8 | 1999 |
| 574 816 | 0,9236 | 336,63 | 206,6127 | 0,4041 | 0,57392 | 42,602 | 86,8 | 86,5 | 87,9 | 85,8 | 2000 |
| 1 102 425 | 0,8956 | - | 217,9797 | 0,4030 | 0,57589 | 43,300 | 87,3 | 87,0 | 90,2 | 86,9 | 2001 |
| 1 439 680 | 0,9456 | - | 225,9772 | 0,4089 | 0,57530 | 42,694 | 89,7 | 90,1 | 94,7 | 90,5 | 2002 |
| 1 694 851 | 1,1312 | - | 233,8493 | 0,4261 | 0,58409 | 41,489 | 100,3 | 101,3 | 106,6 | 101,4 | 2003 |
| 1 777 052 | 1,2439 | - | 239,0874 | 0,4280 | 0,58185 | 40,022 | 104,2 | 105,1 | 111,2 | 105,0 | 2004 |
| 5) 1,6771 | 1,2441 | - | 239,5681 | 0,4299 | 0,57683 | 38,599 | 102,7 | 103,7 | 109,2 | 102,5 | 2005 |
| 1,8090 | 1,2556 | - | 239,5961 | 0,4293 | 0,57578 | 37,234 | 102,6 | 103,7 | 109,3 | 101,8 | 2006 |
| 1,7865 | 1,3705 | - | - | 0,4293 | 0,58263 | 33,775 | 106,3 | 106,8 | 113,0 | 104,2 | 2007 |
| 1,9064 | 1,4708 | - | - | - | - | 31,262 | 110,5 | 110,1 | 118,0 | 107,0 | 2008 |
| 2,1631 | 1,3948 | - | - | - | - | - | 111,7 | 110,6 | 120,6 | 107,8 | 2009 |
| Stand am Jahresende | | | | | | | | | | | |
| 544 641 | 1,0046 | 330,30 | 198,9055 | 0,4151 | 0,57667 | 42,402 | . | . | . | . | 1999 |
| 624 267 | 0,9305 | 340,75 | 213,5401 | 0,4075 | 0,57369 | 43,933 | . | . | . | . | 2000 |
| 1 269 500 | 0,8813 | - | 218,8364 | 0,3994 | 0,57504 | 42,780 | . | . | . | . | 2001 |
| 1 738 000 | 1,0487 | - | 230,1577 | 0,4182 | 0,57316 | 41,503 | . | . | . | . | 2002 |
| 1 771 638 | 1,2630 | - | 236,7000 | 0,4317 | 0,58637 | 41,170 | . | . | . | . | 2003 |
| 1 836 200 | 1,3621 | - | 239,7600 | 0,4343 | 0,58000 | 38,745 | . | . | . | . | 2004 |
| 5) 1,5924 | 1,1797 | - | 239,5000 | 0,4293 | 0,57350 | 37,880 | . | . | . | . | 2005 |
| 1,8640 | 1,3170 | - | 239,6400 | 0,4293 | 0,57820 | 34,435 | . | . | . | . | 2006 |
| 1,7170 | 1,4721 | - | - | 0,4293 | 0,585274 | 33,583 | . | . | . | . | 2007 |
| 2,1488 | 1,3917 | - | - | - | - | 30,126 | . | . | . | . | 2008 |
| 2,1547 | 1,4406 | - | - | - | - | - | . | . | . | . | 2009 |
| Durchschnitt im Monat | | | | | | | | | | | |
| 1,7728 | 1,3419 | - | - | 0,4293 | 0,58352 | 34,002 | 105,6 | 106,1 | 112,0 | 103,4 | 2007 Juni |
| 1,7574 | 1,3716 | - | - | 0,4293 | 0,58412 | 33,326 | 106,2 | 106,7 | 112,6 | 103,9 | Juli |
| 1,7921 | 1,3622 | - | - | 0,4293 | 0,58420 | 33,603 | 105,8 | 106,1 | 112,6 | 103,7 | Aug. |
| 1,7536 | 1,3896 | - | - | 0,4293 | 0,58420 | 33,829 | 106,8 | 107,1 | 113,5 | 104,5 | Sept. |
| 1,7089 | 1,4227 | - | - | 0,4293 | 0,58420 | 33,624 | 107,9 | 108,1 | 114,4 | 105,1 | Okt. |
| 1,7498 | 1,4684 | - | - | 0,4293 | 0,58420 | 33,232 | 109,4 | 109,6 | 116,2 | 106,6 | Nov. |
| 1,7195 | 1,4570 | - | - | 0,4293 | 0,58511 | 33,404 | 109,5 | 109,4 | 116,0 | 106,2 | Dez. |
| 1,7322 | 1,4718 | - | - | - | - | 33,546 | 110,1 | 109,9 | 116,6 | 106,6 | 2008 Jan. |
| 1,7632 | 1,4748 | - | - | - | - | 33,085 | 109,8 | 109,3 | 116,5 | 106,0 | Febr. |
| 1,9309 | 1,5527 | - | - | - | - | 32,499 | 112,6 | 112,3 | 119,9 | 109,3 | März |
| 2,0500 | 1,5751 | - | - | - | - | 32,374 | 113,7 | 113,2 | 121,2 | 110,1 | April |
| 1,9408 | 1,5557 | - | - | - | - | 31,466 | 113,2 | 112,9 | 120,5 | 109,5 | Mai |
| 1,9206 | 1,5553 | - | - | - | - | 30,322 | 113,0 | 112,7 | 120,4 | 109,4 | Juni |
| 1,9128 | 1,5770 | - | - | - | - | 30,319 | 113,2 | 112,7 | 120,6 | 109,4 | Juli |
| 1,7669 | 1,4975 | - | - | - | - | 30,334 | 110,9 | 110,3 | 117,8 | 106,6 | Aug. |
| 1,7843 | 1,4370 | - | - | - | - | 30,283 | 109,3 | 108,5 | 116,4 | 105,2 | Sept. |
| 1,9612 | 1,3322 | - | - | - | - | 30,459 | 105,8 | 105,2 | 113,8 | 102,7 | Okt. |
| 2,0342 | 1,2732 | - | - | - | - | 30,385 | 105,0 | 104,5 | 113,0 | 102,0 | Nov. |
| 2,0894 | 1,3449 | - | - | - | - | 30,196 | 110,2 | 109,7 | 118,7 | 107,1 | Dez. |
| 2,1233 | 1,3239 | - | - | - | - | - | 109,8 | 109,2 | 118,6 | 106,8 | 2009 Jan. |
| 2,1280 | 1,2785 | - | - | - | - | - | 108,7 | 108,0 | 117,7 | 105,9 | Febr. |
| 2,2340 | 1,3050 | - | - | - | - | - | 111,1 | 110,3 | 120,4 | 108,0 | März |
| 2,1277 | 1,3190 | - | - | - | - | - | 110,3 | 109,5 | 119,1 | 106,8 | April |
| 2,1251 | 1,3650 | - | - | - | - | - | 110,8 | 109,9 | 119,5 | 107,1 | Mai |
| 2,1675 | 1,4016 | - | - | - | - | - | 112,0 | 111,1 | 120,7 | 108,3 | Juni |
| 2,1378 | 1,4088 | - | - | - | - | - | 111,6 | 110,5 | 120,5 | 107,7 | Juli |
| 2,1236 | 1,4268 | - | - | - | - | - | 111,7 | 110,6 | 120,6 | 107,8 | Aug. |
| 2,1711 | 1,4562 | - | - | - | - | - | 112,9 | 111,6 | 122,0 | 108,7 | Sept. |
| 2,1823 | 1,4816 | - | - | - | - | - | 114,3 | 112,8 | 123,0 | 109,5 | Okt. |
| 2,2262 | 1,4914 | - | - | - | - | - | 114,0 | 112,5 | 122,9 | 109,2 | Nov. |
| 2,2013 | 1,4614 | - | - | - | - | - | 113,0 | 111,3 | 121,7 | 107,9 | Dez. |
| 2,1028 | 1,4272 | - | - | - | - | - | 110,8 | 108,9 | 119,1 | 105,3 | 2010 Jan. |
| 2,0756 | 1,3686 | - | - | - | - | - | 108,0 | 106,0 | 116,2 | 102,5 | Febr. |
| 2,0821 | 1,3569 | - | - | - | - | - | 107,4 | 105,7 | 115,2 | 101,8 | März |
| 1,9983 | 1,3406 | - | - | - | - | - | 106,1 | p) 104,4 | 113,5 | 100,2 | April |

1. Januar 2005: 1 000 000 türkische Lira (TRL) = 1 Neue türkische Lira (TRY) bzw. seit 1. Januar 2009 türkische Lira (TRY). — 6 Beitritt zum Euro-Wäh-

rungsgebiet siehe Seite 18 (Tabelle I.6). — 7 Durchschnitt vom 13. Januar bis 29. Dezember 2000.

I. Devisenkurse im Euro-Währungsgebiet und in Deutschland

noch: 1. Euro-Referenzkurse der Europäischen Zentralbank *) und effektive Wechselkurse des Euro

| | | 1 EUR = ... WE | | | | | | | | | |
|------------|------|----------------|--------------------|----------------------|----------|-----------|-----------|----------|-----------------------|------------------------|--------|
| | | Bulgarien | Dänemark | Estland | Lettland | Litauen | Polen | Rumänien | Schweden | Tschechische Republik | |
| Zeit | | Lew BGN | Dänische Krone DKK | Estonische Krone EEK | Lats LVL | Litas LTL | Zloty PLN | Leu RON | Schwedische Krone SEK | Tschechische Krone CZK | |
| | | Tageskurs | | | | | | | | | |
| 2010 Febr. | 1. | 1,9558 | 7,4454 | 15,6466 | 0,7087 | 3,4528 | 4,0045 | 4,0863 | 10,1417 | 26,065 | |
| | 2. | 1,9558 | 7,4454 | 15,6466 | 0,7087 | 3,4528 | 3,9917 | 4,0915 | 10,1229 | 25,998 | |
| | 3. | 1,9558 | 7,4450 | 15,6466 | 0,7089 | 3,4528 | 3,9827 | 4,1005 | 10,1060 | 26,024 | |
| | 4. | 1,9558 | 7,4446 | 15,6466 | 0,7091 | 3,4528 | 4,0280 | 4,1250 | 10,1330 | 26,120 | |
| | 5. | 1,9558 | 7,4449 | 15,6466 | 0,7087 | 3,4528 | 4,0875 | 4,1435 | 10,2405 | 26,185 | |
| | 8. | 1,9558 | 7,4442 | 15,6466 | 0,7088 | 3,4528 | 4,1040 | 4,1370 | 10,1616 | 26,168 | |
| | 9. | 1,9558 | 7,4448 | 15,6466 | 0,7092 | 3,4528 | 4,0775 | 4,1280 | 10,1217 | 26,099 | |
| | 10. | 1,9558 | 7,4449 | 15,6466 | 0,7091 | 3,4528 | 4,0663 | 4,1180 | 10,0335 | 26,108 | |
| | 11. | 1,9558 | 7,4452 | 15,6466 | 0,7094 | 3,4528 | 4,0285 | 4,1045 | 9,9598 | 26,008 | |
| | 12. | 1,9558 | 7,4445 | 15,6466 | 0,7091 | 3,4528 | 4,0172 | 4,1268 | 9,9144 | 26,025 | |
| | 15. | 1,9558 | 7,4437 | 15,6466 | 0,7085 | 3,4528 | 4,0168 | 4,1150 | 9,8805 | 26,002 | |
| | 16. | 1,9558 | 7,4430 | 15,6466 | 0,7086 | 3,4528 | 4,0135 | 4,1134 | 9,8770 | 26,028 | |
| | 17. | 1,9558 | 7,4435 | 15,6466 | 0,7092 | 3,4528 | 3,9770 | 4,1188 | 9,8183 | 25,929 | |
| | 18. | 1,9558 | 7,4432 | 15,6466 | 0,7090 | 3,4528 | 4,0008 | 4,1351 | 9,7913 | 25,720 | |
| | 19. | 1,9558 | 7,4429 | 15,6466 | 0,7092 | 3,4528 | 4,0043 | 4,1310 | 9,8460 | 25,765 | |
| | 22. | 1,9558 | 7,4436 | 15,6466 | 0,7093 | 3,4528 | 3,9620 | 4,1270 | 9,8090 | 25,750 | |
| | 23. | 1,9558 | 7,4434 | 15,6466 | 0,7093 | 3,4528 | 3,9703 | 4,1241 | 9,7913 | 25,805 | |
| | 24. | 1,9558 | 7,4427 | 15,6466 | 0,7093 | 3,4528 | 3,9926 | 4,1260 | 9,7850 | 25,880 | |
| | 25. | 1,9558 | 7,4427 | 15,6466 | 0,7093 | 3,4528 | 3,9926 | 4,1260 | 9,7496 | 25,935 | |
| | 26. | 1,9558 | 7,4428 | 15,6466 | 0,7092 | 3,4528 | 3,9698 | 4,1145 | 9,7260 | 25,970 | |
| | März | 1. | 1,9558 | 7,4427 | 15,6466 | 0,7092 | 3,4528 | 3,9400 | 4,1110 | 9,7649 | 25,933 |
| | | 2. | 1,9558 | 7,4423 | 15,6466 | 0,7093 | 3,4528 | 3,9147 | 4,1066 | 9,7316 | 25,770 |
| | | 3. | 1,9558 | 7,4420 | 15,6466 | 0,7093 | 3,4528 | 3,9000 | 4,1005 | 9,7945 | 25,765 |
| | | 4. | 1,9558 | 7,4423 | 15,6466 | 0,7091 | 3,4528 | 3,9010 | 4,0885 | 9,7430 | 25,818 |
| | | 5. | 1,9558 | 7,4421 | 15,6466 | 0,7089 | 3,4528 | 3,8755 | 4,0910 | 9,7178 | 25,771 |
| | | 8. | 1,9558 | 7,4420 | 15,6466 | 0,7084 | 3,4528 | 3,8681 | 4,0900 | 9,6794 | 25,578 |
| 9. | | 1,9558 | 7,4417 | 15,6466 | 0,7084 | 3,4528 | 3,8954 | 4,1000 | 9,7280 | 25,666 | |
| 10. | | 1,9558 | 7,4411 | 15,6466 | 0,7080 | 3,4528 | 3,8600 | 4,0950 | 9,7180 | 25,616 | |
| 11. | | 1,9558 | 7,4409 | 15,6466 | 0,7080 | 3,4528 | 3,9012 | 4,0953 | 9,7285 | 25,555 | |
| 12. | | 1,9558 | 7,4412 | 15,6466 | 0,7082 | 3,4528 | 3,9040 | 4,0915 | 9,7288 | 25,517 | |
| 15. | | 1,9558 | 7,4414 | 15,6466 | 0,7076 | 3,4528 | 3,8950 | 4,0880 | 9,7143 | 25,490 | |
| 16. | | 1,9558 | 7,4407 | 15,6466 | 0,7077 | 3,4528 | 3,8865 | 4,0893 | 9,7242 | 25,504 | |
| 17. | | 1,9558 | 7,4406 | 15,6466 | 0,7078 | 3,4528 | 3,8682 | 4,0812 | 9,7403 | 25,402 | |
| 18. | | 1,9558 | 7,4407 | 15,6466 | 0,7081 | 3,4528 | 3,8730 | 4,0776 | 9,7243 | 25,284 | |
| 19. | | 1,9558 | 7,4409 | 15,6466 | 0,7079 | 3,4528 | 3,8795 | 4,0820 | 9,6775 | 25,365 | |
| 22. | | 1,9558 | 7,4404 | 15,6466 | 0,7080 | 3,4528 | 3,9250 | 4,0915 | 9,7585 | 25,465 | |
| 23. | | 1,9558 | 7,4405 | 15,6466 | 0,7081 | 3,4528 | 3,8952 | 4,0725 | 9,7285 | 25,442 | |
| 24. | | 1,9558 | 7,4404 | 15,6466 | 0,7079 | 3,4528 | 3,8886 | 4,0685 | 9,6922 | 25,378 | |
| 25. | | 1,9558 | 7,4417 | 15,6466 | 0,7074 | 3,4528 | 3,8880 | 4,0633 | 9,6650 | 25,363 | |
| 26. | | 1,9558 | 7,4418 | 15,6466 | 0,7078 | 3,4528 | 3,8893 | 4,0718 | 9,7083 | 25,418 | |
| 29. | | 1,9558 | 7,4419 | 15,6466 | 0,7080 | 3,4528 | 3,8916 | 4,0682 | 9,7760 | 25,453 | |
| 30. | | 1,9558 | 7,4439 | 15,6466 | 0,7088 | 3,4528 | 3,8759 | 4,0715 | 9,7803 | 25,443 | |
| 31. | | 1,9558 | 7,4447 | 15,6466 | 0,7085 | 3,4528 | 3,8673 | 4,0970 | 9,7135 | 25,440 | |
| April | | 1. | 1,9558 | 7,4448 | 15,6466 | 0,7089 | 3,4528 | 3,8458 | 4,1081 | 9,7288 | 25,385 |
| | | 6. | 1,9558 | 7,4441 | 15,6466 | 0,7076 | 3,4528 | 3,8349 | 4,0940 | 9,6630 | 25,295 |
| | | 7. | 1,9558 | 7,4435 | 15,6466 | 0,7070 | 3,4528 | 3,8385 | 4,0943 | 9,6755 | 25,240 |
| | | 8. | 1,9559 | 7,4438 | 15,6466 | 0,7068 | 3,4528 | 3,8498 | 4,1185 | 9,6785 | 25,190 |
| | | 9. | 1,9558 | 7,4430 | 15,6466 | 0,7064 | 3,4528 | 3,8770 | 4,1423 | 9,6941 | 25,232 |
| | | 12. | 1,9558 | 7,4430 | 15,6466 | 0,7065 | 3,4528 | 3,8665 | 4,1280 | 9,7460 | 25,165 |
| | | 13. | 1,9558 | 7,4435 | 15,6466 | 0,7066 | 3,4528 | 3,8828 | 4,1390 | 9,7575 | 25,155 |
| | | 14. | 1,9558 | 7,4431 | 15,6466 | 0,7082 | 3,4528 | 3,8549 | 4,1440 | 9,7327 | 25,048 |
| | 15. | 1,9558 | 7,4428 | 15,6466 | 0,7082 | 3,4528 | 3,8583 | 4,1411 | 9,7069 | 25,085 | |
| | 16. | 1,9558 | 7,4424 | 15,6466 | 0,7081 | 3,4528 | 3,8743 | 4,1463 | 9,6870 | 25,178 | |
| | 19. | 1,9558 | 7,4427 | 15,6466 | 0,7080 | 3,4528 | 3,9031 | 4,1578 | 9,6980 | 25,250 | |
| | 20. | 1,9558 | 7,4423 | 15,6466 | 0,7074 | 3,4528 | 3,8861 | 4,1470 | 9,6450 | 25,309 | |
| | 21. | 1,9558 | 7,4421 | 15,6466 | 0,7077 | 3,4528 | 3,8713 | 4,1370 | 9,5954 | 25,286 | |
| | 22. | 1,9558 | 7,4420 | 15,6466 | 0,7075 | 3,4528 | 3,8795 | 4,1416 | 9,6152 | 25,365 | |
| | 23. | 1,9558 | 7,4422 | 15,6466 | 0,7077 | 3,4528 | 3,8823 | 4,1240 | 9,5910 | 25,405 | |
| | 26. | 1,9558 | 7,4420 | 15,6466 | 0,7077 | 3,4528 | 3,8788 | 4,1178 | 9,5680 | 25,430 | |
| | 27. | 1,9558 | 7,4422 | 15,6466 | 0,7080 | 3,4528 | 3,9166 | 4,1280 | 9,5770 | 25,514 | |
| | 28. | 1,9558 | 7,4423 | 15,6466 | 0,7080 | 3,4528 | 3,9315 | 4,1370 | 9,6258 | 25,570 | |
| | 29. | 1,9558 | 7,4421 | 15,6466 | 0,7081 | 3,4528 | 3,9153 | 4,1370 | 9,6267 | 25,540 | |
| | 30. | 1,9558 | 7,4425 | 15,6466 | 0,7074 | 3,4528 | 3,9163 | 4,1300 | 9,6217 | 25,527 | |
| | Mai | 3. | 1,9558 | 7,4425 | 15,6466 | 0,7071 | 3,4528 | 3,9160 | 4,1270 | 9,6095 | 25,570 |
| | | 4. | 1,9558 | 7,4428 | 15,6466 | 0,7071 | 3,4528 | 3,9585 | 4,1420 | 9,5896 | 25,710 |
| | | 5. | 1,9558 | 7,4427 | 15,6466 | 0,7067 | 3,4528 | 4,0320 | 4,1713 | 9,6419 | 25,878 |
| | | 6. | 1,9558 | 7,4430 | 15,6466 | 0,7072 | 3,4528 | 4,0923 | 4,1805 | 9,7120 | 25,968 |
| | | 7. | 1,9558 | 7,4435 | 15,6466 | 0,7072 | 3,4528 | 4,1483 | 4,1880 | 9,7633 | 25,976 |
| | | 10. | 1,9558 | 7,4419 | 15,6466 | 0,7074 | 3,4528 | 4,0280 | 4,1683 | 9,6861 | 25,603 |

*) Siehe Erläuterungen (Seite 65). — 1 Die EZB stellt seit dem 4. Dezember 2008 keinen Euro-Referenzkurs für isländische Kronen fest.

I. Devisenkurse im Euro-Währungsgebiet und in Deutschland

| Ungarn | Vereinigtes Königreich | Australien | Brasilien | China | Hongkong | Indien | Indonesien | Island | Zeit |
|------------------|---------------------------|--------------------------------|-------------|----------------------|----------------------------|-----------------------|---------------|--------------------------------|---------------|
| Forint HUF | Pfund Sterling GBP | Australischer Dollar AUD | Real BRL | Renminbi Yuan CNY | Hongkong- Dollar HKD | Indische Rupie INR | Rupiah IDR | Isländische Krone ISK 1) | |
| Tageskurs | | | | | | | | | |
| 271,35 | 0,87485 | 1,5748 | 2,6120 | 9,4990 | 10,8066 | 64,5220 | 13 074,66 | – | 2010 Febr. 1. |
| 270,25 | 0,87375 | 1,5815 | 2,5703 | 9,5147 | 10,8263 | 64,4000 | 13 037,03 | – | 2. |
| 270,02 | 0,87620 | 1,5759 | 2,5653 | 9,5463 | 10,8580 | 64,2910 | 12 987,40 | – | 3. |
| 272,60 | 0,87310 | 1,5726 | 2,5765 | 9,4532 | 10,7583 | 64,0490 | 12 942,49 | – | 4. |
| 274,10 | 0,87325 | 1,5822 | 2,5758 | 9,3470 | 10,6395 | 64,0700 | 12 938,22 | – | 5. |
| 273,90 | 0,87610 | 1,5765 | 2,5681 | 9,3355 | 10,6263 | 64,0130 | 12 861,76 | – | 8. |
| 272,00 | 0,88040 | 1,5729 | 2,5549 | 9,3935 | 10,6906 | 64,1970 | 12 878,09 | – | 9. |
| 271,55 | 0,87980 | 1,5700 | 2,5411 | 9,3847 | 10,6766 | 63,8840 | 12 871,34 | – | 10. |
| 270,50 | 0,87750 | 1,5446 | 2,5342 | 9,3757 | 10,6590 | 63,7900 | 12 850,95 | – | 11. |
| 270,48 | 0,86910 | 1,5366 | 2,5284 | 9,2737 | 10,5464 | 63,1000 | 12 674,61 | – | 12. |
| 271,38 | 0,86760 | 1,5304 | 2,5284 | 9,2977 | 10,5736 | 63,0340 | 12 722,54 | – | 15. |
| 272,37 | 0,87050 | 1,5229 | 2,5312 | 9,3264 | 10,6062 | 63,0745 | 12 712,64 | – | 16. |
| 270,83 | 0,86900 | 1,5191 | 2,5143 | 9,3790 | 10,6634 | 63,2950 | 12 739,58 | – | 17. |
| 271,18 | 0,87040 | 1,5115 | 2,4886 | 9,2703 | 10,5364 | 62,7810 | 12 638,17 | – | 18. |
| 271,30 | 0,87830 | 1,5171 | 2,4557 | 9,2375 | 10,4999 | 62,6000 | 12 620,45 | – | 19. |
| 269,75 | 0,87970 | 1,5113 | 2,4528 | 9,3017 | 10,5789 | 62,9730 | 12 667,32 | – | 22. |
| 269,80 | 0,88020 | 1,5070 | 2,4692 | 9,2686 | 10,5382 | 62,7460 | 12 625,71 | – | 23. |
| 270,50 | 0,87750 | 1,5191 | 2,4680 | 9,2485 | 10,5185 | 62,6990 | 12 616,76 | – | 24. |
| 270,45 | 0,88090 | 1,5186 | 2,4678 | 9,2087 | 10,4727 | 62,5000 | 12 609,31 | – | 25. |
| 269,90 | 0,89270 | 1,5240 | 2,4719 | 9,2629 | 10,5336 | 62,5640 | 12 652,04 | – | 26. |
| 269,45 | 0,90670 | 1,5105 | 2,4471 | 9,2326 | 10,5007 | 62,4110 | 12 519,70 | – | März 1. |
| 266,90 | 0,90635 | 1,4994 | 2,4253 | 9,2485 | 10,5180 | 62,2460 | 12 600,11 | – | 2. |
| 266,02 | 0,90570 | 1,5116 | 2,4418 | 9,3111 | 10,5891 | 62,5100 | 12 644,45 | – | 3. |
| 266,50 | 0,90500 | 1,5149 | 2,4435 | 9,3303 | 10,6105 | 62,6200 | 12 667,29 | – | 4. |
| 266,78 | 0,90250 | 1,5043 | 2,4215 | 9,2718 | 10,5438 | 61,9260 | 12 542,52 | – | 5. |
| 265,34 | 0,90240 | 1,4970 | 2,4275 | 9,3269 | 10,6001 | 62,1050 | 12 550,47 | – | 8. |
| 267,20 | 0,90640 | 1,4938 | 2,4345 | 9,2544 | 10,5208 | 61,8270 | 12 487,33 | – | 9. |
| 266,87 | 0,91140 | 1,4855 | 2,4154 | 9,2900 | 10,5606 | 61,7660 | 12 484,00 | – | 10. |
| 266,92 | 0,90860 | 1,4916 | 2,4144 | 9,3231 | 10,5974 | 62,2960 | 12 542,26 | – | 11. |
| 266,15 | 0,90830 | 1,4991 | 2,4259 | 9,3953 | 10,6787 | 62,5500 | 12 568,35 | – | 12. |
| 264,60 | 0,91050 | 1,5022 | 2,4180 | 9,3550 | 10,6338 | 62,4850 | 12 566,08 | – | 15. |
| 264,19 | 0,90690 | 1,5005 | 2,4197 | 9,3672 | 10,6493 | 62,4650 | 12 581,48 | – | 16. |
| 262,24 | 0,89620 | 1,4898 | 2,4222 | 9,3898 | 10,6769 | 62,3800 | 12 562,44 | – | 17. |
| 261,92 | 0,89400 | 1,4821 | 2,4278 | 9,3245 | 10,6010 | 62,0920 | 12 483,42 | – | 18. |
| 262,70 | 0,89450 | 1,4727 | 2,4302 | 9,2486 | 10,5128 | 61,6500 | 12 336,82 | – | 19. |
| 265,30 | 0,89900 | 1,4815 | 2,4384 | 9,1961 | 10,4552 | 61,4080 | 12 296,59 | – | 22. |
| 264,61 | 0,90050 | 1,4742 | 2,4081 | 9,2285 | 10,4937 | 61,5860 | 12 328,89 | – | 23. |
| 264,03 | 0,89460 | 1,4655 | 2,3884 | 9,1054 | 10,3524 | 60,6100 | 12 180,34 | – | 24. |
| 263,73 | 0,89440 | 1,4619 | 2,3952 | 9,1183 | 10,3662 | 60,7700 | 12 173,12 | – | 25. |
| 265,03 | 0,90040 | 1,4778 | 2,4324 | 9,1161 | 10,3653 | 60,3800 | 12 169,47 | – | 26. |
| 266,00 | 0,89940 | 1,4734 | 2,4401 | 9,1958 | 10,4596 | 60,5100 | 12 240,18 | – | 29. |
| 265,90 | 0,89330 | 1,4650 | 2,4140 | 9,2025 | 10,4682 | 60,8020 | 12 241,67 | – | 30. |
| 265,75 | 0,88980 | 1,4741 | 2,4043 | 9,2006 | 10,4653 | 60,5140 | 12 227,26 | – | 31. |
| 264,78 | 0,88485 | 1,4685 | 2,3953 | 9,1937 | 10,4604 | 60,2020 | 12 249,89 | – | April 1. |
| 265,28 | 0,88240 | 1,4521 | 2,3662 | 9,1438 | 10,4030 | 59,5520 | 12 125,98 | – | 6. |
| 266,20 | 0,87885 | 1,4410 | 2,3446 | 9,1054 | 10,3568 | 59,3760 | 12 075,67 | – | 7. |
| 268,90 | 0,87500 | 1,4394 | 2,3752 | 9,0739 | 10,3181 | 59,1295 | 12 060,75 | – | 8. |
| 267,70 | 0,87200 | 1,4378 | 2,3752 | 9,1331 | 10,3839 | 59,2710 | 12 091,56 | – | 9. |
| 265,21 | 0,88250 | 1,4635 | 2,3971 | 9,2727 | 10,5396 | 60,3010 | 12 247,80 | – | 12. |
| 264,58 | 0,88120 | 1,4646 | 2,3845 | 9,2712 | 10,5414 | 60,5100 | 12 269,52 | – | 13. |
| 262,65 | 0,88140 | 1,4583 | 2,3744 | 9,2932 | 10,5665 | 60,2190 | 12 257,63 | – | 14. |
| 263,30 | 0,87735 | 1,4513 | 2,3741 | 9,2451 | 10,5119 | 60,1920 | 12 200,43 | – | 15. |
| 263,45 | 0,87710 | 1,4519 | 2,3670 | 9,2383 | 10,5062 | 59,9800 | 12 194,89 | – | 16. |
| 265,38 | 0,88050 | 1,4625 | 2,3738 | 9,1698 | 10,4270 | 60,0880 | 12 155,27 | – | 19. |
| 264,93 | 0,87650 | 1,4478 | 2,3576 | 9,2047 | 10,4688 | 60,0060 | 12 141,23 | – | 20. |
| 264,13 | 0,86900 | 1,4387 | 2,3426 | 9,1304 | 10,3814 | 59,5830 | 12 049,52 | – | 21. |
| 264,50 | 0,86675 | 1,4390 | 2,3441 | 9,1056 | 10,3535 | 59,3680 | 12 024,89 | – | 22. |
| 264,45 | 0,86730 | 1,4464 | 2,3447 | 9,0881 | 10,3327 | 59,2170 | 11 993,66 | – | 23. |
| 263,42 | 0,86240 | 1,4336 | 2,3254 | 9,0937 | 10,3421 | 59,1390 | 12 000,70 | – | 26. |
| 266,75 | 0,86705 | 1,4395 | 2,3278 | 9,0715 | 10,3178 | 59,0670 | 11 970,34 | – | 27. |
| 269,90 | 0,87080 | 1,4343 | 2,3308 | 9,0401 | 10,2883 | 59,1320 | 11 979,43 | – | 28. |
| 268,28 | 0,86785 | 1,4272 | 2,3044 | 9,0484 | 10,2936 | 59,0090 | 11 948,32 | – | 29. |
| 266,82 | 0,87030 | 1,4292 | 2,2959 | 9,0878 | 10,3367 | 59,0650 | 11 996,54 | – | 30. |
| 268,03 | 0,86800 | 1,4289 | 2,2936 | 9,0352 | 10,2767 | 58,8900 | 11 950,29 | – | Mai 3. |
| 273,40 | 0,86325 | 1,4293 | 2,2792 | 8,9352 | 10,1624 | 58,3970 | 11 814,18 | – | 4. |
| 276,83 | 0,85510 | 1,4250 | 2,2866 | 8,8223 | 10,0374 | 58,0800 | 11 819,16 | – | 5. |
| 279,42 | 0,84295 | 1,4075 | 2,2912 | 8,6882 | 9,8908 | 57,6720 | 11 688,58 | – | 6. |
| 281,60 | 0,86805 | 1,4345 | 2,3477 | 8,7000 | 9,9160 | 57,9690 | 11 757,50 | – | 7. |
| 273,20 | 0,86405 | 1,4311 | 2,3113 | 8,8533 | 10,0886 | 58,1660 | 11 772,16 | – | 10. |

I. Devisenkurse im Euro-Währungsgebiet und in Deutschland

noch: 1. Euro-Referenzkurse der Europäischen Zentralbank und effektive Wechselkurse des Euro *)

| | | 1 EUR = ... WE | | | | | | | | | |
|------------|------|----------------|------------------------------|-----------------|-------------|--------------------------------|------------------------------|------------------------------|-----------------------------|--------------------------------|--------|
| | | Japan | Kanada | Korea, Republik | Kroatien | Malaysia | Mexiko | Neuseeland | Norwegen | Philippinen | |
| Zeit | | Yen JPY | Kanadischer Dollar CAD | Won KRW | Kuna HRK | Malaysischer Ringgit MYR | Mexikanischer Peso MXN | Neuseeland- Dollar NZD | Norwegische Krone NOK | Philippinischer Peso PHP | |
| | | | | | | | | | | Tageskurs | |
| 2010 Febr. | 1. | 125,60 | 1,4868 | 1 627,10 | 7,3152 | 4,7509 | 18,1398 | 1,9774 | 8,1965 | 64,871 | |
| | 2. | 126,20 | 1,4768 | 1 616,23 | 7,3180 | 4,7602 | 17,9543 | 1,9706 | 8,1435 | 64,638 | |
| | 3. | 126,73 | 1,4832 | 1 603,97 | 7,3180 | 4,7539 | 18,0114 | 1,9660 | 8,1660 | 64,454 | |
| | 4. | 125,68 | 1,4701 | 1 593,98 | 7,3210 | 4,7371 | 17,9700 | 1,9879 | 8,1690 | 63,945 | |
| | 5. | 122,49 | 1,4698 | 1 601,26 | 7,3200 | 4,7152 | 18,0367 | 1,9862 | 8,2195 | 63,750 | |
| | 8. | 122,07 | 1,4640 | 1 602,60 | 7,3225 | 4,7063 | 18,0130 | 1,9914 | 8,1705 | 63,705 | |
| | 9. | 123,40 | 1,4680 | 1 601,45 | 7,3225 | 4,7235 | 18,0645 | 1,9877 | 8,1520 | 63,836 | |
| | 10. | 123,01 | 1,4667 | 1 591,64 | 7,3230 | 4,7149 | 17,9438 | 1,9827 | 8,1110 | 63,800 | |
| | 11. | 123,03 | 1,4502 | 1 585,77 | 7,3163 | 4,7018 | 17,9363 | 1,9633 | 8,0975 | 63,404 | |
| | 12. | 122,33 | 1,4269 | 1 563,39 | 7,3155 | 4,6423 | 17,6572 | 1,9560 | 8,0630 | 62,779 | |
| | 15. | 122,42 | 1,4253 | 1 572,96 | 7,3093 | 4,6609 | 17,5857 | 1,9510 | 8,0530 | 62,973 | |
| | 16. | 122,68 | 1,4264 | 1 571,65 | 7,2930 | 4,6753 | 17,6140 | 1,9419 | 8,0520 | 62,934 | |
| | 17. | 124,69 | 1,4306 | 1 568,46 | 7,2950 | 4,6514 | 17,6029 | 1,9398 | 8,0060 | 63,112 | |
| | 18. | 123,30 | 1,4177 | 1 560,70 | 7,2890 | 4,6138 | 17,4548 | 1,9358 | 8,0680 | 62,641 | |
| | 19. | 124,17 | 1,4215 | 1 568,07 | 7,2900 | 4,6147 | 17,3990 | 1,9477 | 8,1055 | 62,550 | |
| | 22. | 124,38 | 1,4133 | 1 563,37 | 7,2875 | 4,6349 | 17,3766 | 1,9382 | 8,0350 | 62,890 | |
| | 23. | 123,19 | 1,4172 | 1 559,06 | 7,2870 | 4,6060 | 17,4186 | 1,9383 | 8,0210 | 62,516 | |
| | 24. | 122,16 | 1,4306 | 1 559,43 | 7,2699 | 4,6107 | 17,4655 | 1,9588 | 8,0290 | 62,532 | |
| | 25. | 120,66 | 1,4278 | 1 568,99 | 7,2700 | 4,5954 | 17,2990 | 1,9539 | 8,0405 | 62,422 | |
| | 26. | 120,92 | 1,4354 | 1 573,95 | 7,2756 | 4,6175 | 17,3642 | 1,9549 | 8,0435 | 62,596 | |
| | März | 1. | 120,67 | 1,4266 | 1 562,24 | 7,2568 | 4,5775 | 17,2478 | 1,9442 | 8,0570 | 62,379 |
| | | 2. | 120,68 | 1,4029 | 1 558,38 | 7,2700 | 4,5796 | 17,2100 | 1,9442 | 8,0485 | 62,435 |
| | | 3. | 121,10 | 1,4097 | 1 563,72 | 7,2700 | 4,6004 | 17,3653 | 1,9767 | 8,0745 | 62,765 |
| | | 4. | 120,86 | 1,4071 | 1 565,19 | 7,2653 | 4,6075 | 17,3595 | 1,9826 | 8,0505 | 63,002 |
| | | 5. | 121,48 | 1,4011 | 1 548,62 | 7,2653 | 4,5690 | 17,2152 | 1,9708 | 8,0490 | 62,541 |
| | | 8. | 123,48 | 1,4023 | 1 547,28 | 7,2618 | 4,5590 | 17,2346 | 1,9457 | 8,0490 | 62,604 |
| 9. | | 121,72 | 1,3962 | 1 538,21 | 7,2628 | 4,5301 | 17,2072 | 1,9432 | 8,0410 | 62,035 | |
| 10. | | 123,16 | 1,3969 | 1 538,99 | 7,2660 | 4,5199 | 17,1705 | 1,9262 | 8,0125 | 62,128 | |
| 11. | | 123,84 | 1,4027 | 1 547,83 | 7,2580 | 4,5321 | 17,1955 | 1,9491 | 8,0115 | 62,434 | |
| 12. | | 124,57 | 1,4013 | 1 553,21 | 7,2580 | 4,5521 | 17,2641 | 1,9578 | 8,0330 | 62,856 | |
| 15. | | 124,30 | 1,3972 | 1 555,38 | 7,2500 | 4,5507 | 17,2053 | 1,9567 | 8,0155 | 62,655 | |
| 16. | | 124,22 | 1,3944 | 1 555,03 | 7,2570 | 4,5538 | 17,1894 | 1,9477 | 8,0145 | 62,740 | |
| 17. | | 124,43 | 1,3902 | 1 552,22 | 7,2577 | 4,5330 | 17,1792 | 1,9226 | 8,0100 | 62,711 | |
| 18. | | 123,33 | 1,3801 | 1 548,87 | 7,2580 | 4,5141 | 17,0286 | 1,9066 | 7,9990 | 62,416 | |
| 19. | | 122,86 | 1,3666 | 1 534,66 | 7,2600 | 4,4753 | 16,9574 | 1,9045 | 7,9730 | 61,698 | |
| 22. | | 121,25 | 1,3788 | 1 529,88 | 7,2600 | 4,4757 | 17,0644 | 1,9205 | 8,0445 | 61,530 | |
| 23. | | 122,16 | 1,3777 | 1 537,15 | 7,2605 | 4,4876 | 16,9224 | 1,9174 | 8,0420 | 61,632 | |
| 24. | | 122,62 | 1,3651 | 1 517,92 | 7,2625 | 4,4249 | 16,7078 | 1,9030 | 8,0280 | 60,746 | |
| 25. | | 123,44 | 1,3590 | 1 525,82 | 7,2630 | 4,4302 | 16,7264 | 1,8817 | 8,0770 | 60,906 | |
| 26. | | 124,00 | 1,3721 | 1 520,62 | 7,2628 | 4,4152 | 16,7447 | 1,8975 | 8,0980 | 60,769 | |
| 29. | | 124,75 | 1,3750 | 1 529,64 | 7,2627 | 4,4003 | 16,7633 | 1,8991 | 8,0670 | 61,029 | |
| 30. | | 124,80 | 1,3731 | 1 523,55 | 7,2640 | 4,4066 | 16,7339 | 1,8925 | 8,0410 | 61,056 | |
| 31. | | 125,93 | 1,3687 | 1 525,11 | 7,2638 | 4,3968 | 16,6573 | 1,9024 | 8,0135 | 60,920 | |
| April | | 1. | 126,28 | 1,3622 | 1 517,04 | 7,2638 | 4,3885 | 16,6195 | 1,9129 | 8,0168 | 60,838 |
| | | 6. | 126,04 | 1,3408 | 1 504,51 | 7,2717 | 4,3035 | 16,4160 | 1,9195 | 8,0124 | 60,190 |
| | | 7. | 125,04 | 1,3363 | 1 495,12 | 7,2710 | 4,2841 | 16,3415 | 1,8915 | 7,9650 | 59,766 |
| | | 8. | 123,76 | 1,3407 | 1 493,53 | 7,2650 | 4,2580 | 16,3839 | 1,8935 | 7,9505 | 59,764 |
| | | 9. | 125,34 | 1,3466 | 1 496,50 | 7,2618 | 4,2695 | 16,3178 | 1,8798 | 7,9365 | 59,785 |
| | | 12. | 126,99 | 1,3688 | 1 513,58 | 7,2695 | 4,3560 | 16,5968 | 1,9073 | 8,0085 | 60,776 |
| | | 13. | 126,34 | 1,3630 | 1 526,88 | 7,2590 | 4,3775 | 16,5590 | 1,9060 | 7,9940 | 60,686 |
| | | 14. | 127,42 | 1,3571 | 1 514,11 | 7,2570 | 4,3575 | 16,5400 | 1,9089 | 7,9955 | 60,615 |
| | 15. | 126,18 | 1,3536 | 1 500,18 | 7,2590 | 4,3192 | 16,5712 | 1,8972 | 7,9520 | 60,072 | |
| | 16. | 125,30 | 1,3567 | 1 502,86 | 7,2605 | 4,3177 | 16,4924 | 1,8973 | 7,9550 | 60,070 | |
| | 19. | 123,50 | 1,3680 | 1 501,86 | 7,2610 | 4,3224 | 16,5490 | 1,8965 | 7,9830 | 59,941 | |
| | 20. | 125,32 | 1,3665 | 1 507,69 | 7,2542 | 4,3209 | 16,4647 | 1,8961 | 7,9475 | 60,094 | |
| | 21. | 124,65 | 1,3335 | 1 481,31 | 7,2571 | 4,2740 | 16,3311 | 1,8811 | 7,8955 | 59,338 | |
| | 22. | 124,03 | 1,3341 | 1 478,28 | 7,2600 | 4,2671 | 16,2904 | 1,8759 | 7,8995 | 59,154 | |
| | 23. | 125,11 | 1,3337 | 1 475,95 | 7,2588 | 4,2439 | 16,2215 | 1,8702 | 7,8765 | 59,006 | |
| | 26. | 125,46 | 1,3310 | 1 470,83 | 7,2575 | 4,2407 | 16,1730 | 1,8417 | 7,8505 | 58,918 | |
| | 27. | 124,70 | 1,3340 | 1 475,19 | 7,2508 | 4,2362 | 16,2064 | 1,8454 | 7,8440 | 59,038 | |
| | 28. | 124,48 | 1,3402 | 1 481,87 | 7,2510 | 4,2616 | 16,3284 | 1,8475 | 7,8750 | 59,338 | |
| | 29. | 124,76 | 1,3292 | 1 477,79 | 7,2460 | 4,2320 | 16,2651 | 1,8339 | 7,8430 | 59,186 | |
| | 30. | 125,81 | 1,3379 | 1 475,46 | 7,2530 | 4,2402 | 16,2460 | 1,8254 | 7,8445 | 59,188 | |
| | Mai | 3. | 124,95 | 1,3422 | 1 480,71 | 7,2613 | 4,2487 | 16,2669 | 1,8140 | 7,8395 | 59,084 |
| | | 4. | 123,66 | 1,3329 | 1 459,71 | 7,2590 | 4,2048 | 16,1756 | 1,8045 | 7,8235 | 58,437 |
| | | 5. | 122,66 | 1,3280 | 1 453,21 | 7,2545 | 4,1751 | 16,2789 | 1,8014 | 7,8165 | 58,178 |
| | | 6. | 119,34 | 1,3142 | 1 452,70 | 7,2576 | 4,1458 | 16,2397 | 1,7544 | 7,7855 | 57,769 |
| | | 7. | 117,84 | 1,3229 | 1 472,54 | 7,2660 | 4,1737 | 16,4689 | 1,7867 | 7,9540 | 58,063 |
| | | 10. | 120,97 | 1,3249 | 1 468,17 | 7,2695 | 4,1507 | 16,2080 | 1,7848 | 7,8685 | 58,840 |

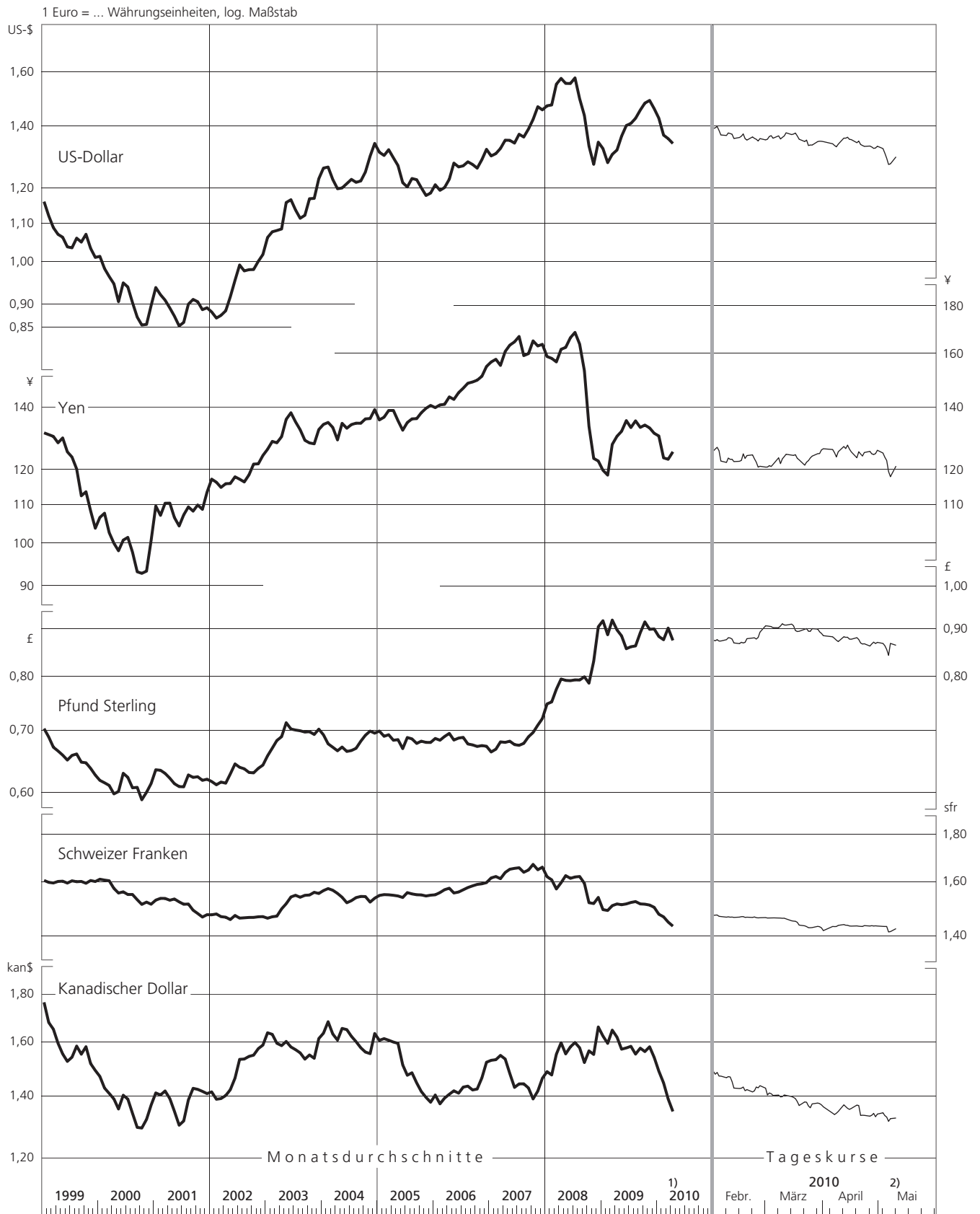
* Siehe Erläuterungen (Seite 65 ff.).

I. Devisenkurse im Euro-Währungsgebiet und in Deutschland

| Russische Föderation | Schweiz Schweizer Franken CHF | Singapur Singapur- Dollar SGD | Südafrika Rand ZAR | Thailand Baht THB | Türkei Türkische Lira TRY | Vereinigte Staaten US-Dollar USD | Nominaler effektiver Wechselkurs des Euro | Zeit |
|-------------------------|--|--|------------------------------|-----------------------------|-------------------------------------|---|--|---------------|
| | | | | | | | EWK-21 1. Vj. 1999 = 100 | |
| Tageskurse | | | | | | | | |
| 42,2510 | 1,4725 | 1,9650 | 10,5342 | 46,177 | 2,0745 | 1,3913 | 109,2 | 2010 Febr. 1. |
| 42,0475 | 1,4733 | 1,9641 | 10,4002 | 46,187 | 2,0720 | 1,3937 | 109,1 | 2. |
| 41,8600 | 1,4738 | 1,9703 | 10,4380 | 46,196 | 2,0741 | 1,3984 | 109,3 | 3. |
| 41,6850 | 1,4690 | 1,9597 | 10,4779 | 45,806 | 2,0735 | 1,3847 | 108,9 | 4. |
| 41,7350 | 1,4682 | 1,9475 | 10,5544 | 45,468 | 2,0785 | 1,3691 | 108,4 | 5. |
| 41,7060 | 1,4659 | 1,9450 | 10,6097 | 45,387 | 2,0851 | 1,3675 | 108,3 | 8. |
| 41,7640 | 1,4672 | 1,9511 | 10,5992 | 45,649 | 2,0800 | 1,3760 | 108,7 | 9. |
| 41,5800 | 1,4658 | 1,9483 | 10,5998 | 45,576 | 2,0791 | 1,3740 | 108,5 | 10. |
| 41,3730 | 1,4663 | 1,9377 | 10,5509 | 45,496 | 2,0758 | 1,3718 | 108,2 | 11. |
| 41,0880 | 1,4650 | 1,9198 | 10,4432 | 45,066 | 2,0619 | 1,3572 | 107,4 | 12. |
| 41,1370 | 1,4661 | 1,9203 | 10,4855 | 45,155 | 2,0611 | 1,3607 | 107,5 | 15. |
| 41,1587 | 1,4678 | 1,9205 | 10,5360 | 45,320 | 2,0649 | 1,3649 | 107,7 | 16. |
| 41,1850 | 1,4679 | 1,9264 | 10,4265 | 45,495 | 2,0666 | 1,3726 | 107,9 | 17. |
| 40,8190 | 1,4651 | 1,9102 | 10,3581 | 45,009 | 2,0633 | 1,3567 | 107,3 | 18. |
| 40,6330 | 1,4658 | 1,9125 | 10,4097 | 44,849 | 2,0616 | 1,3519 | 107,5 | 19. |
| 40,8580 | 1,4649 | 1,9188 | 10,4750 | 45,158 | 2,0681 | 1,3626 | 107,7 | 22. |
| 40,7940 | 1,4667 | 1,9125 | 10,4380 | 44,906 | 2,0849 | 1,3577 | 107,5 | 23. |
| 40,6900 | 1,4641 | 1,9099 | 10,5358 | 44,753 | 2,0958 | 1,3547 | 107,3 | 24. |
| 40,5950 | 1,4633 | 1,9029 | 10,5503 | 44,669 | 2,0894 | 1,3489 | 107,1 | 25. |
| 40,7305 | 1,4638 | 1,9090 | 10,5049 | 44,869 | 2,1016 | 1,3570 | 107,6 | 26. |
| | | | | | | | | |
| 40,5471 | 1,4644 | 1,9026 | 10,3907 | 44,474 | 2,0879 | 1,3525 | 107,7 | März 1. |
| 40,5145 | 1,4628 | 1,9015 | 10,2774 | 44,346 | 2,0793 | 1,3548 | 107,6 | 2. |
| 40,7000 | 1,4629 | 1,9104 | 10,2804 | 44,586 | 2,0986 | 1,3641 | 107,9 | 3. |
| 40,7000 | 1,4632 | 1,9109 | 10,1925 | 44,606 | 2,1120 | 1,3668 | 107,9 | 4. |
| 40,5220 | 1,4632 | 1,9004 | 10,1274 | 44,311 | 2,1001 | 1,3582 | 107,5 | 5. |
| 40,6165 | 1,4628 | 1,9110 | 10,0639 | 44,644 | 2,0880 | 1,3662 | 107,8 | 8. |
| 40,3985 | 1,4626 | 1,8990 | 10,0980 | 44,379 | 2,0894 | 1,3557 | 107,5 | 9. |
| 40,2815 | 1,4618 | 1,9036 | 10,0720 | 44,510 | 2,0933 | 1,3610 | 107,8 | 10. |
| 40,2450 | 1,4622 | 1,9095 | 10,1505 | 44,652 | 2,0950 | 1,3657 | 108,0 | 11. |
| 40,3055 | 1,4597 | 1,9178 | 10,1648 | 44,800 | 2,1018 | 1,3765 | 108,4 | 12. |
| 40,2696 | 1,4527 | 1,9146 | 10,1427 | 44,670 | 2,0922 | 1,3705 | 108,2 | 15. |
| 40,2510 | 1,4516 | 1,9155 | 10,1320 | 44,497 | 2,0944 | 1,3723 | 108,1 | 16. |
| 40,1270 | 1,4511 | 1,9165 | 10,0132 | 44,465 | 2,0821 | 1,3756 | 107,9 | 17. |
| 39,9500 | 1,4474 | 1,9040 | 9,9820 | 44,108 | 2,0815 | 1,3660 | 107,4 | 18. |
| 39,6750 | 1,4374 | 1,8906 | 9,8958 | 43,731 | 2,0776 | 1,3548 | 107,0 | 19. |
| 39,9540 | 1,4348 | 1,8923 | 9,9494 | 43,592 | 2,0884 | 1,3471 | 106,9 | 22. |
| 39,8828 | 1,4321 | 1,8948 | 9,9152 | 43,700 | 2,0863 | 1,3519 | 107,1 | 23. |
| 39,6200 | 1,4282 | 1,8739 | 9,8469 | 43,168 | 2,0611 | 1,3338 | 106,3 | 24. |
| 39,5415 | 1,4280 | 1,8765 | 9,8925 | 43,260 | 2,0545 | 1,3356 | 106,4 | 25. |
| 39,5250 | 1,4286 | 1,8756 | 9,9557 | 43,284 | 2,0521 | 1,3353 | 106,6 | 26. |
| 39,8145 | 1,4329 | 1,8845 | 9,9803 | 43,589 | 2,0641 | 1,3471 | 107,1 | 29. |
| 39,6675 | 1,4316 | 1,8863 | 9,9389 | 43,594 | 2,0583 | 1,3482 | 107,0 | 30. |
| 39,6950 | 1,4276 | 1,8862 | 9,8922 | 43,598 | 2,0512 | 1,3479 | 106,9 | 31. |
| | | | | | | | | |
| 39,5985 | 1,4179 | 1,8826 | 9,8023 | 43,609 | 2,0481 | 1,3468 | 106,7 | April 1. |
| 39,2735 | 1,4325 | 1,8721 | 9,7333 | 43,370 | 2,0243 | 1,3396 | 106,3 | 6. |
| 39,1435 | 1,4321 | 1,8619 | 9,6985 | 43,208 | 2,0039 | 1,3340 | 106,0 | 7. |
| 39,1742 | 1,4324 | 1,8561 | 9,7625 | 42,916 | 2,0008 | 1,3296 | 105,7 | 8. |
| 39,2025 | 1,4364 | 1,8627 | 9,7415 | 43,150 | 1,9969 | 1,3384 | 106,1 | 9. |
| 39,3946 | 1,4393 | 1,8898 | 9,8311 | 43,969 | 2,0198 | 1,3585 | 107,1 | 12. |
| 39,5025 | 1,4370 | 1,8916 | 9,8983 | 43,948 | 2,0217 | 1,3583 | 107,1 | 13. |
| 39,4845 | 1,4368 | 1,8734 | 9,9682 | 43,922 | 2,0162 | 1,3615 | 107,1 | 14. |
| 39,3300 | 1,4343 | 1,8612 | 9,9854 | 43,679 | 2,0040 | 1,3544 | 106,6 | 15. |
| 39,2950 | 1,4338 | 1,8568 | 9,9699 | 43,644 | 1,9968 | 1,3535 | 106,6 | 16. |
| 39,2675 | 1,4345 | 1,8554 | 10,0317 | 43,379 | 2,0093 | 1,3432 | 106,3 | 19. |
| 39,2535 | 1,4334 | 1,8551 | 10,0235 | 43,374 | 2,0064 | 1,3486 | 106,5 | 20. |
| 38,9845 | 1,4329 | 1,8366 | 9,9128 | 43,061 | 1,9852 | 1,3373 | 105,7 | 21. |
| 38,9285 | 1,4325 | 1,8311 | 9,9710 | 42,958 | 1,9820 | 1,3339 | 105,6 | 22. |
| 38,8592 | 1,4355 | 1,8260 | 9,9440 | 42,881 | 1,9763 | 1,3311 | 105,6 | 23. |
| 38,7700 | 1,4341 | 1,8220 | 9,8016 | 42,940 | 1,9667 | 1,3321 | 105,5 | 26. |
| 38,7900 | 1,4353 | 1,8205 | 9,8276 | 42,854 | 1,9779 | 1,3290 | 105,6 | 27. |
| 38,8205 | 1,4341 | 1,8198 | 9,8907 | 42,841 | 1,9860 | 1,3245 | 105,6 | 28. |
| 38,7577 | 1,4348 | 1,8145 | 9,7596 | 42,797 | 1,9673 | 1,3256 | 105,5 | 29. |
| 38,8390 | 1,4341 | 1,8217 | 9,7628 | 43,081 | 1,9757 | 1,3315 | 105,8 | 30. |
| | | | | | | | | |
| 38,7800 | 1,4328 | 1,8166 | 9,7870 | 42,880 | 1,9749 | 1,3238 | 105,5 | Mai 3. |
| 38,5400 | 1,4325 | 1,8012 | 9,8402 | 42,232 | 1,9704 | 1,3089 | 104,9 | 4. |
| 38,5110 | 1,4325 | 1,7904 | 9,8233 | 41,790 | 1,9606 | 1,2924 | 104,4 | 5. |
| 38,6150 | 1,4132 | 1,7715 | 9,7158 | 41,178 | 1,9566 | 1,2727 | 103,3 | 6. |
| 38,8980 | 1,4144 | 1,7777 | 9,8233 | 41,211 | 1,9923 | 1,2746 | 104,1 | 7. |
| 38,8691 | 1,4248 | 1,7885 | 9,6821 | 41,877 | 1,9690 | 1,2969 | 104,5 | 10. |

I. Devisenkurse im Euro-Währungsgebiet und in Deutschland

2. Euro-Referenzkurse wichtiger Währungen

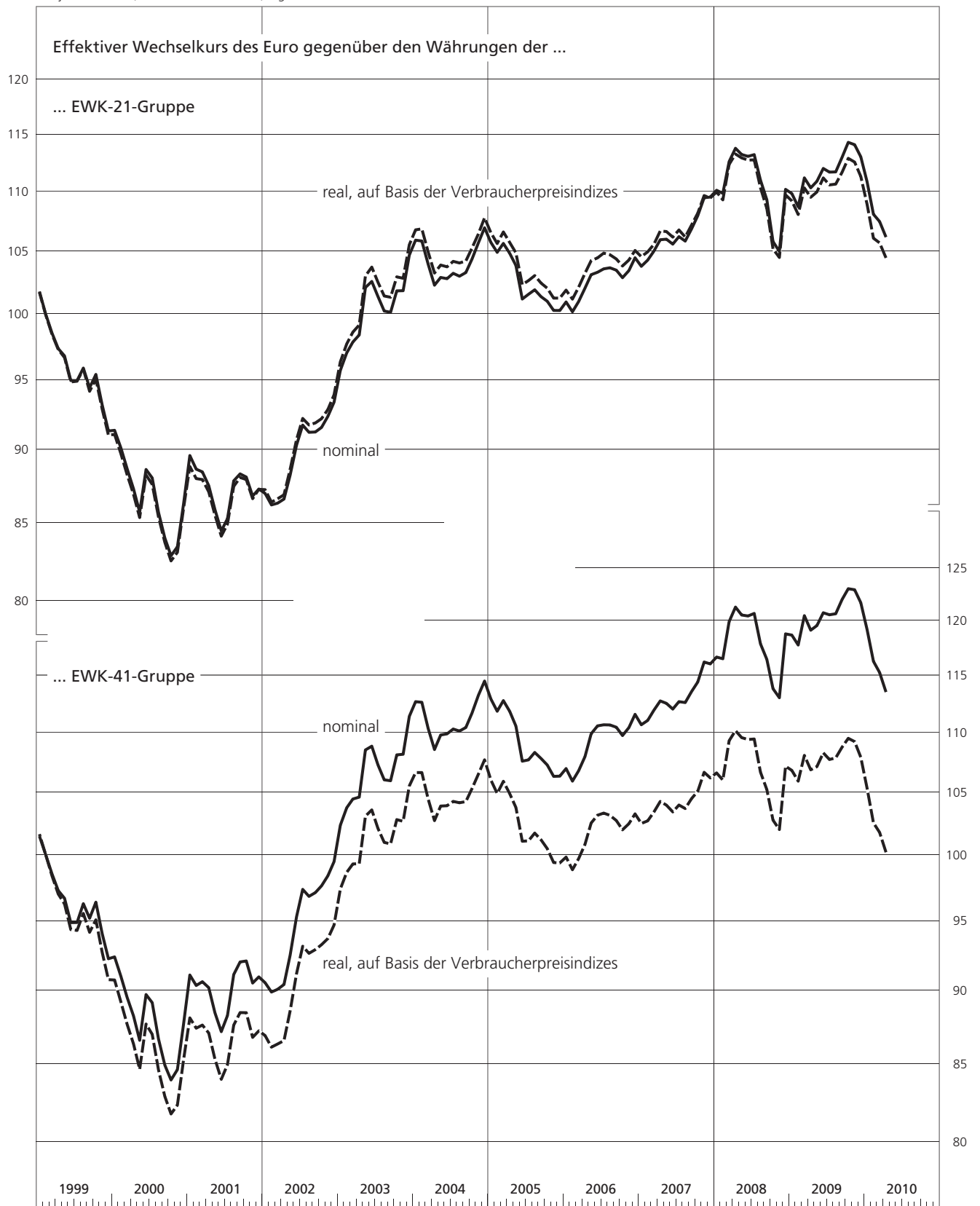


1 Letzter Monatsdurchschnitt: April 2010. — 2 Letzter Stand: 10. Mai 2010.

I. Devisenkurse im Euro-Währungsgebiet und in Deutschland

3. Effektiver Wechselkurs des Euro *)

1. Vj. 1999 = 100, Monatsdurchschnitte, log. Maßstab



* Quelle: EZB.

I. Devisenkurse im Euro-Währungsgebiet und in Deutschland

4. Euro / US-Dollar-Kurse im Tagesverlauf *)

1 EUR = ... USD

| Zeit | Uhrzeit | | | | | | | | | |
|------------|---------|--------|--------|--------|--------|--------|--------|--------|--------|--------|
| | 8.30 | 9.00 | 9.30 | 10.00 | 10.30 | 11.00 | 11.30 | 12.00 | 12.30 | 13.00 |
| 2010 Febr. | | | | | | | | | | |
| 1. | 1,3890 | 1,3884 | 1,3893 | 1,3893 | 1,3905 | 1,3910 | 1,3904 | 1,3897 | 1,3903 | 1,3897 |
| 2. | 1,3932 | 1,3934 | 1,3917 | 1,3917 | 1,3932 | 1,3933 | 1,3943 | 1,3936 | 1,3940 | 1,3947 |
| 3. | 1,3976 | 1,3974 | 1,3979 | 1,4000 | 1,4024 | 1,4011 | 1,4013 | 1,3994 | 1,4002 | 1,4007 |
| 4. | 1,3877 | 1,3856 | 1,3853 | 1,3849 | 1,3831 | 1,3843 | 1,3853 | 1,3848 | 1,3837 | 1,3841 |
| 5. | 1,3721 | 1,3686 | 1,3655 | 1,3693 | 1,3677 | 1,3676 | 1,3669 | 1,3682 | 1,3702 | 1,3707 |
| 8. | 1,3660 | 1,3660 | 1,3695 | 1,3700 | 1,3703 | 1,3691 | 1,3695 | 1,3694 | 1,3686 | 1,3660 |
| 9. | 1,3728 | 1,3725 | 1,3726 | 1,3715 | 1,3733 | 1,3730 | 1,3727 | 1,3717 | 1,3705 | 1,3711 |
| 10. | 1,3771 | 1,3765 | 1,3763 | 1,3759 | 1,3773 | 1,3777 | 1,3783 | 1,3795 | 1,3802 | 1,3785 |
| 11. | 1,3778 | 1,3781 | 1,3761 | 1,3761 | 1,3759 | 1,3748 | 1,3756 | 1,3751 | 1,3729 | 1,3736 |
| 12. | 1,3657 | 1,3638 | 1,3625 | 1,3625 | 1,3616 | 1,3569 | 1,3562 | 1,3562 | 1,3533 | 1,3551 |
| 15. | 1,3597 | 1,3611 | 1,3611 | 1,3593 | 1,3600 | 1,3611 | 1,3617 | 1,3620 | 1,3614 | 1,3618 |
| 16. | 1,3661 | 1,3647 | 1,3674 | 1,3666 | 1,3659 | 1,3648 | 1,3660 | 1,3647 | 1,3647 | 1,3649 |
| 17. | 1,3745 | 1,3773 | 1,3778 | 1,3773 | 1,3760 | 1,3742 | 1,3742 | 1,3725 | 1,3719 | 1,3730 |
| 18. | 1,3567 | 1,3544 | 1,3552 | 1,3558 | 1,3551 | 1,3578 | 1,3583 | 1,3580 | 1,3566 | 1,3564 |
| 19. | 1,3472 | 1,3474 | 1,3472 | 1,3493 | 1,3497 | 1,3493 | 1,3490 | 1,3493 | 1,3492 | 1,3498 |
| 22. | 1,3627 | 1,3635 | 1,3616 | 1,3599 | 1,3600 | 1,3615 | 1,3605 | 1,3604 | 1,3603 | 1,3597 |
| 23. | 1,3666 | 1,3678 | 1,3671 | 1,3679 | 1,3641 | 1,3631 | 1,3610 | 1,3604 | 1,3569 | 1,3557 |
| 24. | 1,3537 | 1,3517 | 1,3533 | 1,3540 | 1,3518 | 1,3533 | 1,3562 | 1,3565 | 1,3541 | 1,3552 |
| 25. | 1,3465 | 1,3480 | 1,3485 | 1,3493 | 1,3482 | 1,3490 | 1,3506 | 1,3502 | 1,3490 | 1,3491 |
| 26. | 1,3571 | 1,3560 | 1,3561 | 1,3570 | 1,3573 | 1,3605 | 1,3597 | 1,3621 | 1,3598 | 1,3588 |
| März | | | | | | | | | | |
| 1. | 1,3598 | 1,3622 | 1,3615 | 1,3632 | 1,3646 | 1,3637 | 1,3612 | 1,3590 | 1,3596 | 1,3541 |
| 2. | 1,3519 | 1,3526 | 1,3522 | 1,3483 | 1,3471 | 1,3485 | 1,3488 | 1,3528 | 1,3531 | 1,3535 |
| 3. | 1,3622 | 1,3622 | 1,3614 | 1,3626 | 1,3645 | 1,3635 | 1,3615 | 1,3620 | 1,3649 | 1,3645 |
| 4. | 1,3665 | 1,3639 | 1,3649 | 1,3665 | 1,3655 | 1,3647 | 1,3669 | 1,3673 | 1,3673 | 1,3677 |
| 5. | 1,3580 | 1,3587 | 1,3575 | 1,3592 | 1,3590 | 1,3589 | 1,3586 | 1,3588 | 1,3586 | 1,3584 |
| 8. | 1,3689 | 1,3685 | 1,3661 | 1,3668 | 1,3664 | 1,3660 | 1,3641 | 1,3646 | 1,3643 | 1,3645 |
| 9. | 1,3605 | 1,3619 | 1,3616 | 1,3595 | 1,3589 | 1,3594 | 1,3585 | 1,3569 | 1,3567 | 1,3555 |
| 10. | 1,3567 | 1,3556 | 1,3560 | 1,3568 | 1,3581 | 1,3580 | 1,3585 | 1,3584 | 1,3597 | 1,3614 |
| 11. | 1,3624 | 1,3631 | 1,3641 | 1,3654 | 1,3646 | 1,3653 | 1,3661 | 1,3650 | 1,3659 | 1,3651 |
| 12. | 1,3692 | 1,3698 | 1,3711 | 1,3717 | 1,3727 | 1,3761 | 1,3782 | 1,3775 | 1,3775 | 1,3774 |
| 15. | 1,3753 | 1,3736 | 1,3736 | 1,3733 | 1,3718 | 1,3708 | 1,3717 | 1,3704 | 1,3726 | 1,3720 |
| 16. | 1,3672 | 1,3659 | 1,3678 | 1,3676 | 1,3679 | 1,3694 | 1,3690 | 1,3685 | 1,3714 | 1,3714 |
| 17. | 1,3795 | 1,3793 | 1,3780 | 1,3775 | 1,3772 | 1,3773 | 1,3783 | 1,3788 | 1,3786 | 1,3770 |
| 18. | 1,3664 | 1,3650 | 1,3677 | 1,3668 | 1,3676 | 1,3687 | 1,3680 | 1,3684 | 1,3670 | 1,3669 |
| 19. | 1,3619 | 1,3618 | 1,3623 | 1,3589 | 1,3592 | 1,3564 | 1,3568 | 1,3571 | 1,3564 | 1,3566 |
| 22. | 1,3511 | 1,3513 | 1,3521 | 1,3537 | 1,3529 | 1,3515 | 1,3522 | 1,3526 | 1,3516 | 1,3502 |
| 23. | 1,3509 | 1,3511 | 1,3514 | 1,3520 | 1,3530 | 1,3520 | 1,3515 | 1,3502 | 1,3495 | 1,3479 |
| 24. | 1,3424 | 1,3426 | 1,3440 | 1,3390 | 1,3380 | 1,3373 | 1,3354 | 1,3357 | 1,3365 | 1,3352 |
| 25. | 1,3336 | 1,3319 | 1,3329 | 1,3331 | 1,3339 | 1,3338 | 1,3343 | 1,3361 | 1,3365 | 1,3361 |
| 26. | 1,3333 | 1,3349 | 1,3366 | 1,3369 | 1,3376 | 1,3374 | 1,3385 | 1,3397 | 1,3397 | 1,3388 |
| 29. | 1,3442 | 1,3448 | 1,3473 | 1,3497 | 1,3488 | 1,3464 | 1,3471 | 1,3472 | 1,3478 | 1,3476 |
| 30. | 1,3522 | 1,3523 | 1,3526 | 1,3511 | 1,3481 | 1,3488 | 1,3472 | 1,3473 | 1,3485 | 1,3477 |
| 31. | 1,3418 | 1,3420 | 1,3418 | 1,3434 | 1,3439 | 1,3451 | 1,3465 | 1,3464 | 1,3458 | 1,3475 |
| April | | | | | | | | | | |
| 1. | 1,3502 | 1,3479 | 1,3491 | 1,3499 | 1,3502 | 1,3497 | 1,3500 | 1,3503 | 1,3500 | 1,3494 |
| 6. | 1,3425 | 1,3435 | 1,3419 | 1,3410 | 1,3419 | 1,3405 | 1,3417 | 1,3411 | 1,3401 | 1,3409 |
| 7. | 1,3370 | 1,3368 | 1,3388 | 1,3383 | 1,3391 | 1,3387 | 1,3397 | 1,3381 | 1,3372 | 1,3348 |
| 8. | 1,3315 | 1,3319 | 1,3305 | 1,3294 | 1,3289 | 1,3294 | 1,3289 | 1,3308 | 1,3313 | 1,3314 |
| 9. | 1,3372 | 1,3386 | 1,3391 | 1,3408 | 1,3406 | 1,3410 | 1,3392 | 1,3393 | 1,3406 | 1,3403 |
| 12. | 1,3635 | 1,3631 | 1,3625 | 1,3603 | 1,3613 | 1,3628 | 1,3626 | 1,3592 | 1,3588 | 1,3593 |
| 13. | 1,3589 | 1,3608 | 1,3604 | 1,3590 | 1,3584 | 1,3582 | 1,3582 | 1,3568 | 1,3574 | 1,3593 |
| 14. | 1,3648 | 1,3628 | 1,3620 | 1,3628 | 1,3637 | 1,3646 | 1,3645 | 1,3643 | 1,3621 | 1,3605 |
| 15. | 1,3639 | 1,3626 | 1,3603 | 1,3594 | 1,3574 | 1,3568 | 1,3546 | 1,3536 | 1,3541 | 1,3537 |
| 16. | 1,3524 | 1,3531 | 1,3530 | 1,3534 | 1,3542 | 1,3563 | 1,3549 | 1,3546 | 1,3532 | 1,3524 |
| 19. | 1,3460 | 1,3444 | 1,3453 | 1,3456 | 1,3460 | 1,3445 | 1,3434 | 1,3434 | 1,3424 | 1,3433 |
| 20. | 1,3451 | 1,3464 | 1,3458 | 1,3478 | 1,3479 | 1,3492 | 1,3515 | 1,3502 | 1,3502 | 1,3508 |
| 21. | 1,3434 | 1,3441 | 1,3425 | 1,3433 | 1,3436 | 1,3429 | 1,3437 | 1,3436 | 1,3421 | 1,3387 |
| 22. | 1,3397 | 1,3406 | 1,3406 | 1,3414 | 1,3406 | 1,3413 | 1,3366 | 1,3351 | 1,3342 | 1,3338 |
| 23. | 1,3222 | 1,3237 | 1,3256 | 1,3267 | 1,3274 | 1,3321 | 1,3332 | 1,3312 | 1,3311 | 1,3297 |
| 26. | 1,3352 | 1,3378 | 1,3386 | 1,3361 | 1,3326 | 1,3326 | 1,3302 | 1,3303 | 1,3330 | 1,3318 |
| 27. | 1,3369 | 1,3361 | 1,3361 | 1,3345 | 1,3356 | 1,3356 | 1,3346 | 1,3317 | 1,3300 | 1,3309 |
| 28. | 1,3206 | 1,3177 | 1,3201 | 1,3186 | 1,3174 | 1,3146 | 1,3166 | 1,3183 | 1,3196 | 1,3200 |
| 29. | 1,3213 | 1,3222 | 1,3198 | 1,3206 | 1,3218 | 1,3240 | 1,3232 | 1,3259 | 1,3270 | 1,3244 |
| 30. | 1,3264 | 1,3286 | 1,3301 | 1,3292 | 1,3289 | 1,3312 | 1,3312 | 1,3324 | 1,3308 | 1,3312 |
| Mai | | | | | | | | | | |
| 3. | 1,3240 | 1,3222 | 1,3221 | 1,3234 | 1,3239 | 1,3233 | 1,3230 | 1,3235 | 1,3232 | 1,3228 |
| 4. | 1,3176 | 1,3170 | 1,3163 | 1,3166 | 1,3151 | 1,3134 | 1,3123 | 1,3126 | 1,3126 | 1,3119 |
| 5. | 1,2986 | 1,2993 | 1,2962 | 1,2948 | 1,2942 | 1,2966 | 1,2976 | 1,2970 | 1,2954 | 1,2939 |
| 6. | 1,2769 | 1,2742 | 1,2778 | 1,2795 | 1,2795 | 1,2818 | 1,2777 | 1,2771 | 1,2792 | 1,2783 |
| 7. | 1,2681 | 1,2663 | 1,2693 | 1,2714 | 1,2746 | 1,2727 | 1,2739 | 1,2735 | 1,2749 | 1,2783 |
| 10. | 1,2972 | 1,2974 | 1,2967 | 1,3042 | 1,3070 | 1,3045 | 1,3065 | 1,3028 | 1,3006 | 1,2994 |

* Ankaufskurse im Interbankenmarkt nach Angaben von Wirtschaftsinformationsdiensten. Siehe Erläuterungen (Seite 67). — 1 Koordinierte Weltzeit (UTC).

I. Devisenkurse im Euro-Währungsgebiet und in Deutschland

| 13.30 | 14.00 | 14.30 | 15.00 | 15.30 | 16.00 | 16.30 | Nachrichtlich: | | | Zeit | | |
|--------|--------|--------|--------|--------|--------|--------|----------------|--------------------------|-------------------------|---------------|---------|-----|
| | | | | | | | niedrigster | höchster Tageskurs 1) | Referenzkurs der EZB | | | |
| 1,3898 | 1,3910 | 1,3906 | 1,3912 | 1,3920 | 1,3918 | 1,3906 | 1,3850 | 1,3938 | 1,3913 | 2010 Febr. 1. | | |
| 1,3944 | 1,3937 | 1,3939 | 1,3934 | 1,3952 | 1,3950 | 1,3951 | 1,3884 | 1,3974 | 1,3937 | | 2. | |
| 1,3994 | 1,3993 | 1,3963 | 1,3941 | 1,3945 | 1,3949 | 1,3919 | 1,3881 | 1,4026 | 1,3984 | | 3. | |
| 1,3841 | 1,3845 | 1,3849 | 1,3820 | 1,3824 | 1,3803 | 1,3781 | 1,3713 | 1,3903 | 1,3847 | | 4. | |
| 1,3687 | 1,3692 | 1,3696 | 1,3727 | 1,3691 | 1,3668 | 1,3677 | 1,3583 | 1,3746 | 1,3691 | | 5. | |
| 1,3644 | 1,3676 | 1,3670 | 1,3671 | 1,3674 | 1,3657 | 1,3670 | 1,3620 | 1,3713 | 1,3675 | | 8. | |
| 1,3728 | 1,3765 | 1,3750 | 1,3745 | 1,3746 | 1,3742 | 1,3748 | 1,3652 | 1,3836 | 1,3760 | | 9. | |
| 1,3771 | 1,3746 | 1,3759 | 1,3742 | 1,3731 | 1,3736 | 1,3681 | 1,3681 | 1,3810 | 1,3740 | | 10. | |
| 1,3719 | 1,3728 | 1,3719 | 1,3697 | 1,3667 | 1,3654 | 1,3651 | 1,3603 | 1,3795 | 1,3718 | | 11. | |
| 1,3569 | 1,3563 | 1,3578 | 1,3583 | 1,3571 | 1,3575 | 1,3631 | 1,3533 | 1,3689 | 1,3572 | | 12. | |
| 1,3622 | 1,3609 | 1,3600 | 1,3607 | 1,3606 | 1,3596 | 1,3588 | 1,3578 | 1,3628 | 1,3607 | | 15. | |
| 1,3652 | 1,3635 | 1,3646 | 1,3668 | 1,3653 | 1,3652 | 1,3657 | 1,3592 | 1,3774 | 1,3649 | | 16. | |
| 1,3732 | 1,3728 | 1,3711 | 1,3707 | 1,3702 | 1,3697 | 1,3691 | 1,3591 | 1,3784 | 1,3726 | | 17. | |
| 1,3575 | 1,3578 | 1,3568 | 1,3574 | 1,3601 | 1,3633 | 1,3606 | 1,3479 | 1,3636 | 1,3567 | | 18. | |
| 1,3509 | 1,3517 | 1,3521 | 1,3510 | 1,3513 | 1,3506 | 1,3487 | 1,3459 | 1,3605 | 1,3519 | | 19. | |
| 1,3593 | 1,3613 | 1,3622 | 1,3607 | 1,3613 | 1,3607 | 1,3596 | 1,3574 | 1,3650 | 1,3626 | | 22. | |
| 1,3576 | 1,3576 | 1,3576 | 1,3566 | 1,3554 | 1,3562 | 1,3550 | 1,3498 | 1,3686 | 1,3577 | | 23. | |
| 1,3546 | 1,3549 | 1,3547 | 1,3547 | 1,3547 | 1,3547 | 1,3567 | 1,3506 | 1,3617 | 1,3547 | | 24. | |
| 1,3487 | 1,3484 | 1,3474 | 1,3476 | 1,3472 | 1,3504 | 1,3518 | 1,3452 | 1,3563 | 1,3489 | | 25. | |
| 1,3596 | 1,3579 | 1,3570 | 1,3581 | 1,3573 | 1,3580 | 1,3597 | 1,3532 | 1,3668 | 1,3570 | | 26. | |
| 1,3528 | 1,3506 | 1,3527 | 1,3530 | 1,3534 | 1,3505 | 1,3470 | 1,3458 | 1,3656 | 1,3525 | | März 1. | |
| 1,3564 | 1,3561 | 1,3559 | 1,3586 | 1,3565 | 1,3544 | 1,3529 | 1,3434 | 1,3622 | 1,3548 | | | 2. |
| 1,3637 | 1,3620 | 1,3655 | 1,3655 | 1,3640 | 1,3648 | 1,3649 | 1,3590 | 1,3736 | 1,3641 | | | 3. |
| 1,3679 | 1,3682 | 1,3663 | 1,3679 | 1,3650 | 1,3635 | 1,3604 | 1,3549 | 1,3712 | 1,3668 | | | 4. |
| 1,3581 | 1,3581 | 1,3578 | 1,3559 | 1,3576 | 1,3566 | 1,3599 | 1,3526 | 1,3629 | 1,3582 | | | 5. |
| 1,3662 | 1,3667 | 1,3657 | 1,3664 | 1,3683 | 1,3674 | 1,3666 | 1,3604 | 1,3704 | 1,3662 | | | 8. |
| 1,3551 | 1,3562 | 1,3543 | 1,3548 | 1,3563 | 1,3574 | 1,3580 | 1,3533 | 1,3635 | 1,3557 | 9. | | |
| 1,3614 | 1,3608 | 1,3606 | 1,3615 | 1,3623 | 1,3614 | 1,3635 | 1,3542 | 1,3679 | 1,3610 | 10. | | |
| 1,3652 | 1,3662 | 1,3665 | 1,3644 | 1,3645 | 1,3634 | 1,3659 | 1,3617 | 1,3686 | 1,3657 | 11. | | |
| 1,3765 | 1,3767 | 1,3767 | 1,3757 | 1,3745 | 1,3747 | 1,3739 | 1,3668 | 1,3796 | 1,3765 | 12. | | |
| 1,3709 | 1,3715 | 1,3708 | 1,3701 | 1,3697 | 1,3683 | 1,3657 | 1,3637 | 1,3775 | 1,3705 | 15. | | |
| 1,3713 | 1,3719 | 1,3723 | 1,3713 | 1,3737 | 1,3757 | 1,3749 | 1,3654 | 1,3783 | 1,3723 | 16. | | |
| 1,3767 | 1,3759 | 1,3747 | 1,3751 | 1,3758 | 1,3750 | 1,3730 | 1,3724 | 1,3817 | 1,3756 | 17. | | |
| 1,3670 | 1,3664 | 1,3665 | 1,3679 | 1,3675 | 1,3659 | 1,3607 | 1,3582 | 1,3742 | 1,3660 | 18. | | |
| 1,3540 | 1,3551 | 1,3547 | 1,3536 | 1,3523 | 1,3516 | 1,3510 | 1,3499 | 1,3626 | 1,3548 | 19. | | |
| 1,3513 | 1,3473 | 1,3478 | 1,3490 | 1,3509 | 1,3522 | 1,3520 | 1,3461 | 1,3569 | 1,3471 | 22. | | |
| 1,3490 | 1,3507 | 1,3512 | 1,3510 | 1,3536 | 1,3530 | 1,3530 | 1,3469 | 1,3569 | 1,3519 | 23. | | |
| 1,3343 | 1,3351 | 1,3342 | 1,3358 | 1,3365 | 1,3357 | 1,3344 | 1,3302 | 1,3486 | 1,3338 | 24. | | |
| 1,3349 | 1,3352 | 1,3340 | 1,3325 | 1,3321 | 1,3358 | 1,3351 | 1,3265 | 1,3386 | 1,3356 | 25. | | |
| 1,3370 | 1,3375 | 1,3362 | 1,3375 | 1,3411 | 1,3391 | 1,3410 | 1,3282 | 1,3425 | 1,3353 | 26. | | |
| 1,3477 | 1,3473 | 1,3469 | 1,3440 | 1,3452 | 1,3449 | 1,3453 | 1,3417 | 1,3506 | 1,3471 | 29. | | |
| 1,3488 | 1,3485 | 1,3483 | 1,3463 | 1,3467 | 1,3443 | 1,3428 | 1,3394 | 1,3537 | 1,3482 | 30. | | |
| 1,3481 | 1,3482 | 1,3503 | 1,3495 | 1,3506 | 1,3510 | 1,3529 | 1,3382 | 1,3547 | 1,3479 | 31. | | |
| 1,3496 | 1,3475 | 1,3468 | 1,3495 | 1,3492 | 1,3513 | 1,3501 | 1,3455 | 1,3591 | 1,3468 | April 1. | | |
| 1,3417 | 1,3400 | 1,3387 | 1,3365 | 1,3374 | 1,3372 | 1,3381 | 1,3353 | 1,3495 | 1,3396 | | | 6. |
| 1,3347 | 1,3347 | 1,3332 | 1,3338 | 1,3350 | 1,3359 | 1,3360 | 1,3323 | 1,3401 | 1,3340 | | | 7. |
| 1,3309 | 1,3296 | 1,3307 | 1,3322 | 1,3314 | 1,3330 | 1,3338 | 1,3278 | 1,3376 | 1,3296 | | 8. | |
| 1,3392 | 1,3394 | 1,3372 | 1,3380 | 1,3371 | 1,3438 | 1,3433 | 1,3338 | 1,3500 | 1,3384 | | 9. | |
| 1,3583 | 1,3577 | 1,3587 | 1,3585 | 1,3594 | 1,3593 | 1,3602 | 1,3562 | 1,3691 | 1,3585 | | 12. | |
| 1,3589 | 1,3586 | 1,3585 | 1,3611 | 1,3611 | 1,3576 | 1,3560 | 1,3544 | 1,3626 | 1,3583 | | 13. | |
| 1,3612 | 1,3612 | 1,3615 | 1,3636 | 1,3624 | 1,3624 | 1,3628 | 1,3594 | 1,3678 | 1,3615 | | 14. | |
| 1,3532 | 1,3541 | 1,3547 | 1,3552 | 1,3557 | 1,3554 | 1,3563 | 1,3517 | 1,3665 | 1,3544 | | 15. | |
| 1,3529 | 1,3535 | 1,3531 | 1,3508 | 1,3506 | 1,3509 | 1,3525 | 1,3471 | 1,3572 | 1,3535 | | 16. | |
| 1,3431 | 1,3434 | 1,3421 | 1,3433 | 1,3430 | 1,3453 | 1,3462 | 1,3412 | 1,3495 | 1,3432 | | 19. | |
| 1,3496 | 1,3497 | 1,3479 | 1,3471 | 1,3472 | 1,3470 | 1,3455 | 1,3417 | 1,3522 | 1,3486 | | 20. | |
| 1,3380 | 1,3375 | 1,3374 | 1,3382 | 1,3401 | 1,3402 | 1,3389 | 1,3356 | 1,3447 | 1,3373 | | 21. | |
| 1,3333 | 1,3347 | 1,3339 | 1,3322 | 1,3327 | 1,3286 | 1,3310 | 1,3199 | 1,3421 | 1,3339 | | 22. | |
| 1,3314 | 1,3316 | 1,3296 | 1,3284 | 1,3273 | 1,3307 | 1,3319 | 1,3204 | 1,3399 | 1,3311 | | 23. | |
| 1,3322 | 1,3330 | 1,3329 | 1,3343 | 1,3317 | 1,3311 | 1,3304 | 1,3287 | 1,3415 | 1,3321 | | 26. | |
| 1,3308 | 1,3287 | 1,3292 | 1,3295 | 1,3284 | 1,3297 | 1,3309 | 1,3142 | 1,3405 | 1,3290 | | 27. | |
| 1,3209 | 1,3198 | 1,3227 | 1,3260 | 1,3224 | 1,3195 | 1,3194 | 1,3113 | 1,3267 | 1,3245 | | 28. | |
| 1,3250 | 1,3261 | 1,3259 | 1,3252 | 1,3221 | 1,3219 | 1,3240 | 1,3182 | 1,3279 | 1,3256 | | 29. | |
| 1,3327 | 1,3320 | 1,3305 | 1,3328 | 1,3333 | 1,3315 | 1,3312 | 1,3223 | 1,3342 | 1,3315 | | 30. | |
| 1,3237 | 1,3235 | 1,3237 | 1,3234 | 1,3227 | 1,3229 | 1,3209 | 1,3152 | 1,3325 | 1,3238 | | Mai 3. | |
| 1,3127 | 1,3095 | 1,3085 | 1,3067 | 1,3068 | 1,3055 | 1,3058 | 1,2960 | 1,3213 | 1,3089 | | | 4. |
| 1,2931 | 1,2926 | 1,2907 | 1,2859 | 1,2816 | 1,2846 | 1,2850 | 1,2787 | 1,2996 | 1,2924 | | | 5. |
| 1,2765 | 1,2730 | 1,2738 | 1,2713 | 1,2709 | 1,2749 | 1,2726 | 1,2520 | 1,2856 | 1,2727 | | | 6. |
| 1,2766 | 1,2725 | 1,2751 | 1,2704 | 1,2680 | 1,2680 | 1,2625 | 1,2585 | 1,2797 | 1,2746 | | | 7. |
| 1,2995 | 1,2972 | 1,2926 | 1,2928 | 1,2920 | 1,2880 | 1,2822 | 1,2730 | 1,3093 | 1,2969 | | | 10. |

I. Devisenkurse im Euro-Währungsgebiet und in Deutschland
5. Leitkurse und Interventionskurse im Wechselkursmechanismus II *)

| Land Währung ISO-Währungscode | Kursart | 1 EUR = ... WE | | | | | | |
|-------------------------------------|--------------|----------------|--------------|--------------|-------------|---------------|--------------|--------------|
| | | ab 1.1.1999 | ab 17.1.2000 | ab 28.6.2004 | ab 2.5.2005 | ab 28.11.2005 | ab 19.3.2007 | ab 29.5.2008 |
| Dänemark | Oberer Kurs | 7,62824 | 7,62824 | 7,62824 | 7,62824 | 7,62824 | 7,62824 | 7,62824 |
| Dänische Krone | Leitkurs | 7,46038 | 7,46038 | 7,46038 | 7,46038 | 7,46038 | 7,46038 | 7,46038 |
| DKK | Unterer Kurs | 7,29252 | 7,29252 | 7,29252 | 7,29252 | 7,29252 | 7,29252 | 7,29252 |
| Griechenland | Oberer Kurs | 406,075 | 391,863 | – | – | – | – | – |
| Drachme | Leitkurs | 353,109 | 1) 340,750 | – | – | – | – | – |
| GRD | Unterer Kurs | 300,143 | 289,638 | – | – | – | – | – |
| Estland | Oberer Kurs | – | – | 17,9936 | 17,9936 | 17,9936 | 17,9936 | 17,9936 |
| Estnische Krone | Leitkurs | – | – | 15,6466 | 15,6466 | 15,6466 | 15,6466 | 15,6466 |
| EEK | Unterer Kurs | – | – | 13,2996 | 13,2996 | 13,2996 | 13,2996 | 13,2996 |
| Litauen | Oberer Kurs | – | – | 3,97072 | 3,97072 | 3,97072 | 3,97072 | 3,97072 |
| Litas | Leitkurs | – | – | 3,45280 | 3,45280 | 3,45280 | 3,45280 | 3,45280 |
| LTL | Unterer Kurs | – | – | 2,93488 | 2,93488 | 2,93488 | 2,93488 | 2,93488 |
| Slowenien | Oberer Kurs | – | – | 275,586 | 275,586 | 275,586 | – | – |
| Tolar | Leitkurs | – | – | 239,640 | 239,640 | 2) 239,640 | – | – |
| SIT | Unterer Kurs | – | – | 203,694 | 203,694 | 203,694 | – | – |
| Lettland | Oberer Kurs | – | – | – | 0,808225 | 0,808225 | 0,808225 | 0,808225 |
| Lats | Leitkurs | – | – | – | 0,702804 | 0,702804 | 0,702804 | 0,702804 |
| LVL | Unterer Kurs | – | – | – | 0,597383 | 0,597383 | 0,597383 | 0,597383 |
| Malta | Oberer Kurs | – | – | – | 0,493695 | 0,493695 | 0,493695 | – |
| Maltesische Lira | Leitkurs | – | – | – | 0,429300 | 0,429300 | 3) 0,429300 | – |
| MTL | Unterer Kurs | – | – | – | 0,364905 | 0,364905 | 0,364905 | – |
| Zypern | Oberer Kurs | – | – | – | 0,673065 | 0,673065 | 0,673065 | – |
| Zypern-Pfund | Leitkurs | – | – | – | 0,585274 | 0,585274 | 3) 0,585274 | – |
| CYP | Unterer Kurs | – | – | – | 0,497483 | 0,497483 | 0,497483 | – |
| Slowakei | Oberer Kurs | – | – | – | – | 44,2233 | 40,7588 | 34,6449 |
| Slowakische Krone | Leitkurs | – | – | – | – | 38,4550 | 35,4424 | 4) 30,1260 |
| SKK | Unterer Kurs | – | – | – | – | 32,6868 | 30,1260 | 25,6071 |

Quelle: EZB. — * Für die dänische Krone gilt eine Bandbreite von plus/minus 2,25% beiderseits des Leitkurses, für die anderen Währungen gilt die Standardschwankungsbandsbreite von plus/minus 15%. Wegen zusätzlicher einseitiger Verpflichtungen bezüglich geringerer Schwankungsbandsbreiten siehe Auszüge aus amtlichen Bekanntmachungen (Seite 74). — 1 Bis 31. Dezem-

ber 2000; am 1. Januar 2001 Beitritt zur EWU. — 2 Bis 31. Dezember 2006; am 1. Januar 2007 Beitritt zur EWU. — 3 Bis 31. Dezember 2007; am 1. Januar 2008 Beitritt zur EWU. — 4 Bis 31. Dezember 2008; am 1. Januar 2009 Beitritt zur EWU.

6. Unwiderrufliche Euro-Umrechnungskurse in der dritten Stufe der Europäischen Wirtschafts- und Währungsunion *)

| Ab | Land | Währung | ISO-Währungscode | 1 Euro = ... WE | |
|----------------|----------------|-----------------------|------------------|-----------------|---------|
| 1999 1. Januar | Belgien | Belgischer Franc | BEF | 40,3399 | |
| | Deutschland | Deutsche Mark | DEM | 1,95583 | |
| | Finnland | Finnmark | FIM | 5,94573 | |
| | Frankreich | Französischer Franc | FRF | 6,55957 | |
| | Irland | Irishes Pfund | IEP | 0,787564 | |
| | Italien | Italienische Lira | ITL | 1 936,27 | |
| | Luxemburg | Luxemburgischer Franc | LUF | 40,3399 | |
| | Niederlande | Holländischer Gulden | NLG | 2,20371 | |
| | Österreich | Schilling | ATS | 13,7603 | |
| | Portugal | Escudo | PTE | 200,482 | |
| | Spanien | Peseta | ESP | 166,386 | |
| | 2001 1. Januar | Griechenland | Drachme | GRD | 340,750 |
| | 2007 1. Januar | Slowenien | Tolar | SIT | 239,640 |
| 2008 1. Januar | Malta | Maltesische Lira | MTL | 0,429300 | |
| | Zypern | Zypern-Pfund | CYP | 0,585274 | |
| 2009 1. Januar | Slowakei | Slowakische Krone | SKK | 30,1260 | |

* Siehe Auszüge aus amtlichen Bekanntmachungen (Seite 71 ff.).

I. Devisenkurse im Euro-Währungsgebiet und in Deutschland

7. ECU-Werte des Europäischen Währungssystems (EWS) *)

1 ECU = ... WE

| Durchschnitt im Jahr | Deutsche Mark | Französischer Franc | Pfund Sterling | Holländischer Gulden | Belgischer und Luxem- burgischer Franc | Italienische Lira | Peseta | Dänische Krone | Irisches Pfund |
|-------------------------|------------------|------------------------|-------------------|-------------------------|---|----------------------|---------|-------------------|-------------------|
| 1975 | 3,04940 | 5,31924 | 0,560026 | 3,13490 | 45,5690 | 809,547 | 70,2711 | 7,12267 | 0,559814 |
| 1976 | 2,81546 | 5,34487 | 0,621578 | 2,95515 | 43,1655 | 930,151 | 74,7442 | 6,76177 | 0,621920 |
| 1977 | 2,64832 | 5,60608 | 0,653701 | 2,80011 | 40,8827 | 1 006,79 | 86,8245 | 6,85568 | 0,653701 |
| 1978 | 2,55608 | 5,73983 | 0,663911 | 2,75409 | 40,0611 | 1 080,22 | 97,4199 | 7,01946 | 0,663888 |
| 1979 | 2,51095 | 5,82948 | 0,646428 | 2,74861 | 40,1632 | 1 138,44 | 91,9917 | 7,20701 | 0,669477 |
| 1980 | 2,52421 | 5,86896 | 0,598488 | 2,76027 | 40,5980 | 1 189,21 | 99,7017 | 7,82736 | 0,675997 |
| 1981 | 2,51390 | 6,03993 | 0,553111 | 2,77511 | 41,2947 | 1 263,18 | 102,676 | 7,92256 | 0,691021 |
| 1982 | 2,37599 | 6,43117 | 0,560455 | 2,61391 | 44,7116 | 1 323,78 | 107,558 | 8,15687 | 0,689605 |
| 1983 | 2,27053 | 6,77078 | 0,587014 | 2,53720 | 45,4380 | 1 349,92 | 127,503 | 8,13189 | 0,714956 |
| 1984 | 2,23811 | 6,87166 | 0,590626 | 2,52335 | 45,4421 | 1 381,38 | 126,569 | 8,14648 | 0,725942 |
| 1985 | 2,22632 | 6,79503 | 0,588977 | 2,51101 | 44,9137 | 1 447,99 | 129,135 | 8,01877 | 0,715168 |
| 1986 | 2,12819 | 6,79976 | 0,671543 | 2,40090 | 43,7979 | 1 461,88 | 137,456 | 7,93565 | 0,733526 |
| 1987 | 2,07153 | 6,92910 | 0,704571 | 2,33418 | 43,0410 | 1 494,91 | 142,165 | 7,88472 | 0,775448 |
| 1988 | 2,07440 | 7,03644 | 0,664434 | 2,33479 | 43,4285 | 1 537,33 | 137,601 | 7,95152 | 0,775672 |
| 1989 | 2,07015 | 7,02387 | 0,673302 | 2,33526 | 43,3806 | 1 510,47 | 130,406 | 8,04929 | 0,776818 |
| 1990 | 2,05209 | 6,91412 | 0,713851 | 2,31212 | 42,4257 | 1 521,98 | 129,411 | 7,85652 | 0,767768 |
| 1991 | 2,05076 | 6,97332 | 0,701012 | 2,31098 | 42,2233 | 1 533,24 | 128,469 | 7,90859 | 0,767809 |
| 1992 | 2,02031 | 6,84839 | 0,737650 | 2,27482 | 41,5932 | 1 595,51 | 132,526 | 7,80925 | 0,760718 |
| 1993 | 1,93639 | 6,63368 | 0,779988 | 2,17521 | 40,4713 | 1 841,23 | 149,124 | 7,59359 | 0,799952 |
| 1994 | 1,92452 | 6,58261 | 0,775902 | 2,15827 | 39,6565 | 1 915,06 | 158,918 | 7,54328 | 0,793618 |
| 1995 | 1,87375 | 6,52506 | 0,828789 | 2,09891 | 38,5519 | 2 130,14 | 163,000 | 7,32804 | 0,815525 |
| 1996 | 1,90954 | 6,49300 | 0,813798 | 2,13973 | 39,2986 | 1 958,96 | 160,748 | 7,35934 | 0,793448 |
| 1997 | 1,96438 | 6,61260 | 0,692304 | 2,21081 | 40,5332 | 1 929,30 | 165,887 | 7,48361 | 0,747516 |
| 1998 | 1,96913 | 6,60141 | 0,676434 | 2,21966 | 40,6207 | 1 943,65 | 167,184 | 7,49930 | 0,786245 |

| | Escudo | Drachme | Schilling | Schwedische Krone | Finnmark | US-Dollar | Yen | Schweizer Franken | Norwegische Krone |
|------|---------|---------|-----------|----------------------|----------|-----------|---------|----------------------|----------------------|
| 1975 | 31,4361 | – | 21,5469 | 5,14131 | 4,54425 | 1,24077 | 360,854 | 3,20053 | 6,47191 |
| 1976 | 33,6193 | – | 20,0345 | 4,86655 | 4,31119 | 1,11805 | 331,210 | 2,79401 | 6,09789 |
| 1977 | 43,6202 | 42,1925 | 18,8418 | 5,11925 | 4,59344 | 1,14112 | 305,807 | 2,73889 | 6,07571 |
| 1978 | 55,8677 | 46,7973 | 18,4636 | 5,74939 | 5,23851 | 1,27410 | 267,083 | 2,27221 | 6,67163 |
| 1979 | 66,9987 | 50,7569 | 18,3097 | 5,87182 | 5,32236 | 1,37054 | 300,331 | 2,27846 | 6,93684 |
| 1980 | 69,5522 | 59,4178 | 17,9686 | 5,88097 | 5,17224 | 1,39233 | 315,044 | 2,32777 | 6,86548 |
| 1981 | 68,4948 | 61,6230 | 17,7151 | 5,63465 | 4,79298 | 1,11645 | 245,379 | 2,18714 | 6,38700 |
| 1982 | 78,0066 | 65,3419 | 16,6991 | 6,14336 | 4,70721 | 0,979715 | 243,546 | 1,98634 | 6,31294 |
| 1983 | 98,6886 | 78,0884 | 15,9689 | 6,82115 | 4,94819 | 0,890220 | 211,354 | 1,86753 | 6,49113 |
| 1984 | 115,680 | 88,4154 | 15,7349 | 6,51098 | 4,72408 | 0,789034 | 187,089 | 1,84753 | 6,41698 |
| 1985 | 130,252 | 105,739 | 15,6428 | 6,52133 | 4,69423 | 0,763088 | 180,559 | 1,85572 | 6,51104 |
| 1986 | 147,088 | 137,425 | 14,9643 | 6,99567 | 4,97974 | 0,984167 | 164,997 | 1,76086 | 7,27750 |
| 1987 | 162,616 | 156,268 | 14,5710 | 7,31001 | 5,06517 | 1,15444 | 166,598 | 1,71780 | 7,76498 |
| 1988 | 170,059 | 167,576 | 14,5861 | 7,24192 | 4,94362 | 1,18248 | 151,459 | 1,72822 | 7,70054 |
| 1989 | 173,413 | 178,840 | 14,5695 | 7,09939 | 4,72301 | 1,10175 | 151,938 | 1,80010 | 7,60381 |
| 1990 | 181,109 | 201,412 | 14,4399 | 7,52051 | 4,85496 | 1,27343 | 183,660 | 1,76218 | 7,94851 |
| 1991 | 178,614 | 225,216 | 14,4309 | 7,47926 | 5,00211 | 1,23916 | 166,493 | 1,77245 | 8,01701 |
| 1992 | 174,714 | 247,026 | 14,2169 | 7,53295 | 5,80703 | 1,29810 | 164,223 | 1,81776 | 8,04177 |
| 1993 | 188,370 | 268,568 | 13,6238 | 9,12151 | 6,69628 | 1,17100 | 130,147 | 1,73019 | 8,30954 |
| 1994 | 196,896 | 288,026 | 13,5395 | 9,16307 | 6,19077 | 1,18952 | 121,322 | 1,62128 | 8,37420 |
| 1995 | 196,105 | 302,989 | 13,1824 | 9,33192 | 5,70855 | 1,30801 | 123,012 | 1,54574 | 8,28575 |
| 1996 | 195,761 | 305,546 | 13,4345 | 8,51472 | 5,82817 | 1,26975 | 138,084 | 1,56790 | 8,19659 |
| 1997 | 198,589 | 309,355 | 13,8240 | 8,65117 | 5,88064 | 1,13404 | 137,077 | 1,64400 | 8,01861 |
| 1998 | 201,695 | 330,731 | 13,8545 | 8,91593 | 5,98251 | 1,12109 | 146,413 | 1,62203 | 8,46587 |

Quelle: Europäische Kommission, Brüssel. — * Die vor Beginn des EWS ausgewiesenen Werte beziehen sich auf die Europäische Rechnungseinheit. Siehe Erläuterungen (Seite 67).

I. Devisenkurse im Euro-Währungsgebiet und in Deutschland

8. Historische Devisenkurse der Frankfurter Börse *)

Kassa-Mittelkurse in DM / Telegrafische Auszahlung

| Zeit | Vereinigte Staaten | Vereinigtes Königreich | Irland | Kanada | Niederlande | Schweiz | Belgien | Frankreich | Dänemark |
|------|---|------------------------|--------|-----------|-------------|---------|-----------|--|----------|
| | 1 US-\$ | 1 £ | 1 Ir£ | 1 kan\$ | 100 hfl | 100 sfr | 100 bfrcs | $\frac{100 \text{ ffrs}}{100 \text{ NF / FF } 1)}$ | 100 dkr |
| | Durchschnitt im Jahr ²⁾ | | | | | | | | |
| 1953 | 4,200 | 11,702 | – | 4,2614 | 110,319 | 97,861 | 8,357 | 3) 1,1947 | 60,436 |
| 1954 | 4,1993 | 11,7353 | – | 4,3156 | 110,459 | 97,929 | 8,3806 | 1,1956 | 60,446 |
| 1955 | 4,2107 | 11,7376 | – | 4,2701 | 110,577 | 98,247 | 8,4118 | 1,2003 | 60,626 |
| 1956 | 4,2027 | 11,708 | – | 4,2715 | 110,065 | 98,073 | 8,395 | 1,1913 | 60,507 |
| 1957 | 4,2012 | 11,732 | – | 4,3831 | 110,228 | 98,018 | 8,365 | 1,1144 | 60,522 |
| 1958 | 4,1919 | 11,715 | – | 4,3193 | 110,664 | 97,794 | 8,404 | 0,9936 | 60,570 |
| 1959 | 4,1791 | 11,738 | – | 4,3589 | 110,731 | 96,717 | 8,365 | 0,8522 | 60,646 |
| 1960 | 4,1704 | 11,709 | – | 4,3026 | 110,587 | 96,564 | 8,365 | 1) 85,047 | 60,512 |
| 1961 | 4,0221 | 11,271 | – | 3,9752 | 110,658 | 93,133 | 8,069 | 82,001 | 58,266 |
| 1962 | 3,9978 | 11,225 | – | 3,7412 | 110,974 | 92,461 | 8,035 | 81,590 | 57,938 |
| 1963 | 3,9864 | 11,162 | – | 3,6959 | 110,712 | 92,249 | 7,995 | 81,350 | 57,750 |
| 1964 | 3,9748 | 11,098 | – | 3,6852 | 110,220 | 92,035 | 7,991 | 81,113 | 57,481 |
| 1965 | 3,9943 | 11,167 | – | 3,7054 | 110,954 | 92,309 | 8,048 | 81,503 | 57,772 |
| 1966 | 3,9982 | 11,167 | – | 3,7115 | 110,490 | 92,421 | 8,025 | 81,377 | 57,885 |
| 1967 | 3,9866 | 10,961 | – | 3,6961 | 110,651 | 92,111 | 8,025 | 81,040 | 57,135 |
| 1968 | 3,9923 | 9,558 | – | 3,7054 | 110,308 | 92,507 | 7,997 | 80,628 | 53,347 |
| 1969 | 3,9244 | 9,381 | – | 3,6446 | 108,302 | 91,002 | 7,829 | 75,815 | 52,197 |
| 1970 | 3,6463 | 8,736 | – | 3,4966 | 100,852 | 84,601 | 7,345 | 65,966 | 48,631 |
| 1971 | 3,4795 | 8,505 | – | 3,4459 | 99,678 | 84,578 | 7,170 | 63,163 | 47,024 |
| 1972 | 3,1889 | 7,974 | – | 3,2200 | 99,367 | 83,537 | 7,247 | 63,238 | 45,923 |
| 1973 | 2,6590 | 6,514 | – | 2,6599 | 95,397 | 84,005 | 6,835 | 59,736 | 44,046 |
| 1974 | 2,5897 | 6,055 | – | 2,6486 | 96,365 | 87,010 | 6,649 | 53,886 | 42,535 |
| 1975 | 2,4631 | 5,449 | – | 2,4218 | 97,301 | 95,252 | 6,692 | 57,411 | 42,850 |
| 1976 | 2,5173 | 4,553 | – | 2,5541 | 95,271 | 100,747 | 6,524 | 52,768 | 41,657 |
| 1977 | 2,3217 | 4,051 | – | 2,1860 | 94,610 | 96,843 | 6,480 | 47,256 | 38,696 |
| 1978 | 2,0084 | 3,853 | – | 1,7649 | 92,832 | 112,924 | 6,382 | 44,582 | 36,438 |
| 1979 | 1,8330 | 3,888 | 3,760 | 1,5651 | 91,373 | 110,229 | 6,253 | 43,079 | 34,872 |
| 1980 | 1,8158 | 4,227 | 3,735 | 1,5542 | 91,459 | 108,478 | 6,217 | 43,013 | 32,245 |
| 1981 | 2,2610 | 4,556 | 3,638 | 1,8860 | 90,611 | 115,252 | 6,090 | 41,640 | 31,735 |
| 1982 | 2,4287 | 4,242 | 3,446 | 1,9694 | 90,904 | 119,721 | 5,323 | 36,995 | 29,138 |
| 1983 | 2,5552 | 3,871 | 3,178 | 2,0738 | 89,503 | 121,614 | 4,998 | 33,559 | 27,926 |
| 1984 | 2,8456 | 3,791 | 3,083 | 2,1979 | 88,700 | 121,181 | 4,926 | 32,570 | 27,479 |
| 1985 | 2,9424 | 3,785 | 3,113 | 2,1577 | 88,664 | 120,016 | 4,957 | 32,764 | 27,766 |
| 1986 | 2,1708 | 3,184 | 2,906 | 1,5619 | 88,639 | 120,918 | 4,859 | 31,311 | 26,815 |
| 1987 | 1,7982 | 2,941 | 2,671 | 1,3565 | 88,744 | 120,588 | 4,813 | 29,900 | 26,275 |
| 1988 | 1,7584 | 3,124 | 2,675 | 1,4307 | 88,850 | 120,060 | 4,777 | 29,482 | 26,089 |
| 1989 | 1,8813 | 3,081 | 2,665 | 1,5889 | 88,648 | 115,042 | 4,772 | 29,473 | 25,717 |
| 1990 | 1,6161 | 2,877 | 2,673 | 1,3845 | 88,755 | 116,501 | 4,837 | 29,680 | 26,120 |
| 1991 | 1,6612 | 2,926 | 2,671 | 1,4501 | 88,742 | 115,740 | 4,857 | 29,409 | 25,932 |
| 1992 | 1,5595 | 2,753 | 2,656 | 1,2917 | 88,814 | 111,198 | 4,857 | 29,500 | 25,869 |
| 1993 | 1,6544 | 2,483 | 2,423 | 1,2823 | 89,017 | 111,949 | 4,785 | 29,189 | 25,508 |
| 1994 | 1,6218 | 2,4816 | 2,4254 | 1,1884 | 89,171 | 118,712 | 4,8530 | 29,238 | 25,513 |
| 1995 | 1,4338 | 2,2620 | 2,2980 | 1,0443 | 89,272 | 121,240 | 4,8604 | 28,718 | 25,570 |
| 1996 | 1,5037 | 2,3478 | 2,4070 | 1,1027 | 89,243 | 121,891 | 4,8592 | 29,406 | 25,945 |
| 1997 | 1,7348 | 2,8410 | 2,6297 | 1,2533 | 88,857 | 119,508 | 4,8464 | 29,705 | 26,249 |
| 1998 | 1,7592 | 2,9142 | 2,5049 | 1,1884 | 88,714 | 121,414 | 4,8476 | 29,829 | 26,258 |
| | Stand am Jahresende | | | | | | | | |
| 1983 | 2,7238 | 3,940 | 3,100 | 2,1903 | 88,960 | 125,030 | 4,899 | 32,690 | 27,610 |
| 1984 | 3,1480 | 3,655 | 3,118 | 2,3857 | 88,565 | 121,400 | 4,990 | 32,670 | 27,945 |
| 1985 | 2,4613 | 3,543 | 3,056 | 1,7585 | 88,790 | 118,750 | 4,886 | 32,585 | 27,440 |
| 1986 | 1,9408 | 2,865 | 2,713 | 1,4040 | 88,520 | 119,650 | 4,800 | 30,185 | 26,405 |
| 1987 | 1,5815 | 2,960 | 2,650 | 1,2150 | 88,880 | 123,640 | 4,775 | 29,495 | 25,915 |
| 1988 | 1,7803 | 3,206 | 2,673 | 1,4955 | 88,565 | 118,040 | 4,767 | 29,270 | 25,870 |
| 1989 | 1,6978 | 2,721 | 2,630 | 1,4665 | 88,530 | 109,630 | 4,754 | 29,245 | 25,665 |
| 1990 | 1,4940 | 2,886 | 2,659 | 1,2890 | 88,630 | 117,350 | 4,840 | 29,390 | 25,880 |
| 1991 | 1,5160 | 2,843 | 2,656 | 1,3100 | 88,750 | 111,940 | 4,855 | 29,270 | 25,665 |
| 1992 | 1,6140 | 2,441 | 2,636 | 1,2720 | 89,050 | 110,380 | 4,872 | 29,360 | 25,880 |
| 1993 | 1,7263 | 2,556 | 2,444 | 1,2918 | 89,360 | 117,640 | 4,813 | 29,425 | 25,635 |
| 1994 | 1,5488 | 2,4207 | 2,3965 | 1,1030 | 89,293 | 118,200 | 4,8651 | 28,977 | 25,462 |
| 1995 | 1,4335 | 2,2135 | 2,2895 | 1,0486 | 89,335 | 124,540 | 4,8686 | 29,253 | 25,815 |
| 1996 | 1,5548 | 2,6267 | 2,6014 | 1,1356 | 89,086 | 115,000 | 4,8540 | 29,638 | 26,144 |
| 1997 | 1,7921 | 2,9820 | 2,5785 | 1,2445 | 88,739 | 123,250 | 4,8478 | 29,883 | 26,246 |
| 1998 | 1,6730 | 2,7980 | 2,4835 | 1,0770 | 88,753 | 122,200 | 4,8483 | 29,818 | 26,260 |
| | Abstand des Geld- bzw. Briefkurses vom Mittelkurs in D-Mark | | | | | | | | |
| | 7) 0,0050 | 7) 0,010 | | 7) 0,0050 | | | | 7) 0,100 | |
| | 0,0040 | 0,0070 | 0,0070 | 0,0040 | 0,110 | 0,100 | 0,0100 | 8) 0,080 | 0,060 |

* Mit der Einführung des Euro zum 1. Januar 1999 als gemeinsame Währung in zunächst elf Mitgliedstaaten der Europäischen Union wurde auf deren nationalen Devisenmärkten der Handel mit den im Euro aufgegangenen Währungen eingestellt. — 1 Währungsumstellung mit Wirkung vom 1. Januar 1960: 100 ffrs = 1 NF bzw. (seit 1. Januar 1963) FF. — 2 Errechnet aus den amt-

lichen Tageskursen; erstmalige Notierung: 4. Mai 1953: holländischer Gulden, belgischer Franc, französischer Franc; 11. Mai 1953: kanadischer Dollar; 18. Mai 1953: dänische Krone, schwedische Krone, Pfund Sterling; 27. Juli 1953: Schweizer Franken; 10. August 1953: US-Dollar; 14. Dezember 1953: norwegische Krone; 22. August 1955: italienische Lira; 2. Januar 1957:

I. Devisenkurse im Euro-Währungsgebiet und in Deutschland

| Norwegen | Schweden | Italien | Österreich | Spanien | Portugal | Japan | Finnland | Zeit |
|------------------------------------|----------|-----------|------------|----------|----------|--------|----------|------|
| 100 nkr | 100 skr | 1 000 Lit | 100 S | 100 Ptas | 100 Esc | 100 ¥ | 100 Fmk | |
| Durchschnitt im Jahr ²⁾ | | | | | | | | |
| 58,400 | 80,836 | - | - | - | - | - | - | 1953 |
| 58,635 | 80,778 | - | - | - | - | - | - | 1954 |
| 58,662 | 81,066 | 6,695 | - | - | - | - | - | 1955 |
| 58,563 | 80,875 | 6,686 | - | - | - | - | - | 1956 |
| 58,703 | 81,056 | 6,697 | 16,145 | - | - | - | - | 1957 |
| 58,563 | 80,903 | 6,716 | 16,150 | - | - | 14,627 | - | 1958 |
| 58,638 | 80,769 | 6,732 | 16,153 | - | - | 14,635 | - | 1959 |
| 58,471 | 80,709 | 6,719 | 16,067 | - | - | 14,589 | - | 1960 |
| 56,318 | 77,848 | 6,478 | 15,511 | - | - | 14,053 | - | 1961 |
| 56,015 | 77,557 | 6,441 | 15,487 | - | - | 13,998 | - | 1962 |
| 55,765 | 76,837 | 6,414 | 15,437 | 6,654 | - | 13,915 | - | 1963 |
| 55,540 | 77,171 | 6,367 | 15,390 | 6,640 | - | 13,836 | - | 1964 |
| 55,868 | 77,442 | 6,394 | 15,468 | 6,669 | - | 13,928 | - | 1965 |
| 55,921 | 77,402 | 6,404 | 15,477 | 6,672 | - | 13,930 | - | 1966 |
| 55,757 | 77,237 | 6,389 | 15,431 | 6,552 | - | 13,871 | - | 1967 |
| 55,895 | 77,260 | 6,406 | 15,447 | 5,730 | - | 13,946 | - | 1968 |
| 54,934 | 75,911 | 6,257 | 15,174 | 5,619 | - | 13,784 | 1,0305 | 1969 |
| 51,043 | 70,324 | 5,816 | 14,107 | 5,234 | - | 12,772 | 1,0183 | 1970 |
| 49,588 | 68,192 | 5,630 | 13,940 | 5,032 | - | 12,439 | 0,9996 | 1971 |
| 48,417 | 67,055 | 5,467 | 13,800 | 4,965 | - | 11,845 | 1,0534 | 1972 |
| 46,263 | 60,959 | 4,569 | 13,645 | 4,567 | - | 10,929 | 0,9795 | 1973 |
| 46,859 | 58,351 | 3,985 | 13,859 | 4,495 | - | 10,267 | 0,8888 | 1974 |
| 47,104 | 59,282 | 3,769 | 14,129 | 4,288 | - | 9,682 | 0,8301 | 1975 |
| 46,144 | 57,803 | 3,042 | 14,039 | 3,771 | - | 8,386 | 0,8500 | 1976 |
| 43,634 | 51,997 | 2,632 | 14,051 | 3,085 | - | 6,112 | 0,8671 | 1977 |
| 38,336 | 44,456 | 2,368 | 13,837 | 2,624 | - | 4,602 | 0,9626 | 1978 |
| 36,206 | 42,766 | 2,207 | 13,712 | 2,732 | - | 3,759 | 0,8424 | 1979 |
| 36,784 | 42,943 | 2,124 | 14,049 | 2,536 | - | 3,635 | 0,8064 | 1980 |
| 39,377 | 44,747 | 1,992 | 14,191 | 2,450 | - | 3,677 | 1,0255 | 1981 |
| 37,713 | 38,894 | 1,796 | 14,227 | 2,215 | - | 3,072 | 0,9766 | 1982 |
| 34,991 | 33,294 | 1,683 | 14,215 | 1,783 | - | 2,325 | 1,0764 | 1983 |
| 34,893 | 34,386 | 1,620 | 14,222 | 1,769 | - | 1,942 | 1,1974 | 1984 |
| 34,210 | 34,160 | 1,5394 | 14,230 | 1,728 | - | 1,717 | 1,2338 | 1985 |
| 29,379 | 30,449 | 1,4557 | 14,223 | 1,549 | - | 1,451 | 1,2915 | 1986 |
| 26,687 | 28,341 | 1,3862 | 14,217 | 1,457 | - | 1,275 | 1,2436 | 1987 |
| 26,942 | 28,650 | 1,3495 | 14,222 | 1,508 | - | 1,219 | 1,3707 | 1988 |
| 27,230 | 29,169 | 1,3707 | 14,209 | 1,588 | - | 1,194 | 1,3658 | 1989 |
| 25,817 | 27,289 | 1,3487 | 14,212 | 1,586 | - | 1,133 | 1,1183 | 1990 |
| 25,580 | 27,421 | 1,3377 | 14,211 | 1,597 | - | 1,149 | 1,2346 | 1991 |
| 25,143 | 26,912 | 1,2720 | 14,211 | 1,529 | - | 1,157 | 1,2313 | 1992 |
| 23,303 | 21,248 | 1,0526 | 14,214 | 1,303 | - | 1,031 | 1,4945 | 1993 |
| 22,982 | 21,013 | 1,0056 | 14,214 | 1,212 | - | 0,9774 | 1,5870 | 1994 |
| 22,614 | 20,116 | 0,8814 | 14,214 | 1,1499 | - | 0,9555 | 1,5293 | 1995 |
| 23,292 | 22,434 | 0,9751 | 14,214 | 1,1880 | - | 0,9754 | 1,3838 | 1996 |
| 24,508 | 22,718 | 1,0184 | 14,210 | 1,1843 | - | 0,9894 | 1,4378 | 1997 |
| 23,297 | 22,128 | 1,0132 | 14,213 | 1,1779 | - | 0,9763 | 1,3484 | 1998 |

Stand am Jahresende

| | | | | | | | | |
|--------|--------|--------|--------|--------|--------|--------|--------|------|
| 35,400 | 34,030 | 1,646 | 14,182 | 1,739 | 2,063 | 1,1775 | 46,900 | 1983 |
| 34,635 | 35,125 | 1,627 | 14,240 | 1,815 | 1,855 | 1,2540 | 48,200 | 1984 |
| 32,360 | 32,370 | 1,4650 | 14,219 | 1,600 | 1,558 | 1,2270 | 45,340 | 1985 |
| 26,210 | 28,600 | 1,4355 | 14,207 | 1,477 | 1,329 | 1,2130 | 40,420 | 1986 |
| 25,340 | 27,260 | 1,3520 | 14,205 | 1,466 | 1,210 | 1,3015 | 40,070 | 1987 |
| 27,085 | 29,000 | 1,3570 | 14,215 | 1,568 | 1,210 | 1,4175 | 42,680 | 1988 |
| 25,660 | 27,235 | 1,3330 | 14,210 | 1,545 | 1,130 | 1,1810 | 41,760 | 1989 |
| 25,430 | 26,530 | 1,3255 | 14,212 | 1,567 | 1,116 | 1,1020 | 41,260 | 1990 |
| 25,400 | 27,380 | 1,3195 | 14,205 | 1,569 | 1,132 | 1,2165 | 36,710 | 1991 |
| 23,390 | 22,940 | 1,0945 | 14,213 | 1,410 | 1,110 | 1,2960 | 30,880 | 1992 |
| 23,065 | 20,775 | 1,0115 | 14,224 | 1,215 | 0,984 | 1,5475 | 29,590 | 1993 |
| 22,905 | 20,757 | 0,9538 | 14,212 | 1,1760 | 0,9733 | 1,5538 | 32,710 | 1994 |
| 22,660 | 21,497 | 0,9045 | 14,214 | 1,1791 | 0,9589 | 1,3908 | 32,920 | 1995 |
| 24,114 | 22,634 | 1,0174 | 14,211 | 1,1866 | 0,9936 | 1,3408 | 33,461 | 1996 |
| 24,360 | 22,682 | 1,0177 | 14,213 | 1,1814 | 0,9773 | 1,3838 | 33,050 | 1997 |
| 22,130 | 20,705 | 1,0100 | 14,214 | 1,1755 | 0,9753 | 1,4505 | 32,895 | 1998 |

Abstand des Geld- bzw. Briefkurses vom Mittelkurs in D-Mark

| | | | | | | | |
|-------|----------|-----------|-------|----------|----------|--------|----------|
| | | 7) 0,010 | | 7) 0,010 | 7) 0,020 | | |
| 0,060 | 8) 0,080 | 8) 0,0050 | 0,020 | 8) 0,005 | 8) 0,010 | | 8) 0,100 |
| | 0,060 | 0,0040 | | 0,0040 | 0,0030 | 0,0015 | 0,080 |

Schilling; 29. Dezember 1958: Escudo; 18. Februar 1963: Peseta; 1. Dezember 1969: Yen; 17. Juli 1972: Finnmark; 13. März 1979: irisches Pfund (zuvor Währungsparität 1 Ir£ = 1 £). — 3 Abstand des Geld- bzw. Briefkurses vom Mittelkurs bis Ende 1959: 0,0010 DM. — 4 Vom 7. September 1971 bis

5. Januar 1972 Notierung ausgesetzt. — 5 Vom 26. Januar bis 16. Februar 1990 Notierung ausgesetzt. — 6 Vom 30. Januar bis 5. März 1990 Notierung ausgesetzt. — 7 Bis 31. August 1978. — 8 Bis Ende 1993.

I. Devisenkurse im Euro-Währungsgebiet und in Deutschland

noch: 8. Historische Devisenkurse der Frankfurter Börse *)

Kassa-Mittelkurse in DM / Telegrafische Auszahlung

| Zeit | Vereinigte Staaten | Vereinigtes Königreich | Irland | Kanada | Niederlande | Schweiz | Belgien | Frankreich | Dänemark |
|-------------------------------------|--------------------|------------------------|--------|---------|-------------|---------|----------|------------|----------|
| | 1 US-\$ | 1 £ | 1 Ir£ | 1 kan\$ | 100 hfl | 100 sfr | 100 bfms | 100 FF | 100 dkr |
| Durchschnitt im Monat ¹⁾ | | | | | | | | | |
| 1994 Jan. | 1,7431 | 2,6011 | 2,4942 | 1,3242 | 89,315 | 118,451 | 4,8115 | 29,437 | 25,745 |
| Febr. | 1,7372 | 2,5690 | 2,4666 | 1,2960 | 89,179 | 119,111 | 4,8515 | 29,432 | 25,641 |
| März | 1,6923 | 2,5229 | 2,4266 | 1,2408 | 88,986 | 118,359 | 4,8524 | 29,339 | 25,519 |
| April | 1,6982 | 2,5178 | 2,4407 | 1,2288 | 89,055 | 118,042 | 4,8570 | 29,191 | 25,505 |
| Mai | 1,6578 | 2,4929 | 2,4382 | 1,2012 | 89,109 | 117,338 | 4,8585 | 29,206 | 25,544 |
| Juni | 1,6291 | 2,4843 | 2,4357 | 1,1779 | 89,216 | 118,525 | 4,8572 | 29,272 | 25,513 |
| Juli | 1,5709 | 2,4270 | 2,3979 | 1,1359 | 89,156 | 118,522 | 4,8524 | 29,184 | 25,455 |
| Aug. | 1,5646 | 2,4128 | 2,3828 | 1,1353 | 89,059 | 118,681 | 4,8533 | 29,183 | 25,291 |
| Sept. | 1,5509 | 2,4249 | 2,3954 | 1,1452 | 89,201 | 120,081 | 4,8588 | 29,237 | 25,374 |
| Okt. | 1,5184 | 2,4408 | 2,4128 | 1,1246 | 89,259 | 120,226 | 4,8597 | 29,210 | 25,550 |
| Nov. | 1,5387 | 2,4466 | 2,4099 | 1,1277 | 89,222 | 118,864 | 4,8604 | 29,127 | 25,547 |
| Dez. | 1,5723 | 2,4511 | 2,4129 | 1,1323 | 89,313 | 118,280 | 4,8641 | 29,037 | 25,513 |
| 1995 Jan. | 1,5324 | 2,4119 | 2,3856 | 1,0843 | 89,206 | 118,950 | 4,8548 | 28,925 | 25,384 |
| Febr. | 1,5018 | 2,3599 | 2,3474 | 1,0720 | 89,203 | 118,165 | 4,8571 | 28,747 | 25,333 |
| März | 1,4066 | 2,2508 | 2,2477 | 0,9990 | 89,184 | 120,080 | 4,8454 | 28,226 | 24,965 |
| April | 1,3806 | 2,2206 | 2,2489 | 1,0022 | 89,307 | 121,365 | 4,8629 | 28,493 | 25,394 |
| Mai | 1,4077 | 2,2354 | 2,2822 | 1,0342 | 89,328 | 120,579 | 4,8593 | 28,277 | 25,547 |
| Juni | 1,4003 | 2,2330 | 2,2846 | 1,0163 | 89,350 | 120,958 | 4,8682 | 28,487 | 25,617 |
| Juli | 1,3894 | 2,2154 | 2,2785 | 1,0204 | 89,265 | 120,159 | 4,8634 | 28,739 | 25,671 |
| Aug. | 1,4451 | 2,2657 | 2,3190 | 1,0661 | 89,291 | 120,800 | 4,8640 | 29,076 | 25,794 |
| Sept. | 1,4623 | 2,2766 | 2,3244 | 1,0834 | 89,268 | 122,879 | 4,8612 | 28,993 | 25,788 |
| Okt. | 1,4143 | 2,2318 | 2,2826 | 1,0506 | 89,282 | 123,414 | 4,8608 | 28,620 | 25,755 |
| Nov. | 1,4165 | 2,2145 | 2,2774 | 1,0466 | 89,288 | 123,972 | 4,8643 | 28,992 | 25,804 |
| Dez. | 1,4407 | 2,2174 | 2,2920 | 1,0519 | 89,311 | 123,797 | 4,8654 | 29,021 | 25,815 |
| 1996 Jan. | 1,4617 | 2,2364 | 2,3143 | 1,0694 | 89,296 | 123,914 | 4,8650 | 29,201 | 25,852 |
| Febr. | 1,4661 | 2,2520 | 2,3190 | 1,0655 | 89,304 | 122,655 | 4,8628 | 29,078 | 25,849 |
| März | 1,4777 | 2,2568 | 2,3237 | 1,0820 | 89,339 | 123,551 | 4,8654 | 29,207 | 25,888 |
| April | 1,5061 | 2,2822 | 2,3571 | 1,1083 | 89,423 | 123,448 | 4,8675 | 29,475 | 25,917 |
| Mai | 1,5334 | 2,3230 | 2,3971 | 1,1196 | 89,443 | 122,209 | 4,8649 | 29,551 | 25,907 |
| Juni | 1,5274 | 2,3553 | 2,4196 | 1,1183 | 89,268 | 121,512 | 4,8612 | 29,504 | 25,934 |
| Juli | 1,5050 | 2,3384 | 2,4127 | 1,0993 | 89,103 | 121,971 | 4,8545 | 29,531 | 25,935 |
| Aug. | 1,4828 | 2,2981 | 2,3888 | 1,0803 | 89,147 | 123,244 | 4,8534 | 29,289 | 25,868 |
| Sept. | 1,5058 | 2,3483 | 2,4254 | 1,0995 | 89,199 | 122,275 | 4,8565 | 29,369 | 25,962 |
| Okt. | 1,5283 | 2,4242 | 2,4589 | 1,1311 | 89,140 | 121,438 | 4,8549 | 29,574 | 26,084 |
| Nov. | 1,5117 | 2,5140 | 2,5168 | 1,1293 | 89,157 | 118,599 | 4,8529 | 29,550 | 26,038 |
| Dez. | 1,5515 | 2,5789 | 2,5750 | 1,1398 | 89,123 | 117,099 | 4,8518 | 29,591 | 26,126 |
| 1997 Jan. | 1,6043 | 2,6630 | 2,6187 | 1,1884 | 89,055 | 115,322 | 4,8509 | 29,631 | 26,222 |
| Febr. | 1,6747 | 2,7230 | 2,6578 | 1,2361 | 89,027 | 115,230 | 4,8463 | 29,620 | 26,218 |
| März | 1,6969 | 2,7238 | 2,6535 | 1,2379 | 88,865 | 115,831 | 4,8470 | 29,643 | 26,216 |
| April | 1,7110 | 2,7873 | 2,6520 | 1,2271 | 88,924 | 117,043 | 4,8469 | 29,689 | 26,251 |
| Mai | 1,7033 | 2,7825 | 2,5801 | 1,2347 | 88,918 | 119,046 | 4,8450 | 29,657 | 26,259 |
| Juni | 1,7273 | 2,8398 | 2,6021 | 1,2476 | 88,882 | 119,758 | 4,8459 | 29,626 | 26,261 |
| Juli | 1,7919 | 2,9937 | 2,6795 | 1,3014 | 88,816 | 120,944 | 4,8444 | 29,640 | 26,257 |
| Aug. | 1,8424 | 2,9534 | 2,6747 | 1,3260 | 88,785 | 121,638 | 4,8430 | 29,670 | 26,250 |
| Sept. | 1,7906 | 2,8640 | 2,6490 | 1,2907 | 88,792 | 121,528 | 4,8444 | 29,747 | 26,264 |
| Okt. | 1,7567 | 2,8677 | 2,5812 | 1,2670 | 88,759 | 120,969 | 4,8479 | 29,810 | 26,263 |
| Nov. | 1,7331 | 2,9252 | 2,6035 | 1,2271 | 88,727 | 123,135 | 4,8481 | 29,864 | 26,272 |
| Dez. | 1,7767 | 2,9525 | 2,5926 | 1,2466 | 88,739 | 123,608 | 4,8471 | 29,871 | 26,252 |
| 1998 Jan. | 1,8167 | 2,9707 | 2,5113 | 1,2620 | 88,737 | 123,133 | 4,8476 | 29,861 | 26,254 |
| Febr. | 1,8142 | 2,9746 | 2,4970 | 1,2647 | 88,722 | 123,953 | 4,8456 | 29,833 | 26,240 |
| März | 1,8267 | 3,0341 | 2,4987 | 1,2896 | 88,726 | 122,703 | 4,8476 | 29,831 | 26,234 |
| April | 1,8147 | 3,0338 | 2,5205 | 1,2698 | 88,806 | 120,461 | 4,8458 | 29,832 | 26,223 |
| Mai | 1,7746 | 2,9057 | 2,5177 | 1,2285 | 88,740 | 120,031 | 4,8477 | 29,821 | 26,243 |
| Juni | 1,7917 | 2,9604 | 2,5203 | 1,2228 | 88,720 | 119,901 | 4,8480 | 29,825 | 26,254 |
| Juli | 1,7979 | 2,9553 | 2,5158 | 1,2110 | 88,705 | 118,794 | 4,8492 | 29,828 | 26,243 |
| Aug. | 1,7887 | 2,9209 | 2,5103 | 1,1674 | 88,676 | 119,651 | 4,8492 | 29,828 | 26,254 |
| Sept. | 1,7030 | 2,8614 | 2,5035 | 1,1187 | 88,650 | 121,424 | 4,8476 | 29,823 | 26,257 |
| Okt. | 1,6378 | 2,7760 | 2,4942 | 1,0625 | 88,677 | 122,618 | 4,8472 | 29,824 | 26,301 |
| Nov. | 1,6816 | 2,7928 | 2,4870 | 1,0920 | 88,693 | 121,490 | 4,8478 | 29,823 | 26,302 |
| Dez. | 1,6686 | 2,7884 | 2,4838 | 1,0825 | 88,734 | 122,878 | 4,8482 | 29,820 | 26,286 |

Abstand des Geld- bzw. Briefkurses vom Mittelkurs in D-Mark

0,0040 | 0,0070 | 0,0070 | 0,0040 | 0,110 | 0,100 | 0,0100 | 0,060 | 0,060 |

*) Mit der Einführung des Euro zum 1. Januar 1999 als gemeinsame Währung in zunächst elf Mitgliedstaaten der Europäischen Union wurde auf deren na-

tionalen Devisenmärkten der Handel mit den im Euro aufgegebenen Währungen eingestellt. — 1 Errechnet aus den amtlichen Tageskursen.

I. Devisenkurse im Euro-Währungsgebiet und in Deutschland

| Norwegen | Schweden | Italien | Österreich | Spanien | Portugal | Japan | Finnland | Zeit |
|--|----------|-----------|------------|----------|----------|--------|----------|-----------|
| 100 nkr | 100 skr | 1 000 Lit | 100 S | 100 Ptas | 100 Esc | 100 ¥ | 100 Fmk | |
| Durchschnitt im Monat ¹⁾ | | | | | | | | |
| 23,209 | 21,458 | 1,0252 | 14,227 | 1,2181 | 0,9894 | 1,5647 | 30,616 | 1994 Jan. |
| 23,176 | 21,748 | 1,0300 | 14,224 | 1,2297 | 0,9902 | 1,6339 | 31,105 | Febr. |
| 23,033 | 21,379 | 1,0143 | 14,214 | 1,2185 | 0,9717 | 1,6098 | 30,585 | März |
| 23,057 | 21,540 | 1,0446 | 14,216 | 1,2297 | 0,9791 | 1,6429 | 30,927 | April |
| 23,072 | 21,478 | 1,0397 | 14,219 | 1,2146 | 0,9681 | 1,5995 | 30,654 | Mai |
| 23,026 | 20,869 | 1,0223 | 14,215 | 1,2126 | 0,9648 | 1,5883 | 30,062 | Juni |
| 22,871 | 20,249 | 1,0038 | 14,214 | 1,2123 | 0,9736 | 1,5927 | 30,218 | Juli |
| 22,797 | 20,217 | 0,9881 | 14,212 | 1,2047 | 0,9790 | 1,5660 | 30,447 | Aug. |
| 22,798 | 20,592 | 0,9896 | 14,209 | 1,2050 | 0,9811 | 1,5695 | 31,231 | Sept. |
| 22,969 | 20,944 | 0,9808 | 14,208 | 1,2031 | 0,9783 | 1,5432 | 32,535 | Okt. |
| 22,880 | 20,927 | 0,9725 | 14,206 | 1,2002 | 0,9794 | 1,5702 | 32,602 | Nov. |
| 22,932 | 20,916 | 0,9626 | 14,208 | 1,1887 | 0,9751 | 1,5697 | 32,451 | Dez. |
| 22,865 | 20,522 | 0,9512 | 14,213 | 1,1557 | 0,9694 | 1,5365 | 32,363 | 1995 Jan. |
| 22,774 | 20,326 | 0,9280 | 14,210 | 1,1508 | 0,9667 | 1,5285 | 32,358 | Febr. |
| 22,417 | 19,333 | 0,8335 | 14,208 | 1,0947 | 0,9501 | 1,5537 | 32,097 | März |
| 22,269 | 18,804 | 0,8062 | 14,211 | 1,1114 | 0,9463 | 1,6473 | 32,328 | April |
| 22,377 | 19,307 | 0,8530 | 14,220 | 1,1430 | 0,9495 | 1,6578 | 32,608 | Mai |
| 22,468 | 19,296 | 0,8541 | 14,221 | 1,1513 | 0,9492 | 1,6560 | 32,587 | Juni |
| 22,503 | 19,355 | 0,8630 | 14,219 | 1,1603 | 0,9517 | 1,5928 | 32,716 | Juli |
| 22,790 | 19,986 | 0,8999 | 14,220 | 1,1724 | 0,9648 | 1,5279 | 33,593 | Aug. |
| 22,837 | 20,480 | 0,9055 | 14,216 | 1,1649 | 0,9598 | 1,4561 | 33,451 | Sept. |
| 22,675 | 20,731 | 0,8809 | 14,210 | 1,1546 | 0,9497 | 1,4042 | 33,144 | Okt. |
| 22,671 | 21,478 | 0,8890 | 14,211 | 1,1638 | 0,9535 | 1,3910 | 33,404 | Nov. |
| 22,670 | 21,718 | 0,9037 | 14,212 | 1,1757 | 0,9537 | 1,4159 | 33,260 | Dez. |
| 22,773 | 21,735 | 0,9229 | 14,220 | 1,1864 | 0,9639 | 1,3834 | 32,899 | 1996 Jan. |
| 22,893 | 21,307 | 0,9324 | 14,219 | 1,1868 | 0,9621 | 1,3873 | 32,208 | Febr. |
| 22,988 | 21,939 | 0,9454 | 14,219 | 1,1879 | 0,9661 | 1,3958 | 32,104 | März |
| 23,181 | 22,415 | 0,9621 | 14,219 | 1,1992 | 0,9740 | 1,4047 | 31,814 | April |
| 23,311 | 22,548 | 0,9845 | 14,212 | 1,1983 | 0,9730 | 1,4425 | 32,226 | Mai |
| 23,382 | 22,868 | 0,9905 | 14,209 | 1,1857 | 0,9713 | 1,4033 | 32,722 | Juni |
| 23,321 | 22,651 | 0,9857 | 14,210 | 1,1841 | 0,9725 | 1,3767 | 32,800 | Juli |
| 23,120 | 22,400 | 0,9777 | 14,211 | 1,1793 | 0,9741 | 1,3746 | 33,111 | Aug. |
| 23,319 | 22,686 | 0,9907 | 14,212 | 1,1864 | 0,9792 | 1,3710 | 33,175 | Sept. |
| 23,567 | 23,154 | 1,0023 | 14,214 | 1,1881 | 0,9897 | 1,3595 | 33,432 | Okt. |
| 23,785 | 22,815 | 0,9992 | 14,210 | 1,1880 | 0,9893 | 1,3466 | 33,209 | Nov. |
| 23,981 | 22,758 | 1,0153 | 14,211 | 1,1879 | 0,9911 | 1,3649 | 33,461 | Dez. |
| 24,871 | 22,739 | 1,0238 | 14,214 | 1,1912 | 1,0004 | 1,3611 | 33,626 | 1997 Jan. |
| 25,237 | 22,629 | 1,0119 | 14,210 | 1,1806 | 0,9954 | 1,3630 | 33,649 | Febr. |
| 24,923 | 22,160 | 1,0015 | 14,209 | 1,1789 | 0,9952 | 1,3846 | 33,466 | März |
| 24,523 | 22,278 | 1,0101 | 14,208 | 1,1846 | 0,9968 | 1,3627 | 33,352 | April |
| 24,092 | 22,199 | 1,0127 | 14,208 | 1,1849 | 0,9927 | 1,4359 | 33,156 | Mai |
| 23,930 | 22,296 | 1,0190 | 14,210 | 1,1836 | 0,9901 | 1,5115 | 33,371 | Juni |
| 24,070 | 22,936 | 1,0275 | 14,213 | 1,1856 | 0,9904 | 1,5563 | 33,743 | Juli |
| 24,145 | 23,036 | 1,0237 | 14,211 | 1,1836 | 0,9868 | 1,5622 | 33,445 | Aug. |
| 24,446 | 23,218 | 1,0249 | 14,210 | 1,1854 | 0,9846 | 1,4821 | 33,404 | Sept. |
| 24,822 | 23,213 | 1,0211 | 14,208 | 1,1850 | 0,9818 | 1,4518 | 33,373 | Okt. |
| 24,544 | 22,909 | 1,0207 | 14,208 | 1,1842 | 0,9797 | 1,3844 | 33,182 | Nov. |
| 24,522 | 22,840 | 1,0202 | 14,212 | 1,1824 | 0,9785 | 1,3732 | 33,102 | Dez. |
| 24,235 | 22,669 | 1,0160 | 14,214 | 1,1798 | 0,9776 | 1,4032 | 33,047 | 1998 Jan. |
| 24,009 | 22,460 | 1,0134 | 14,213 | 1,1800 | 0,9768 | 1,4435 | 32,977 | Febr. |
| 24,085 | 22,925 | 1,0156 | 14,214 | 1,1794 | 0,9772 | 1,4160 | 32,957 | März |
| 24,084 | 23,200 | 1,0125 | 14,213 | 1,1778 | 0,9761 | 1,3732 | 32,949 | April |
| 23,816 | 23,068 | 1,0141 | 14,211 | 1,1772 | 0,9762 | 1,3153 | 32,907 | Mai |
| 23,656 | 22,660 | 1,0151 | 14,212 | 1,1782 | 0,9767 | 1,2780 | 32,905 | Juni |
| 23,585 | 22,508 | 1,0143 | 14,213 | 1,1784 | 0,9775 | 1,2784 | 32,902 | Juli |
| 23,136 | 21,991 | 1,0135 | 14,213 | 1,1783 | 0,9770 | 1,2363 | 32,887 | Aug. |
| 22,469 | 21,531 | 1,0122 | 14,212 | 1,1776 | 0,9756 | 1,2648 | 32,858 | Sept. |
| 22,048 | 20,894 | 1,0108 | 14,213 | 1,1767 | 0,9751 | 1,3623 | 32,868 | Okt. |
| 22,567 | 21,040 | 1,0105 | 14,214 | 1,1760 | 0,9751 | 1,3973 | 32,890 | Nov. |
| 21,984 | 20,711 | 1,0099 | 14,214 | 1,1754 | 0,9753 | 1,4217 | 32,895 | Dez. |

Abstand des Geld- bzw. Briefkurses vom Mittelkurs in D-Mark

| | | | | | | | |
|-------|-------|--------|-------|--------|--------|--------|-------|
| 0,060 | 0,060 | 0,0040 | 0,020 | 0,0040 | 0,0030 | 0,0015 | 0,080 |
|-------|-------|--------|-------|--------|--------|--------|-------|

II. Übersicht über die Währungen der Welt

1. Währungen und Devisenkurse in einzelnen Ländern *)

| Land Hauptstadt Länderschlüssel o) | Währung ISO-Währungscode | Kurs- art 1) | Einheit | Jahresdurchschnitt | | Kurs per Monatsende | | | | | |
|--|---|-----------------|--------------------|----------------------|------------|---------------------|------------|--------------------|------------|--------------------|------------|
| | | | | 2009 | | Februar 2010 | März 2010 | April 2010 | | | |
| Afghanistan | | | | | | | | | | | |
| Kabul 660 | Afghani (Af) = 100 Puls | A V | 1 USD = 1 USD = | 50,08 50,18 | AFN AFN | 47,55 47,65 | AFN AFN | 48,30 48,40 | AFN AFN | 47,08 47,18 | AFN AFN |
| | AFN | A V | 1 EUR = 1 EUR = | 69,87 70,13 | AFN AFN | 64,18 64,44 | AFN AFN | 64,58 64,84 | AFN AFN | 62,92 63,18 | AFN AFN |
| Ägypten | | | | | | | | | | | |
| Kairo 220 | Ägyptisches Pfund (ägypt£) = 100 Piasters (PT) = 1 000 Milliems | A V | 1 USD = 1 USD = | 5,5486 5,5693 | EGP EGP | 5,4775 5,4975 | EGP EGP | 5,4925 5,5225 | EGP EGP | 5,5475 5,5775 | EGP EGP |
| | | A V | 1 EUR = 1 EUR = | 7,7073 7,8117 | EGP EGP | 7,4434 7,5512 | EGP EGP | 7,3481 7,4529 | EGP EGP | 7,3526 7,4570 | EGP EGP |
| | EGP | A V | 1 EUR = 1 EUR = | 7,7073 7,8117 | EGP EGP | 7,4434 7,5512 | EGP EGP | 7,3481 7,4529 | EGP EGP | 7,3526 7,4570 | EGP EGP |
| | | A V | 1 EUR = 1 EUR = | 7,7073 7,8117 | EGP EGP | 7,4434 7,5512 | EGP EGP | 7,3481 7,4529 | EGP EGP | 7,3526 7,4570 | EGP EGP |
| Albanien | | | | | | | | | | | |
| Tirana 070 | Lek = 100 Qindarka ALL | M M | 1 USD = 1 EUR = | 95,13 132,36 | ALL ALL | 102,15 138,89 | ALL ALL | 103,31 139,05 | ALL ALL | 103,42 137,63 | ALL ALL |
| | | M M | 1 USD = 1 EUR = | 95,13 132,36 | ALL ALL | 102,15 138,89 | ALL ALL | 103,31 139,05 | ALL ALL | 103,42 137,63 | ALL ALL |
| Algerien | | | | | | | | | | | |
| Algier 208 | Algerischer Dinar (DA) = 100 Centimes (CT) | A V | 1 USD = 1 USD = | 72,6633 72,6783 | DZD DZD | 73,4122 73,4272 | DZD DZD | 73,5597 73,5747 | DZD DZD | 73,5768 73,5918 | DZD DZD |
| | | A V | 1 EUR = 1 EUR = | 101,1889 101,2310 | DZD DZD | 99,8773 99,9197 | DZD DZD | 99,4086 99,4656 | DZD DZD | 97,9454 97,9801 | DZD DZD |
| | DZD | A V | 1 EUR = 1 EUR = | 101,1889 101,2310 | DZD DZD | 99,8773 99,9197 | DZD DZD | 99,4086 99,4656 | DZD DZD | 97,9454 97,9801 | DZD DZD |
| | | A V | 1 EUR = 1 EUR = | 101,1889 101,2310 | DZD DZD | 99,8773 99,9197 | DZD DZD | 99,4086 99,4656 | DZD DZD | 97,9454 97,9801 | DZD DZD |
| Angola | | | | | | | | | | | |
| Luanda 330 | Kwanza (Kz) = 100 Cêntimos | A V | 1 USD = 1 USD = | 79,377 79,774 | AOA AOA | 90,132 90,583 | AOA AOA | 92,629 93,093 | AOA AOA | 93,251 93,718 | AOA AOA |
| | | A V | 1 EUR = 1 EUR = | 110,867 111,433 | AOA AOA | 121,579 122,214 | AOA AOA | 124,846 125,479 | AOA AOA | 123,027 123,698 | AOA AOA |
| | AOA | A V | 1 EUR = 1 EUR = | 110,867 111,433 | AOA AOA | 121,579 122,214 | AOA AOA | 124,846 125,479 | AOA AOA | 123,027 123,698 | AOA AOA |
| | | A V | 1 EUR = 1 EUR = | 110,867 111,433 | AOA AOA | 121,579 122,214 | AOA AOA | 124,846 125,479 | AOA AOA | 123,027 123,698 | AOA AOA |
| Antigua und Barbuda | | | | | | | | | | | |
| St. John's 459 | Ostkaribischer Dollar (EC\$) = 100 Cents | A V | 1 USD = 1 USD = | 2,6882 2,7169 | XCD XCD | 2,6882 2,7169 | XCD XCD | 2,6882 2,7169 | XCD XCD | 2,6882 2,7169 | XCD XCD |
| | | W, A W, V | 1 EUR = 1 EUR = | 3,7495 3,7895 | XCD XCD | 3,6479 3,6868 | XCD XCD | 3,6234 3,6621 | XCD XCD | 3,5793 3,6176 | XCD XCD |
| | XCD | W, A W, V | 1 EUR = 1 EUR = | 3,7495 3,7895 | XCD XCD | 3,6479 3,6868 | XCD XCD | 3,6234 3,6621 | XCD XCD | 3,5793 3,6176 | XCD XCD |
| | | W, A W, V | 1 EUR = 1 EUR = | 3,7495 3,7895 | XCD XCD | 3,6479 3,6868 | XCD XCD | 3,6234 3,6621 | XCD XCD | 3,5793 3,6176 | XCD XCD |
| Äquatorialguinea 2) | | | | | | | | | | | |
| Malabo 310 | CFA-Franc XAF | 3) | 1 EUR = | 655,957 | XAF | 655,957 | XAF | 655,957 | XAF | 655,957 | XAF |
| Argentinien | | | | | | | | | | | |
| Buenos Aires 528 | Argentinischer Peso (arg\$) = 100 Centavos | A V | 1 USD = 1 USD = | 3,6905 3,7305 | ARS ARS | 3,8190 3,8590 | ARS ARS | 3,8380 3,8780 | ARS ARS | 3,8480 3,8880 | ARS ARS |
| | | A V | 1 EUR = 1 EUR = | 5,1518 5,2079 | ARS ARS | 5,1965 5,2513 | ARS ARS | 5,1932 5,2477 | ARS ARS | 5,1128 5,1664 | ARS ARS |
| | ARS | A V | 1 EUR = 1 EUR = | 5,1518 5,2079 | ARS ARS | 5,1965 5,2513 | ARS ARS | 5,1932 5,2477 | ARS ARS | 5,1128 5,1664 | ARS ARS |
| | | A V | 1 EUR = 1 EUR = | 5,1518 5,2079 | ARS ARS | 5,1965 5,2513 | ARS ARS | 5,1932 5,2477 | ARS ARS | 5,1128 5,1664 | ARS ARS |

Quellen: Zentralbank oder eine Geschäftsbank des jeweiligen Landes. —
* Siehe Erläuterungen (Seite 68). — o Nach dem Länderverzeichnis für die
Zahlungsbilanzstatistik der Bundesrepublik Deutschland. — 1 A = Ankauf;

V = Verkauf; M = Mittel; W = Errechneter Wert. — 2 Siehe Erläuterungen zu
einzelnen Ländern (Seite 79 ff.). — 3 Wertverhältnis zum Euro.

II. Übersicht über die Währungen der Welt

noch: 1. Währungen und Devisenkurse in einzelnen Ländern

| Land Hauptstadt Länderschlüssel | Währung ISO-Währungscode | Kurs- art 1) | Einheit | Jahresdurchschnitt | | Kurs per Monatsende | | | | | |
|---------------------------------------|--|-----------------|-----------|--------------------|-----|---------------------|-----------|------------|-----|-----------|-----|
| | | | | 2009 | | Februar 2010 | März 2010 | April 2010 | | | |
| Armenien | | | | | | | | | | | |
| Eriwan 077 | Dram = 100 Luma (Lm) AMD | M | 1 USD = | 363,80 | AMD | 384,65 | AMD | 400,50 | AMD | 384,85 | AMD |
| | | M | 1 EUR = | 508,23 | AMD | 522,93 | AMD | 538,87 | AMD | 512,35 | AMD |
| Aruba | | | | | | | | | | | |
| Oranjestad 474 | Aruba-Florin (Afl.) = 100 Cent (c, ct) AWG | A | 1 USD = | 1,78 | AWG | 1,78 | AWG | 1,78 | AWG | 1,78 | AWG |
| | | V | 1 USD = | 1,80 | AWG | 1,80 | AWG | 1,80 | AWG | 1,80 | AWG |
| | | A | 100 EUR = | 248,68 | AWG | 241,69 | AWG | 240,07 | AWG | 236,10 | AWG |
| | | V | 100 EUR = | 251,18 | AWG | 244,12 | AWG | 242,48 | AWG | 238,47 | AWG |
| Aserbaidtschan | | | | | | | | | | | |
| Baku 078 | Aserbaidtschan-Manat = 100 Qapik AZN | M | 1 USD = | 0,8038 | AZN | 0,8034 | AZN | 0,8034 | AZN | 0,8033 | AZN |
| | | M | 1 EUR = | 1,1216 | AZN | 1,0916 | AZN | 1,0759 | AZN | 1,0641 | AZN |
| Äthiopien | | | | | | | | | | | |
| Addis Abeba 334 | Birr (Br) = 100 Cents (ct.) ETB | A | 1 USD = | 11,8481 | ETB | 13,348000 | ETB | 13,400700 | ETB | 13,444100 | ETB |
| | | V | 1 USD = | 12,0851 | ETB | 13,614960 | ETB | 13,668714 | ETB | 13,712982 | ETB |
| | | A | 1 EUR = | 16,5878 | ETB | 18,075900 | ETB | 18,070800 | ETB | 17,879300 | ETB |
| | | V | 1 EUR = | 16,9195 | ETB | 18,437418 | ETB | 18,432216 | ETB | 18,236886 | ETB |
| Australien | | | | | | | | | | | |
| Canberra 800 | Australischer Dollar (\$A) = 100 Cents (c) AUD | M | 1 AUD = | 0,7956 | USD | 0,8899 | USD | 0,9159 | USD | 0,9300 | USD |
| | | M | 1 AUD = | 0,5683 | EUR | 0,6551 | EUR | 0,6827 | EUR | 0,7023 | EUR |
| Bahamas | | | | | | | | | | | |
| Nassau 453 | Bahama-Dollar (B\$) = 100 Cents (c) BSD | A | 1 USD = | 0,9950 | BSD | 0,9950 | BSD | 0,9950 | BSD | 0,9950 | BSD |
| | | V | 1 USD = | 1,0125 | BSD | 1,0125 | BSD | 1,0125 | BSD | 1,0125 | BSD |
| | | A | 1 EUR = | 1,3738 | BSD | 1,3273 | BSD | 1,3207 | BSD | 1,3182 | BSD |
| | | V | 1 EUR = | 1,4175 | BSD | 1,3873 | BSD | 1,3507 | BSD | 1,3770 | BSD |
| Bahrain | | | | | | | | | | | |
| Manama 640 | Bahrain-Dinar (BD) = 1 000 Fils BHD | A | 1 USD = | 0,37425 | BHD | 0,37425 | BHD | 0,37425 | BHD | 0,37425 | BHD |
| | | V | 1 USD = | 0,37750 | BHD | 0,37750 | BHD | 0,37750 | BHD | 0,37750 | BHD |
| | | A | 1 EUR = | 0,5108966 | BHD | 0,4922168 | BHD | 0,4898791 | BHD | 0,4831473 | BHD |
| | | V | 1 EUR = | 0,5424984 | BHD | 0,5226632 | BHD | 0,5201809 | BHD | 0,5130327 | BHD |
| Bangladesch 2) | | | | | | | | | | | |
| Dhaka 666 | Taka (Tk.) = 100 Poisha (ps.) BDT | A | 1 USD = | 68,47 | BDT | 68,60 | BDT | 68,62 | BDT | 68,65 | BDT |
| | | V | 1 USD = | 69,44 | BDT | 69,57 | BDT | 69,59 | BDT | 69,62 | BDT |
| | | A | 1 EUR = | 93,9278 | BDT | 91,2510 | BDT | 90,4961 | BDT | 89,3342 | BDT |
| | | V | 1 EUR = | 98,8793 | BDT | 97,0710 | BDT | 94,5798 | BDT | 93,4022 | BDT |

Quellen: Zentralbank oder eine Geschäftsbank des jeweiligen Landes. —
1 A = Ankauf; V = Verkauf; M = Mittel; W = Errechneter Wert. — 2 Siehe Er-
läuterungen zu einzelnen Ländern (Seite 79 ff.).

II. Übersicht über die Währungen der Welt

noch: 1. Währungen und Devisenkurse in einzelnen Ländern

| Land Hauptstadt Länderschlüssel | Währung ISO-Währungscode | Kurs- art 1) | Einheit | Jahresdurchschnitt | | Kurs per Monatsende | | | | | |
|---|---|-----------------|--------------------|--------------------|------------|---------------------|------------|--------------------|------------|--------------------|------------|
| | | | | 2009 | | Februar 2010 | März 2010 | April 2010 | | | |
| Barbados | | | | | | | | | | | |
| Bridgetown 469 | Barbados-Dollar (BDS\$) = 100 Cents | A V | 1 USD = 1 USD = | 1,99375 2,03875 | BBD BBD | 1,99375 2,03875 | BBD BBD | 1,99375 2,03875 | BBD BBD | 1,99375 2,03875 | BBD BBD |
| | BBD | A V | 1 EUR = 1 EUR = | 2,77699 2,84500 | BBD BBD | 2,69375 2,75971 | BBD BBD | 2,67195 2,73738 | BBD BBD | 2,63979 2,70443 | BBD BBD |
| Belarus 2) | | | | | | | | | | | |
| Minsk 073 | Belarus-Rubel (BYR) | M | 1 USD = | 2 801,96 | BYR | 2 930,00 | BYR | 2 978,00 | BYR | 2 961,00 | BYR |
| | BYR | M | 1 EUR = | 3 898,24 | BYR | 3 952,28 | BYR | 4 023,87 | BYR | 3 908,82 | BYR |
| Belgien | | | | | | | | | | | |
| Brüssel 017 | Euro (€) = 100 Cent EUR | M | 1 EUR = | 1,3948 | USD | 1,3570 | USD | 1,3479 | USD | 1,3315 | USD |
| Belize | | | | | | | | | | | |
| Belmopan 421 | Belize-Dollar (Bz\$) = 100 Cents (c) | A V | 1 USD = 1 USD = | 1,9825 2,0175 | BZD BZD | 1,9825 2,0175 | BZD BZD | 1,9825 2,0175 | BZD BZD | 1,9825 2,0175 | BZD BZD |
| | BZD | W, A | 1 EUR = | 2,7652 | BZD | 2,6903 | BZD | 2,6722 | BZD | 2,6397 | BZD |
| | | W, V | 1 EUR = | 2,8140 | BZD | 2,7377 | BZD | 2,7194 | BZD | 2,6863 | BZD |
| Benin 2) | | | | | | | | | | | |
| Porto Novo Regierungssitz: Cotonou 284 | CFA-Franc XOF | 3) | 1 EUR = | 655,957 | XOF | 655,957 | XOF | 655,957 | XOF | 655,957 | XOF |
| Bermuda | | | | | | | | | | | |
| Hamilton 413 | Bermuda-Dollar (BD\$) = 100 Cents | A V | 1 USD = 1 USD = | 0,9960 1,0043 | BMD BMD | 0,9960 1,0043 | BMD BMD | 0,9960 1,0043 | BMD BMD | 0,9960 1,0043 | BMD BMD |
| | BMD | W, A | 1 EUR = | 1,3892 | BMD | 1,3516 | BMD | 1,3425 | BMD | 1,3262 | BMD |
| | | W, V | 1 EUR = | 1,4008 | BMD | 1,3628 | BMD | 1,3537 | BMD | 1,3372 | BMD |
| Bhutan 2) | | | | | | | | | | | |
| Thimphu 675 | Ngultrum (NU) = 100 Chhetrum | A | 1 USD = | . | | 45,60 | BTN | 44,95 | BTN | 44,40 | BTN |
| | | V | 1 USD = | . | | 46,85 | BTN | 45,26 | BTN | 44,71 | BTN |
| | BTN | A | 1 EUR = | . | | 61,55 | BTN | 60,56 | BTN | 58,80 | BTN |
| | | V | 1 EUR = | . | | 63,25 | BTN | 60,97 | BTN | 59,21 | BTN |
| Bolivien, Plurinationaler Staat | | | | | | | | | | | |
| Sucre Regierungssitz: La Paz 516 | Boliviano (Bs) = 100 Centavos (c.) | A | 1 USD = | 6,97 | BOB | 6,97 | BOB | 6,97 | BOB | 6,97 | BOB |
| | | V | 1 USD = | 7,07 | BOB | 7,07 | BOB | 7,07 | BOB | 7,07 | BOB |
| | BOB | W, A | 1 EUR = | 9,7316 | BOB | 9,4583 | BOB | 9,3949 | BOB | 9,2806 | BOB |
| | | W, V | 1 EUR = | 9,8712 | BOB | 9,5940 | BOB | 9,5297 | BOB | 9,4137 | BOB |

Quellen: Zentralbank oder eine Geschäftsbank des jeweiligen Landes. — 1 A = Ankauf; V = Verkauf; M = Mittel; W = Errechneter Wert. — 2 Siehe Er-

läuterungen zu einzelnen Ländern (Seite 79 ff.). — 3 Wertverhältnis zum Euro.

II. Übersicht über die Währungen der Welt

noch: 1. Währungen und Devisenkurse in einzelnen Ländern

| Land Hauptstadt Länderschlüssel | Währung ISO-Währungscode | Kurs- art 1) | Einheit | Jahresdurchschnitt | | Kurs per Monatsende | | | | | |
|--|--|-----------------|---------|--------------------|-----|---------------------|-----------|------------|-----|------------|-----|
| | | | | 2009 | | Februar 2010 | März 2010 | April 2010 | | | |
| Bosnien und Herzegowina | | | | | | | | | | | |
| Sarajewo 093 | Konvertible Mark (KM) = 100 Fening | A | 1 USD = | 1,405030 | BAM | 1,437687 | BAM | 1,447070 | BAM | 1,471741 | BAM |
| | | V | 1 USD = | 1,412073 | BAM | 1,444893 | BAM | 1,454324 | BAM | 1,479119 | BAM |
| | BAM | A / V | 1 EUR = | 1,95583 | BAM | 1,95583 | BAM | 1,95583 | BAM | 1,95583 | BAM |
| Botsuana | | | | | | | | | | | |
| Gaborone 391 | Pula (P) = 100 Thebe (t) | A | 1 BWP = | 0,1423 | USD | 0,1441 | USD | 0,1480 | USD | 0,1475 | USD |
| | | V | 1 BWP = | 0,1418 | USD | 0,1438 | USD | 0,1476 | USD | 0,1471 | USD |
| | BWP | A | 1 BWP = | 0,1019 | EUR | 0,1061 | EUR | 0,1100 | EUR | 0,1108 | EUR |
| | | V | 1 BWP = | 0,1015 | EUR | 0,1059 | EUR | 0,1098 | EUR | 0,1105 | EUR |
| Brasilien | | | | | | | | | | | |
| Brasilia 508 | Real (R\$) = 100 Centavos | A | 1 USD = | 1,9927 | BRL | 1,8102 | BRL | 1,7802 | BRL | 1,7298 | BRL |
| | | V | 1 USD = | 1,9935 | BRL | 1,8110 | BRL | 1,7810 | BRL | 1,7306 | BRL |
| | BRL | A | 1 EUR = | 2,75801 | BRL | 2,46531 | BRL | 2,40610 | BRL | 2,30250 | BRL |
| | | V | 1 EUR = | 2,75954 | BRL | 2,46694 | BRL | 2,40760 | BRL | 2,30390 | BRL |
| Brunei Darussalam ²⁾ | | | | | | | | | | | |
| Bandar Seri Begawan 703 | Brunei-Dollar (BR\$) = 100 Cents (¢) | A | 1 USD = | 1,4435 | BND | 1,3993 | BND | 1,3889 | BND | 1,3574 | BND |
| | | V | 1 USD = | 1,4648 | BND | 1,4203 | BND | 1,4098 | BND | 1,3784 | BND |
| | BND | A | 1 EUR = | 1,9981 | BND | 1,8822 | BND | 1,8527 | BND | 1,7864 | BND |
| | | V | 1 EUR = | 2,0555 | BND | 1,9387 | BND | 1,9097 | BND | 1,8431 | BND |
| Bulgarien | | | | | | | | | | | |
| Sofia 068 | Lew (Lw) = 100 Stötinki (St) BGN | M | 1 USD = | 1,40479 | BGN | 1,44129 | BGN | 1,45102 | BGN | 1,46889 | BGN |
| | | M | 1 EUR = | 1,95583 | BGN | 1,95583 | BGN | 1,95583 | BGN | 1,95583 | BGN |
| Burkina Faso ³⁾ | | | | | | | | | | | |
| Ouagadougou 236 | CFA-Franc XOF | 4) | 1 EUR = | 655,957 | XOF | 655,957 | XOF | 655,957 | XOF | 655,957 | XOF |
| Burundi | | | | | | | | | | | |
| Bujumbura 328 | Burundi-Franc (F.Bu.) = 100 Centimes | A | 1 USD = | 1 220,7122 | BIF | 1 220,1600 | BIF | 1 220,1600 | BIF | 1 220,2592 | BIF |
| | | V | 1 USD = | 1 240,4011 | BIF | 1 239,8400 | BIF | 1 239,8400 | BIF | 1 239,9408 | BIF |
| | BIF | A | 1 EUR = | 1 702,6189 | BIF | 1 658,3195 | BIF | 1 645,2027 | BIF | 1 615,4401 | BIF |
| | | V | 1 EUR = | 1 730,0805 | BIF | 1 685,0665 | BIF | 1 671,7383 | BIF | 1 641,4956 | BIF |
| Chile | | | | | | | | | | | |
| Santiago de Chile 512 | Chilenischer Peso (chil\$) = 100 Centavos CLP | M | 1 USD = | 558,63 | CLP | 529,69 | CLP | 526,29 | CLP | 520,99 | CLP |
| | | M | 1 EUR = | 776,91 | CLP | 716,28 | CLP | 705,77 | CLP | 689,60 | CLP |
| China | | | | | | | | | | | |
| Peking / Beijing 720 | Renminbi Yuan (RMB.¥) = 10 Jiao = 100 Fen CNY | M | 1 USD = | 6,8310 | CNY | 6,8269 | CNY | 6,8263 | CNY | 6,8263 | CNY |
| | | M | 1 EUR = | 9,5250 | CNY | 9,2545 | CNY | 9,1588 | CNY | 9,0380 | CNY |
| | | M | 1 HKD = | 0,88124 | CNY | 0,87930 | CNY | 0,87922 | CNY | 0,87905 | CNY |

Quellen: Zentralbank oder eine Geschäftsbank des jeweiligen Landes. — 1 A = Ankauf; V = Verkauf; M = Mittel; W = Errechneter Wert. — 2 Siehe Erläuterungen zu einzelnen Ländern (Seite 79 ff.). — 3 Siehe Erläuterungen zu Benin. — 4 Wertverhältnis zum Euro.

II. Übersicht über die Währungen der Welt

noch: 1. Währungen und Devisenkurse in einzelnen Ländern

| Land Hauptstadt Länderschlüssel | Währung ISO-Währungscode | Kurs- art 1) | Einheit | Jahresdurchschnitt | | Kurs per Monatsende | | | | | |
|---|---|-----------------|-----------|--------------------|-----|---------------------|-----------|------------|-----|----------|-----|
| | | | | 2009 | | Februar 2010 | März 2010 | April 2010 | | | |
| China (Taiwan) | | | | | | | | | | | |
| Taipeh 736 | Neuer Taiwan-Dollar (NT\$) = 100 Cents (¢) | A | 1 USD = | 32,97 | TWD | 32,03 | TWD | 31,71 | TWD | 31,31 | TWD |
| | | V | 1 USD = | 33,07 | TWD | 32,13 | TWD | 31,81 | TWD | 31,41 | TWD |
| | TWD | A | 1 EUR = | 45,83 | TWD | 43,37 | TWD | 42,39 | TWD | 41,30 | TWD |
| | | V | 1 EUR = | 46,23 | TWD | 43,77 | TWD | 42,79 | TWD | 41,70 | TWD |
| Cookinseln 2) | | | | | | | | | | | |
| Avarua 837 | Cookinseln-Dollar (Ci\$) = 100 Cents (c) NZD | 3) A | 1 NZD = | 0,4616 | EUR | 0,5192 | EUR | 0,5382 | EUR | 0,5556 | EUR |
| | | V | 1 NZD = | 0,4464 | EUR | 0,5014 | EUR | 0,5199 | EUR | 0,5368 | EUR |
| Costa Rica | | | | | | | | | | | |
| San José 436 | Costa-Rica-Colón (₡) = 100 Céntimos (c) | A | 1 USD = | 568,15 | CRC | 548,54 | CRC | 518,51 | CRC | 505,90 | CRC |
| | | V | 1 USD = | 578,03 | CRC | 558,45 | CRC | 528,78 | CRC | 516,04 | CRC |
| | CRC | W, A | 1 EUR = | 793,5779 | CRC | 744,3688 | CRC | 698,8996 | CRC | 673,6059 | CRC |
| | | W, V | 1 EUR = | 807,3847 | CRC | 757,8167 | CRC | 712,7426 | CRC | 687,1073 | CRC |
| Côte d'Ivoire 4) | | | | | | | | | | | |
| Yamoussoukro Regierungssitz: Abidjan 272 | CFA-Franc XOF | 5) | 1 EUR = | 655,957 | XOF | 655,957 | XOF | 655,957 | XOF | 655,957 | XOF |
| Dänemark | | | | | | | | | | | |
| Kopenhagen 008 | Dänische Krone (dkr) = 100 Øre DKK | M | 100 USD = | 535,51 | DKK | 548,47 | DKK | 552,32 | DKK | 561,41 | DKK |
| | | M | 100 EUR = | 744,63 | DKK | 744,28 | DKK | 744,47 | DKK | 744,21 | DKK |
| Deutschland | | | | | | | | | | | |
| Berlin 004 | Euro (€) = 100 Cent EUR | M | 1 EUR = | 1,3948 | USD | 1,3570 | USD | 1,3479 | USD | 1,3315 | USD |
| Dominica | | | | | | | | | | | |
| Roseau 460 | Ostkaribischer Dollar (EC\$) = 100 Cents | A | 1 USD = | 2,6882 | XCD | 2,6882 | XCD | 2,6882 | XCD | 2,6882 | XCD |
| | | V | 1 USD = | 2,7169 | XCD | 2,7169 | XCD | 2,7169 | XCD | 2,7169 | XCD |
| | XCD | W, A | 1 EUR = | 3,7495 | XCD | 3,6479 | XCD | 3,6234 | XCD | 3,5793 | XCD |
| | | W, V | 1 EUR = | 3,7895 | XCD | 3,6868 | XCD | 3,6621 | XCD | 3,6176 | XCD |
| Dominikanische Republik | | | | | | | | | | | |
| Santo Domingo 456 | Dominikanischer Peso (dom\$) = 100 Centavos (cts) | A | 1 USD = | 35,9196 | DOP | 36,2779 | DOP | 36,3432 | DOP | 36,5975 | DOP |
| | | V | 1 USD = | 36,0002 | DOP | 36,3554 | DOP | 36,4251 | DOP | 36,7313 | DOP |
| | DOP | W, A | 1 EUR = | 50,1672 | DOP | 49,2291 | DOP | 48,9870 | DOP | 48,7296 | DOP |
| | | W, V | 1 EUR = | 50,2792 | DOP | 49,3343 | DOP | 49,0974 | DOP | 48,9077 | DOP |

Quellen: Zentralbank oder eine Geschäftsbank des jeweiligen Landes. — 1 A = Ankauf; V = Verkauf; M = Mittel; W = Errechneter Wert. — 2 Siehe Erläuterungen zu einzelnen Ländern (Seite 79 ff.). — 3 Währungsparität

zum Neuseeland-Dollar. — 4 Siehe Erläuterungen zu Benin. — 5 Wertverhältnis zum Euro.

II. Übersicht über die Währungen der Welt

noch: 1. Währungen und Devisenkurse in einzelnen Ländern

| Land Hauptstadt Länderschlüssel | Währung ISO-Währungscode | Kurs- art 1) | Einheit | Jahresdurchschnitt | | Kurs per Monatsende | | | | | |
|---------------------------------------|---|-----------------|---------|--------------------|-----|---------------------|-----------|------------|-----|----------|-----|
| | | | | 2009 | | Februar 2010 | März 2010 | April 2010 | | | |
| Dschibuti | | | | | | | | | | | |
| Dschibuti 338 | Dschibuti-Franc (FD) = 100 Centimes (c) DJF | A | 1 USD = | 176,832 | DJF | 176,832 | DJF | 176,832 | DJF | 176,832 | DJF |
| | | V | 1 USD = | 179,498 | DJF | 179,498 | DJF | 179,498 | DJF | 179,498 | DJF |
| | | A | 1 EUR = | 245,41 | DJF | 236,53 | DJF | 235,47 | DJF | 230,20 | DJF |
| | | V | 1 EUR = | 254,61 | DJF | 245,27 | DJF | 244,18 | DJF | 242,32 | DJF |
| El Salvador 2) | | | | | | | | | | | |
| San Salvador 428 | El-Salvador-Colón (¢) = 100 Centavos SVC | A / V | 1 USD = | 8,75 | SVC | 8,75 | SVC | 8,75 | SVC | 8,75 | SVC |
| | | W,A / V | 1 EUR = | 12,2045 | SVC | 11,8738 | SVC | 11,7941 | SVC | 11,6506 | SVC |
| Eritrea | | | | | | | | | | | |
| Asmara 336 | Nakfa (Nfa) = 100 Cents (cts) ERN | A | 1 USD = | 15,0000 | ERN | 15,0000 | ERN | 15,0000 | ERN | 15,0000 | ERN |
| | | V | 1 USD = | 15,7500 | ERN | 15,7500 | ERN | 15,7500 | ERN | 15,7500 | ERN |
| | | A | 1 EUR = | 20,9101 | ERN | 20,2425 | ERN | 20,2155 | ERN | 19,8630 | ERN |
| | | V | 1 EUR = | 21,6696 | ERN | 21,0020 | ERN | 20,9750 | ERN | 20,6225 | ERN |
| Estland | | | | | | | | | | | |
| Tallinn 053 | Estnische Krone (ekr) = 100 Sents EEK | M | 1 USD = | 11,24021 | EEK | 11,50870 | EEK | 11,62930 | EEK | 11,75070 | EEK |
| | | M | 1 EUR = | 15,6466 | EEK | 15,6466 | EEK | 15,6466 | EEK | 15,6466 | EEK |
| Falklandinseln (Malwinen) | | | | | | | | | | | |
| Stanley 529 | Falkland-Pfund (Ft£) = 100 Pence (p) FKP | 3) | 1 FKP = | 1 | GBP | 1 | GBP | 1 | GBP | 1 | GBP |
| Fidschi | | | | | | | | | | | |
| Suva 815 | Fidschi-Dollar (\$F) = 100 Cents (c) FJD | A | 1 FJD = | 0,5186 | USD | 0,5195 | USD | 0,5270 | USD | 0,5300 | USD |
| | | V | 1 FJD = | 0,5016 | USD | 0,5025 | USD | 0,5100 | USD | 0,5130 | USD |
| | | A | 1 FJD = | 0,3730 | EUR | 0,3832 | EUR | 0,3924 | EUR | 0,4001 | EUR |
| | | V | 1 FJD = | 0,3610 | EUR | 0,3712 | EUR | 0,3804 | EUR | 0,3881 | EUR |
| Finnland | | | | | | | | | | | |
| Helsinki 032 | Euro (€) = 100 Cent EUR | M | 1 EUR = | 1,3948 | USD | 1,3570 | USD | 1,3479 | USD | 1,3315 | USD |
| Frankreich | | | | | | | | | | | |
| Paris 001 | Euro (€) = 100 Cent EUR | M | 1 EUR = | 1,3948 | USD | 1,3570 | USD | 1,3479 | USD | 1,3315 | USD |

Quellen: Zentralbank oder eine Geschäftsbank des jeweiligen Landes. —
1 A = Ankauf; V = Verkauf; M = Mittel; W = Errechneter Wert. — 2 Siehe Er-

läuterungen zu einzelnen Ländern (Seite 79 ff.). — 3 Wertverhältnis zum
Pfund Sterling; Kurse siehe Vereinigtes Königreich.

II. Übersicht über die Währungen der Welt
noch: 1. Währungen und Devisenkurse in einzelnen Ländern

| Land Hauptstadt Länderschlüssel | Währung ISO-Währungscode | Kurs- art 1) | Einheit | Jahresdurchschnitt | | Kurs per Monatsende | | | | | |
|---------------------------------------|---|------------------------|--|--|--------------------------|--|--------------------------|--|--------------------------|--|--------------------------|
| | | | | 2009 | | Februar 2010 | März 2010 | April 2010 | | | |
| Gabun 2) | | | | | | | | | | | |
| Libreville 314 | CFA-Franc XAF | 3) | 1 EUR = | 655,957 | XAF | 655,957 | XAF | 655,957 | XAF | 655,957 | XAF |
| Gambia | | | | | | | | | | | |
| Banjul 252 | Dalasi (D) = 100 Bututs (b) GMD | M M | 1 USD = 1 EUR = | 26,66 36,95 | GMD GMD | 26,96 38,14 | GMD GMD | 27,04 37,14 | GMD GMD | 27,34 37,47 | GMD GMD |
| Georgien | | | | | | | | | | | |
| Tiflis 076 | Lari (GEL) = 100 Tetri GEL | M M | 1 USD = 1 EUR = | 1,6710 2,3282 | GEL GEL | 1,7360 2,3632 | GEL GEL | 1,7494 2,3589 | GEL GEL | 1,7738 2,3494 | GEL GEL |
| Ghana | | | | | | | | | | | |
| Accra 276 | Ghana-Cedi (GH¢) = 100 Ghana-Pesewas (Gp) GHS | A V A V | 1 USD = 1 USD = 1 EUR = 1 EUR = | 1,3950 1,4305 1,9517 2,0004 | GHS GHS GHS GHS | 1,4201 1,4396 1,9269 1,9531 | GHS GHS GHS GHS | 1,4119 1,4324 1,8961 1,9236 | GHS GHS GHS GHS | 1,4120 1,4292 1,8770 1,8993 | GHS GHS GHS GHS |
| Gibraltar | | | | | | | | | | | |
| Gibraltar 044 | Gibraltar-Pfund (Gib£) = 100 Pence (p) GIP | 4) | 1 GIP = | 1 | GBP | 1 | GBP | 1 | GBP | 1 | GBP |
| Grenada | | | | | | | | | | | |
| St. George's 473 | Ostkaribischer Dollar (EC\$) = 100 Cents XCD | A V W, A W, V | 1 USD = 1 USD = 1 EUR = 1 EUR = | 2,6882 2,7169 3,7495 3,7895 | XCD XCD XCD XCD | 2,6882 2,7169 3,6479 3,6868 | XCD XCD XCD XCD | 2,6882 2,7169 3,6234 3,6621 | XCD XCD XCD XCD | 2,6882 2,7169 3,5793 3,6176 | XCD XCD XCD XCD |
| Griechenland | | | | | | | | | | | |
| Athen 009 | Euro (€) = 100 Cent EUR | M | 1 EUR = | 1,3948 | USD | 1,3570 | USD | 1,3479 | USD | 1,3315 | USD |
| Guatemala | | | | | | | | | | | |
| Guatemala- Stadt 416 | Quetzal (Q) = 100 Centavos GTQ | M W, M | 1 USD = 1 EUR = | 8,19461 11,45058 | GTQ GTQ | 8,16225 11,07617 | GTQ GTQ | 7,98605 10,76440 | GTQ GTQ | 8,02284 10,68241 | GTQ GTQ |
| Guinea | | | | | | | | | | | |
| Conakry 260 | Guinea-Franc (F.G.) GNF | A V A V | 1 USD = 1 USD = 1 EUR = 1 EUR = | 4 825,4167 5 055,1906 6 742,9496 7 062,9849 | GNF GNF GNF GNF | 5 400,00 5 825,00 7 274,88 7 847,44 | GNF GNF GNF GNF | 5 800,00 6 225,00 7 809,4680 8 381,7135 | GNF GNF GNF GNF | 6 000,00 6 425,00 7 980,00 8 545,25 | GNF GNF GNF GNF |

Quellen: Zentralbank oder eine Geschäftsbank des jeweiligen Landes. —
1 A = Ankauf; V = Verkauf; M = Mittel; W = Errechneter Wert. — 2 Siehe

Erläuterungen zu Äquatorialguinea. — 3 Wertverhältnis zum Euro. — 4 Wert-
verhältnis zum Pfund Sterling; Kurse siehe Vereinigtes Königreich.

II. Übersicht über die Währungen der Welt

noch: 1. Währungen und Devisenkurse in einzelnen Ländern

| Land Hauptstadt Länderschlüssel | Währung ISO-Währungscode | Kurs- art 1) | Einheit | Jahresdurchschnitt | | Kurs per Monatsende | | | | | |
|---------------------------------------|---|-----------------|---------|--------------------|-----|---------------------|-----------|------------|-----|-----------|-----|
| | | | | 2009 | | Februar 2010 | März 2010 | April 2010 | | | |
| Guinea-Bissau ²⁾ | | | | | | | | | | | |
| Bissau 257 | CFA-Franc XOF | 3) | 1 EUR = | 655,957 | XOF | 655,957 | XOF | 655,957 | XOF | 655,957 | XOF |
| Guyana | | | | | | | | | | | |
| Georgetown 488 | Guyana-Dollar (G\$) = 100 Cents (¢) | A | 1 USD = | 203,45 | GYD | 203,49 | GYD | 202,49 | GYD | 202,74 | GYD |
| | | V | 1 USD = | 205,87 | GYD | 205,91 | GYD | 204,90 | GYD | 205,16 | GYD |
| | GYD | A | 1 EUR = | 284,38 | GYD | 276,36 | GYD | 272,76 | GYD | 269,85 | GYD |
| | | V | 1 EUR = | 288,01 | GYD | 279,86 | GYD | 276,21 | GYD | 273,27 | GYD |
| Haiti | | | | | | | | | | | |
| Port-au-Prince 452 | Gourde (Gde.) = 100 Centimes (cts.) HTG | M | 1 USD = | 41,2797 | HTG | 38,6375 | HTG | 39,6156 | HTG | 39,5097 | HTG |
| | | W | 1 EUR = | 57,6816 | HTG | 52,4311 | HTG | 53,3979 | HTG | 52,6072 | HTG |
| Honduras | | | | | | | | | | | |
| Tegucigalpa 424 | Lempira (L) = 100 Centavos (cts.) | A | 1 USD = | 18,8951 | HNL | 18,8951 | HNL | 18,8952 | HNL | 18,8951 | HNL |
| | | V | 1 USD = | 19,0273 | HNL | 19,0273 | HNL | 19,0274 | HNL | 19,0273 | HNL |
| | HNL | W, A | 1 EUR = | 26,3834 | HNL | 25,6407 | HNL | 25,4688 | HNL | 25,1588 | HNL |
| | | W, V | 1 EUR = | 26,5680 | HNL | 25,8200 | HNL | 25,6470 | HNL | 25,3348 | HNL |
| Hongkong | | | | | | | | | | | |
| Hongkong 740 | Hongkong-Dollar (HK\$) = 100 Cents (c) | A | 1 USD = | 7,7392 | HKD | 7,7500 | HKD | 5) 7,7530 | HKD | 7,7530 | HKD |
| | | V | 1 USD = | 7,7639 | HKD | 7,7745 | HKD | 5) 7,7775 | HKD | 7,7775 | HKD |
| | HKD | A | 1 EUR = | 10,7696 | HKD | 10,4995 | HKD | 5) 10,4330 | HKD | 10,2480 | HKD |
| | | V | 1 EUR = | 10,8648 | HKD | 10,5690 | HKD | 5) 10,5025 | HKD | 10,3175 | HKD |
| Indien ⁴⁾ | | | | | | | | | | | |
| New Delhi 664 | Indische Rupie (iR) = 100 Paise (P.) | A | 1 USD = | 47,94 | INR | 45,86 | INR | 44,67 | INR | 44,00 | INR |
| | | V | 1 USD = | 48,85 | INR | 46,77 | INR | 45,58 | INR | 44,91 | INR |
| | INR | A | 1 EUR = | 66,54 | INR | 62,03 | INR | 59,63 | INR | 58,08 | INR |
| | | V | 1 EUR = | 68,21 | INR | 63,72 | INR | 61,31 | INR | 59,73 | INR |
| Indonesien | | | | | | | | | | | |
| Jakarta 700 | Rupiah (Rp.) = 100 Sen (S) | A | 1 USD = | 10 317,13 | IDR | 9 288,00 | IDR | 9 069,00 | IDR | 8 967,00 | IDR |
| | | V | 1 USD = | 10 420,88 | IDR | 9 382,00 | IDR | 9 161,00 | IDR | 9 057,00 | IDR |
| | IDR | A | 1 EUR = | 14 329,21 | IDR | 12 531,37 | IDR | 12 153,37 | IDR | 11 866,03 | IDR |
| | | V | 1 EUR = | 14 476,59 | IDR | 12 661,01 | IDR | 12 279,40 | IDR | 11 989,66 | IDR |
| Irak | | | | | | | | | | | |
| Bagdad 612 | Irak-Dinar (ID) = 1 000 Fils | A | 1 USD = | 1 168,000 | IQD | 1 168,000 | IQD | 1 168,000 | IQD | 1 168,000 | IQD |
| | | V | 1 USD = | 1 170,000 | IQD | 1 170,000 | IQD | 1 170,000 | IQD | 1 170,000 | IQD |
| | IQD | A | 1 EUR = | 1 634,970 | IQD | 1 577,424 | IQD | 1 576,605 | IQD | 1 548,890 | IQD |
| | | V | 1 EUR = | 1 635,784 | IQD | 1 578,213 | IQD | 1 577,394 | IQD | 1 549,665 | IQD |

Quellen: Zentralbank oder eine Geschäftsbank des jeweiligen Landes. — 1 A = Ankauf; V = Verkauf; M = Mittel; W = Errechneter Wert. — 2 Siehe Erläuterungen zu Benin. — 3 Wertverhältnis zum Euro. — 4 Siehe Erläuterungen zu einzelnen Ländern (Seite 79 ff.). — 5 Kurs vom 1. April 2010.

II. Übersicht über die Währungen der Welt
noch: 1. Währungen und Devisenkurse in einzelnen Ländern

| Land Hauptstadt Länderschlüssel | Währung ISO-Währungscode | Kurs- art 1) | Einheit | Jahresdurchschnitt | | | | Kurs per Monatsende | | | |
|--|--|-----------------|---------|--------------------|-----|--------------|-----|---------------------|-----|------------|-----|
| | | | | 2009 | | Februar 2010 | | März 2010 | | April 2010 | |
| Iran, Islamische Republik ²⁾ | | | | | | | | | | | |
| Teheran 616 | Rial (Rl.) = 100 Dinars IRR | M | 1 USD = | 9 870 | IRR | 9 988 | IRR | 10 012 | IRR | 10 121 | IRR |
| | | M | 1 EUR = | 13 776 | IRR | 13 608 | IRR | 13 416 | IRR | 13 372 | IRR |
| Irland | | | | | | | | | | | |
| Dublin 007 | Euro (€) = 100 Cent EUR | M | 1 EUR = | 1,3948 | USD | 1,3570 | USD | 1,3479 | USD | 1,3315 | USD |
| Island | | | | | | | | | | | |
| Reykjavik 024 | Isländische Krone (ikr) ISK | A | 1 USD = | 123,31 | ISK | 128,01 | ISK | 127,81 | ISK | 127,37 | ISK |
| | | V | 1 USD = | 123,90 | ISK | 128,63 | ISK | 128,43 | ISK | 127,97 | ISK |
| | | A | 1 EUR = | 172,09 | ISK | 174,20 | ISK | 172,03 | ISK | 169,57 | ISK |
| | | V | 1 EUR = | 173,05 | ISK | 175,18 | ISK | 172,99 | ISK | 170,51 | ISK |
| Israel | | | | | | | | | | | |
| Jerusalem 624 | Neuer Schekel (NIS) = 100 Agorot ILS | M | 1 USD = | 3,9228 | ILS | 3,7960 | ILS | 3,7130 | ILS | 3,7160 | ILS |
| | | M | 1 EUR = | 5,4692 | ILS | 5,1519 | ILS | 4,9905 | ILS | 4,9451 | ILS |
| Italien | | | | | | | | | | | |
| Rom 005 | Euro (€) = 100 Cent EUR | M | 1 EUR = | 1,3948 | USD | 1,3570 | USD | 1,3479 | USD | 1,3315 | USD |
| Jamaika | | | | | | | | | | | |
| Kingston 464 | Jamaika-Dollar (J\$) = 100 Cents (c) JMD | A | 1 USD = | 88,3707 | JMD | 89,4310 | JMD | 88,9567 | JMD | 88,7943 | JMD |
| | | V | 1 USD = | 88,8226 | JMD | 89,7453 | JMD | 89,5082 | JMD | 89,0741 | JMD |
| | | A | 1 EUR = | 123,2447 | JMD | 121,0619 | JMD | 119,4541 | JMD | 117,5615 | JMD |
| | | V | 1 EUR = | 123,8946 | JMD | 121,3643 | JMD | 120,1572 | JMD | 117,9605 | JMD |
| Japan | | | | | | | | | | | |
| Tokyo 732 | Yen (¥) = 100 Sen JPY | A | 1 USD = | 92,58 | JPY | 88,43 | JPY | 92,04 | JPY | 93,07 | JPY |
| | | V | 1 USD = | 94,58 | JPY | 90,43 | JPY | 94,04 | JPY | 95,07 | JPY |
| | | A | 1 EUR = | 128,73 | JPY | 119,71 | JPY | 123,42 | JPY | 122,98 | JPY |
| | | V | 1 EUR = | 131,73 | JPY | 122,71 | JPY | 126,42 | JPY | 125,98 | JPY |
| Jemen | | | | | | | | | | | |
| Sanaa 653 | Jemen-Rial (Y. Rl.) = 100 Fils YER | A | 1 USD = | 203,04 | YER | 214,98 | YER | 221,79 | YER | 225,08 | YER |
| | | V | 1 USD = | 203,33 | YER | 215,38 | YER | 222,75 | YER | 225,51 | YER |
| | | A | 1 EUR = | 283,50 | YER | 292,91 | YER | 299,36 | YER | 300,43 | YER |
| | | V | 1 EUR = | 283,90 | YER | 293,46 | YER | 300,66 | YER | 301,00 | YER |

Quellen: Zentralbank oder eine Geschäftsbank des jeweiligen Landes. —
1 A = Ankauf; V = Verkauf; M = Mittel; W = Errechneter Wert. — 2 Siehe
Erläuterungen zu einzelnen Ländern (Seite 79 ff.).

II. Übersicht über die Währungen der Welt

noch: 1. Währungen und Devisenkurse in einzelnen Ländern

| Land Hauptstadt Länderschlüssel | Währung ISO-Währungscode | Kurs- art 1) | Einheit | Jahresdurchschnitt | | Kurs per Monatsende | | | | | |
|---------------------------------------|---|-----------------|---------|--------------------|-----|---------------------|-----------|------------|-----|---------|-----|
| | | | | 2009 | | Februar 2010 | März 2010 | April 2010 | | | |
| Jordanien | | | | | | | | | | | |
| Amman 628 | Jordan-Dinar (JD) = 1 000 Fils | A | 1 USD = | 0,7080 | JOD | 0,7080 | JOD | 0,7080 | JOD | 0,7080 | JOD |
| | | V | 1 USD = | 0,7100 | JOD | 0,7100 | JOD | 0,7100 | JOD | 0,7100 | JOD |
| | JOD | A | 1 EUR = | 0,98798 | JOD | 0,96430 | JOD | 0,94766 | JOD | 0,93350 | JOD |
| | | V | 1 EUR = | 0,99293 | JOD | 0,96914 | JOD | 0,95772 | JOD | 0,94288 | JOD |
| Kaimaninseln | | | | | | | | | | | |
| George Town 463 | Kaiman-Dollar (CI\$) = 100 Cents | A | 1 USD = | 0,82 | KYD | 0,82 | KYD | 0,82 | KYD | 0,82 | KYD |
| | | V | 1 USD = | 0,84 | KYD | 0,84 | KYD | 0,84 | KYD | 0,84 | KYD |
| | KYD | W, A | 1 EUR = | 1,1437 | KYD | 1,1127 | KYD | 1,1053 | KYD | 1,0918 | KYD |
| | | W, V | 1 EUR = | 1,1716 | KYD | 1,1399 | KYD | 1,1322 | KYD | 1,1185 | KYD |
| Kambodscha | | | | | | | | | | | |
| Phnom Penh 696 | Riel (CR) = 100 Sen | A | 1 USD = | 4 144 | KHR | 4 183 | KHR | 4 182 | KHR | 4 200 | KHR |
| | | V | 1 USD = | 4 152 | KHR | 4 191 | KHR | 4 190 | KHR | 4 208 | KHR |
| | KHR | A | 1 EUR = | 5 779 | KHR | 5 661 | KHR | 5 613 | KHR | 5 569 | KHR |
| | | V | 1 EUR = | 5 837 | KHR | 5 673 | KHR | 5 625 | KHR | 5 580 | KHR |
| Kamerun 2) | | | | | | | | | | | |
| Jaunde 302 | CFA-Franc XAF | 3) | 1 EUR = | 655,957 | XAF | 655,957 | XAF | 655,957 | XAF | 655,957 | XAF |
| Kanada | | | | | | | | | | | |
| Ottawa 404 | Kanadischer Dollar (kan\$) = 100 Cents (c) | M | 1 USD = | 1,1420 | CAD | 1,0526 | CAD | 1,0156 | CAD | 1,0116 | CAD |
| | | M | 1 EUR = | 1,5824 | CAD | 1,4377 | CAD | 1,3737 | CAD | 1,3456 | CAD |
| | CAD | | | | | | | | | | |
| Kap Verde | | | | | | | | | | | |
| Praia 247 | Kap-Verde-Escudo (KEsc) = 100 Centavos (CTS) | A | 1 USD = | 79,189 | CVE | 81,643 | CVE | 81,686 | CVE | 83,080 | CVE |
| | | V | 1 USD = | 79,391 | CVE | 81,845 | CVE | 81,888 | CVE | 83,282 | CVE |
| | CVE | 3) A/V | 1 EUR = | 110,265 | CVE | 110,265 | CVE | 110,265 | CVE | 110,265 | CVE |
| Kasachstan | | | | | | | | | | | |
| Astana 079 | Tenge (T) = 100 Tiyñ | M | 1 USD = | 147,85 | KZT | 147,32 | KZT | 147,11 | KZT | 146,78 | KZT |
| | | M | 1 EUR = | 206,18 | KZT | 199,97 | KZT | 198,20 | KZT | 194,35 | KZT |
| | KZT | | | | | | | | | | |
| Katar | | | | | | | | | | | |
| Doha 644 | Katar-Riyal (QR) = 100 Dirham | A | 1 USD = | 3,6300 | QAR | 3,6300 | QAR | 3,6300 | QAR | 3,6300 | QAR |
| | | V | 1 USD = | 3,6502 | QAR | 3,6502 | QAR | 3,6502 | QAR | 3,6502 | QAR |
| | QAR | A | 1 EUR = | 5,061 | QAR | 4,930 | QAR | 4,883 | QAR | 4,805 | QAR |
| | | V | 1 EUR = | 5,131 | QAR | 4,998 | QAR | 4,951 | QAR | 4,873 | QAR |

Quellen: Zentralbank oder eine Geschäftsbank des jeweiligen Landes. —
1 A = Ankauf; V = Verkauf; M = Mittel; W = Errechneter Wert. — 2 Siehe
Erläuterungen zu Äquatorialguinea. — 3 Wertverhältnis zum Euro.

II. Übersicht über die Währungen der Welt

noch: 1. Währungen und Devisenkurse in einzelnen Ländern

| Land Hauptstadt Länderschlüssel | Währung ISO-Währungscode | Kurs- art 1) | Einheit | Jahresdurchschnitt | | Kurs per Monatsende | | | | | |
|---|--|-----------------|---------|--------------------|-----|---------------------|-----------|------------|-----|------------|-----|
| | | | | 2009 | | Februar 2010 | März 2010 | April 2010 | | | |
| Kenia ²⁾ | | | | | | | | | | | |
| Nairobi 346 | Kenia-Schilling (K.Sh.) = 100 Cents (cts) KES | A | 1 USD = | 77,2199 | KES | 76,8089 | KES | 77,2494 | KES | 77,1761 | KES |
| | | V | 1 USD = | 77,3859 | KES | 76,9856 | KES | 77,4133 | KES | 77,3559 | KES |
| | | A | 1 EUR = | 107,6990 | KES | 104,3497 | KES | 103,5938 | KES | 102,3107 | KES |
| | | V | 1 EUR = | 107,9490 | KES | 104,6112 | KES | 103,8396 | KES | 102,5817 | KES |
| Kirgisistan | | | | | | | | | | | |
| Bischkek 083 | Kirgisistan-Som (K.S.) = 100 Tyins KGS | M | 1 USD = | 42,9989 | KGS | 44,6522 | KGS | 45,1364 | KGS | 45,5518 | KGS |
| | | M | 1 EUR = | 60,1184 | KGS | 60,6020 | KGS | 60,3496 | KGS | 60,4545 | KGS |
| Kiribati ²⁾ | | | | | | | | | | | |
| Bairiki 812 | Australischer Dollar / Kiribati (\$A/K) = 100 Cents AUD | 3) M | 1 AUD = | 0,5683 | EUR | 0,6551 | EUR | 0,6827 | EUR | 0,7023 | EUR |
| Kolumbien | | | | | | | | | | | |
| Bogotá 480 | Kolumbianischer Peso (kol\$) = 100 Centavos COP | A | 1 USD = | 2 152,65 | COP | 1 941,81 | COP | 1 928,11 | COP | 1 969,38 | COP |
| | | V | 1 USD = | 2 153,43 | COP | 1 942,14 | COP | 1 929,07 | COP | 1 970,12 | COP |
| | | W, A | 1 EUR = | 2 990,69 | COP | 2 635,04 | COP | 2 598,90 | COP | 2 622,23 | COP |
| | | W, V | 1 EUR = | 2 991,77 | COP | 2 635,48 | COP | 2 600,19 | COP | 2 623,21 | COP |
| Komoren | | | | | | | | | | | |
| Moroni 375 | Komoren-Franc (FC) = 100 Centimes KMF | 4) | 1 EUR = | 491,96775 | KMF | 491,96775 | KMF | 491,96775 | KMF | 491,96775 | KMF |
| Kongo ⁵⁾ | | | | | | | | | | | |
| Brazzaville 318 | CFA-Franc XAF | 4) | 1 EUR = | 655,957 | XAF | 655,957 | XAF | 655,957 | XAF | 655,957 | XAF |
| Kongo, Demokratische Republik | | | | | | | | | | | |
| Kinshasa 322 | Kongo-Franc (FC) = 100 Centimes CDF | A | 1 USD = | 805,7701 | CDF | 902,2300 | CDF | 885,4381 | CDF | 877,4220 | CDF |
| | | V | 1 USD = | 831,3085 | CDF | 930,8256 | CDF | 913,5015 | CDF | 913,2352 | CDF |
| | | A | 1 EUR = | 1 126,8844 | CDF | 1 218,1467 | CDF | 1 190,1855 | CDF | 1 157,6650 | CDF |
| | | V | 1 EUR = | 1 162,6003 | CDF | 1 256,7551 | CDF | 1 227,9078 | CDF | 1 204,9166 | CDF |
| Korea, Demokratische Volksrepublik | | | | | | | | | | | |
| Pjöngjang 724 | Won = 100 Chon KPW | A | 1 USD = | . | | 101,00 | KPW | 101,50 | KPW | 100,10 | KPW |
| | | V | 1 USD = | . | | 101,60 | KPW | 102,02 | KPW | 100,62 | KPW |
| | | A | 1 EUR = | . | | 136,00 | KPW | 134,80 | KPW | 135,90 | KPW |
| | | V | 1 EUR = | . | | 136,70 | KPW | 135,50 | KPW | 136,60 | KPW |
| Korea, Republik | | | | | | | | | | | |
| Seoul 728 | Won (₩) = 100 Chon KRW | A | 1 USD = | 1 263,39 | KRW | 1 147,70 | KRW | 1 118,00 | KRW | 1 096,20 | KRW |
| | | V | 1 USD = | 1 288,30 | KRW | 1 170,30 | KRW | 1 140,00 | KRW | 1 117,80 | KRW |
| | | A | 1 EUR = | 1 753,46 | KRW | 1 557,61 | KRW | 1 501,65 | KRW | 1 457,37 | KRW |
| | | V | 1 EUR = | 1 788,87 | KRW | 1 589,07 | KRW | 1 531,97 | KRW | 1 486,81 | KRW |

Quellen: Zentralbank oder eine Geschäftsbank des jeweiligen Landes. — 1 A = Ankauf; V = Verkauf; M = Mittel; W = Errechneter Wert. — 2 Siehe Erläuterungen zu einzelnen Ländern (Seite 79 ff.). — 3 Währungsparität zum

australischen Dollar. — 4 Wertverhältnis zum Euro. — 5 Siehe Erläuterungen zu Äquatorialguinea.

II. Übersicht über die Währungen der Welt

noch: 1. Währungen und Devisenkurse in einzelnen Ländern

| Land Hauptstadt Länderschlüssel | Währung ISO-Währungscode | Kurs- art 1) | Einheit | Jahresdurchschnitt | | Kurs per Monatsende | | | | | |
|--|--|-----------------|---------|--------------------|-----|---------------------|-----------|------------|-----|----------|-----|
| | | | | 2009 | | Februar 2010 | März 2010 | April 2010 | | | |
| Kroatien | | | | | | | | | | | |
| Zagreb 092 | Kuna (K) = 100 Lipa (lp) HRK | A | 1 USD = | 5,188983 | HRK | 5,244984 | HRK | 5,281664 | HRK | 5,356744 | HRK |
| | | V | 1 USD = | 5,447403 | HRK | 5,481008 | HRK | 5,519339 | HRK | 5,544230 | HRK |
| | | A | 1 EUR = | 7,2880 | HRK | 7,2150 | HRK | 7,2100 | HRK | 7,2000 | HRK |
| | | V | 1 EUR = | 7,3976 | HRK | 7,3250 | HRK | 7,3200 | HRK | 7,3000 | HRK |
| Kuba 2) | | | | | | | | | | | |
| Havanna 448 | Konvertibler Peso / Kubanischer Peso (kub\$) = 100 Centavos CUC / CUP | A | 1 CUC = | 1,11628 | USD | 1,11628 | USD | 1,11628 | USD | 1,11628 | USD |
| | | V | 1 CUC = | 1,04600 | USD | 1,04600 | USD | 1,04600 | USD | 1,04600 | USD |
| | | A | 1 EUR = | 1,25137 | CUC | 1,21385 | CUC | 1,20023 | CUC | 1,18142 | CUC |
| | | V | 1 EUR = | 1,33564 | CUC | 1,29560 | CUC | 1,28097 | CUC | 1,26090 | CUC |
| Kuwait | | | | | | | | | | | |
| Kuwait 636 | Kuwait-Dinar (KD) = 1 000 Fils KWD | A | 1 USD = | 0,28748 | KWD | 0,28790 | KWD | 0,28825 | KWD | 0,28830 | KWD |
| | | V | 1 USD = | 0,28967 | KWD | 0,29000 | KWD | 0,29035 | KWD | 0,29040 | KWD |
| | | A | 1 EUR = | 0,402143 | KWD | 0,389817 | KWD | 0,388561 | KWD | 0,381940 | KWD |
| | | V | 1 EUR = | 0,405304 | KWD | 0,392660 | KWD | 0,391392 | KWD | 0,384722 | KWD |
| Laos, Demokratische Volksrepublik | | | | | | | | | | | |
| Vientiane 684 | Kip LAK | A | 1 USD = | 8 504 | LAK | 8 477 | LAK | 8 444 | LAK | 8 268 | LAK |
| | | V | 1 USD = | 8 532 | LAK | 8 499 | LAK | 8 472 | LAK | 8 296 | LAK |
| | | A | 1 EUR = | 11 825 | LAK | 11 484 | LAK | 11 308 | LAK | 10 932 | LAK |
| | | V | 1 EUR = | 11 881 | LAK | 11 539 | LAK | 11 361 | LAK | 10 983 | LAK |
| Lesotho 2) | | | | | | | | | | | |
| Maseru 395 | Loti (M) = 100 Lisente (s) LSL | 3) | 1 ZAR = | 1 | LSL | 1 | LSL | 1 | LSL | 1 | LSL |
| Lettland | | | | | | | | | | | |
| Riga 054 | Lats (Ls) = 100 Santims (s) LVL | M | 1 USD = | 0,5056 | LVL | 0,5220 | LVL | 0,5210 | LVL | 0,5310 | LVL |
| | | M | 1 EUR = | 0,702804 | LVL | 0,702804 | LVL | 0,702804 | LVL | 0,702804 | LVL |
| Libanon | | | | | | | | | | | |
| Beirut 604 | Libanesisches Pfund (£) = 100 Piastres (P.L.) LBP | M | 1 USD = | 1 507,50 | LBP | 1 507,50 | LBP | 1 507,50 | LBP | 1 507,50 | LBP |
| | | M | 1 EUR = | 2 101,12 | LBP | 2 034,22 | LBP | 2 031,36 | LBP | 2 007,24 | LBP |
| Liberia 2) | | | | | | | | | | | |
| Monrovia 268 | Liberianischer Dollar (Lib\$) = 100 Cents LRD | A | 1 USD = | 68,33 | LRD | 71,50 | LRD | 71,00 | LRD | 70,00 | LRD |
| | | V | 1 USD = | 69,33 | LRD | 72,50 | LRD | 72,00 | LRD | 71,00 | LRD |
| | | W, A | 1 EUR = | 95,5674 | LRD | 97,0255 | LRD | 95,7009 | LRD | 93,2050 | LRD |
| | | W, V | 1 EUR = | 96,9637 | LRD | 98,3825 | LRD | 97,0488 | LRD | 94,5365 | LRD |

Quellen: Zentralbank oder eine Geschäftsbank des jeweiligen Landes. — 1 A = Ankauf; V = Verkauf; M = Mittel; W = Errechneter Wert. — 2 Siehe Erläuterungen zu einzelnen Ländern (Seite 79 ff.). — 3 Währungsparität zum (südafrikanischen) Rand; Kurse siehe Südafrika.

II. Übersicht über die Währungen der Welt
noch: 1. Währungen und Devisenkurse in einzelnen Ländern

| Land Hauptstadt Länderschlüssel | Währung ISO-Währungscode | Kurs- art 1) | Einheit | Jahresdurchschnitt | | Kurs per Monatsende | | | | | |
|---|---|-----------------|---------|--------------------|-----|---------------------|-----|-----------|-----|------------|-----|
| | | | | 2009 | | Februar 2010 | | März 2010 | | April 2010 | |
| Libysch-Arabische Dschamahirija | | | | | | | | | | | |
| Tripolis 216 | Libyscher Dinar (LD.) = 1 000 Dirham | A | 1 USD = | 1,249225 | LYD | 1,2577 | LYD | 1,2685 | LYD | 1,2795 | LYD |
| | | V | 1 USD = | 1,255492 | LYD | 1,2640 | LYD | 1,2749 | LYD | 1,2859 | LYD |
| | LYD | A | 1 EUR = | 1,745617 | LYD | 1,7067 | LYD | 1,7102 | LYD | 1,6947 | LYD |
| | | V | 1 EUR = | 1,754375 | LYD | 1,7153 | LYD | 1,7188 | LYD | 1,7032 | LYD |
| Litauen | | | | | | | | | | | |
| Wilna 055 | Litas (LTL) = 100 Centas (ct) LTL | M | 1 USD = | 2,4852 | LTL | 2,5613 | LTL | 2,5535 | LTL | 2,6112 | LTL |
| | | M | 1 EUR = | 3,4528 | LTL | 3,4528 | LTL | 3,4528 | LTL | 3,4528 | LTL |
| Luxemburg | | | | | | | | | | | |
| Luxemburg 018 | Euro (€) = 100 Cent EUR | M | 1 EUR = | 1,3948 | USD | 1,3570 | USD | 1,3479 | USD | 1,3315 | USD |
| Macau 2) | | | | | | | | | | | |
| Macau 743 | Pataca (Pat.) = 100 Avos | A | 1 USD = | 7,9345 | MOP | 7,9470 | MOP | 7,9472 | MOP | 7,9486 | MOP |
| | | V | 1 USD = | 8,0342 | MOP | 8,0469 | MOP | 8,0471 | MOP | 8,0485 | MOP |
| | MOP | A | 1 EUR = | 11,0653 | MOP | 10,7720 | MOP | 10,6667 | MOP | 10,5239 | MOP |
| | | V | 1 EUR = | 11,2045 | MOP | 10,9076 | MOP | 10,8008 | MOP | 10,6564 | MOP |
| Madagaskar | | | | | | | | | | | |
| Antananarivo 370 | Ariary (Ar) = 5 Iraisimbilanja MGA | M | 1 USD = | 1 955,84 | MGA | 2 183,85 | MGA | 2 109,75 | MGA | 2 045,10 | MGA |
| | | M | 1 EUR = | 2 721,84 | MGA | 2 963,51 | MGA | 2 835,27 | MGA | 2 702,56 | MGA |
| Malawi | | | | | | | | | | | |
| Lilongwe 386 | Malawi-Kwacha (MK) = 100 Tambala (t) MWK | A | 1 USD = | 140,5897 | MWK | 150,0469 | MWK | 150,0467 | MWK | 150,0468 | MWK |
| | | V | 1 USD = | 142,0027 | MWK | 151,5549 | MWK | 151,5547 | MWK | 151,5548 | MWK |
| | MWK | A | 1 EUR = | 196,1282 | MWK | 202,9234 | MWK | 201,6627 | MWK | 198,3619 | MWK |
| | | V | 1 EUR = | 198,0993 | MWK | 204,9628 | MWK | 203,6895 | MWK | 200,3555 | MWK |
| Malaysia | | | | | | | | | | | |
| Kuala Lumpur Regierungssitz: Putrajaya 701 | Malaysischer Ringgit (RM) = 100 Sen (c) MYR | A | 1 USD = | 3,4889 | MYR | 5) 3,3687 | MYR | 3,2373 | MYR | 3,1566 | MYR |
| | | V | 1 USD = | 3,5617 | MYR | 5) 3,4368 | MYR | 3,3027 | MYR | 3,2204 | MYR |
| | MYR | A | 1 EUR = | 4,8468 | MYR | 5) 4,5761 | MYR | 4,3324 | MYR | 4,1690 | MYR |
| | | V | 1 EUR = | 4,9745 | MYR | 5) 4,6966 | MYR | 4,4465 | MYR | 4,2788 | MYR |
| Malediven | | | | | | | | | | | |
| Male 667 | Rufiyaa (Rf) = 100 Laari (L) MVR | A | 1 USD = | 12,75 | MVR | 12,75 | MVR | 12,75 | MVR | 12,75 | MVR |
| | | V | 1 USD = | 12,85 | MVR | 12,85 | MVR | 12,85 | MVR | 12,85 | MVR |
| | MVR | W, A | 1 EUR = | 17,8029 | MVR | 17,3018 | MVR | 17,1857 | MVR | 16,9766 | MVR |
| | | W, V | 1 EUR = | 17,9426 | MVR | 17,4375 | MVR | 17,3205 | MVR | 17,1098 | MVR |
| Mali 3) | | | | | | | | | | | |
| Bamako 232 | CFA-Franc XOF | 4) | 1 EUR = | 655,957 | XOF | 655,957 | XOF | 655,957 | XOF | 655,957 | XOF |

Quellen: Zentralbank oder eine Geschäftsbank des jeweiligen Landes. —
1 A = Ankauf; V = Verkauf; M = Mittel; W = Errechneter Wert. — 2 Siehe

Erläuterungen zu einzelnen Ländern (Seite 79 ff.). — 3 Siehe Erläuterungen
zu Benin. — 4 Wertverhältnis zum Euro. — 5 Kurs vom 1. März 2010.

II. Übersicht über die Währungen der Welt

noch: 1. Währungen und Devisenkurse in einzelnen Ländern

| Land Hauptstadt Länderschlüssel | Währung ISO-Währungscode | Kurs- art 1) | Einheit | Jahresdurchschnitt | | | | Kurs per Monatsende | | | |
|---------------------------------------|---|----------------------------|--|--|------------------------------|--|------------------------------|--|------------------------------|--|------------------------------|
| | | | | 2009 | | Februar 2010 | | März 2010 | | April 2010 | |
| Malta | | | | | | | | | | | |
| Valletta 46 | Euro (€) = 100 Cent EUR | M | 1 EUR = | 1,3948 | USD | 1,3570 | USD | 1,3479 | USD | 1,3315 | USD |
| Marokko | | | | | | | | | | | |
| Rabat 204 | Dirham (DH) = 100 Centimes MAD | A V A V | 1 USD = 1 USD = 1 EUR = 1 EUR = | 8,0695 8,1180 11,214 11,281 | MAD MAD MAD MAD | 8,2264 8,2758 11,168 11,235 | MAD MAD MAD MAD | 8,2574 8,3070 11,159 11,226 | MAD MAD MAD MAD | 8,3614 8,4116 11,128 11,195 | MAD MAD MAD MAD |
| Mauretanien | | | | | | | | | | | |
| Nouakchott 228 | Ouguiya (UM) = 5 Khoums (KH) MRO | A V A V | 1 USD = 1 USD = 1 EUR = 1 EUR = | 261,16 263,78 364,36 368,01 | MRO MRO MRO MRO | 260,40 263,01 351,56 355,08 | MRO MRO MRO MRO | 264,14 266,79 354,29 357,84 | MRO MRO MRO MRO | 268,14 270,83 354,04 357,59 | MRO MRO MRO MRO |
| Mauritius | | | | | | | | | | | |
| Port Louis 373 | Mauritius-Rupie (MR) = 100 Cents (c) MUR | A V A V | 1 USD = 1 USD = 1 EUR = 1 EUR = | 31,1938 32,6452 43,5238 45,5318 | MUR MUR MUR MUR | 29,9913 31,4483 40,7959 42,7674 | MUR MUR MUR MUR | 30,0370 31,4855 40,3112 42,2704 | MUR MUR MUR MUR | 30,2600 31,7137 40,1085 42,0456 | MUR MUR MUR MUR |
| Mazedonien 2) | | | | | | | | | | | |
| Skopje 096 | Denar (Den) = 100 Deni MKD | A V A V | 1 USD = 1 USD = 1 EUR = 1 EUR = | 43,9069 44,3482 60,9667 61,5794 | MKD MKD MKD MKD | 45,0982 45,5515 61,1983 61,8133 | MKD MKD MKD MKD | 45,4031 45,8594 61,2124 61,8276 | MKD MKD MKD MKD | 46,2093 46,6737 61,2550 61,8706 | MKD MKD MKD MKD |
| Mexiko | | | | | | | | | | | |
| Mexiko-Stadt 412 | Mexikanischer Peso (mex\$) = 100 Centavos (¢) MXN | A V W, A W, V | 1 USD = 1 USD = 1 EUR = 1 EUR = | 13,4862 13,4926 18,7969 18,8057 | MXN MXN MXN MXN | 12,7735 12,7790 17,3336 17,3411 | MXN MXN MXN MXN | 12,3560 12,3570 16,6547 16,6560 | MXN MXN MXN MXN | 12,2840 12,2870 16,3561 16,3601 | MXN MXN MXN MXN |
| Moldau, Republik | | | | | | | | | | | |
| Chisinau 074 | Moldau-Leu (MDL) = 100 Bani MDL | M M | 1 USD = 1 EUR = | 11,1556 15,5455 | MDL MDL | 12,8042 17,2792 | MDL MDL | 12,4042 16,7197 | MDL MDL | 12,5932 16,6791 | MDL MDL |
| Mongolei | | | | | | | | | | | |
| Ulan-Bator 716 | Togrog = 100 Mongo MNT | M M | 1 USD = 1 EUR = | 1 440,76 2 007,30 | MNT MNT | 1 447,75 1 952,15 | MNT MNT | 1 367,10 1 847,43 | MNT MNT | 1 372,46 1 812,75 | MNT MNT |
| Montenegro | | | | | | | | | | | |
| Podgorica 097 | Euro (€) = 100 Cent EUR | A V | 1 USD = 1 USD = | 0,7184 0,7227 | EUR EUR | 0,7347 0,7391 | EUR EUR | 0,7395 0,7440 | EUR EUR | 0,7521 0,7566 | EUR EUR |

Quellen: Zentralbank oder eine Geschäftsbank des jeweiligen Landes. —
1 A = Ankauf; V = Verkauf; M = Mittel; W = Errechneter Wert. — 2 Siehe Er-
läuterungen zu einzelnen Ländern (Seite 79 ff.).

II. Übersicht über die Währungen der Welt

noch: 1. Währungen und Devisenkurse in einzelnen Ländern

| Land Hauptstadt Länderschlüssel | Währung ISO-Währungscode | Kurs- art 1) | Einheit | Jahresdurchschnitt | | | | Kurs per Monatsende | | | |
|---|--|-----------------|------------|--------------------|-----|--------------|-----|---------------------|-----|------------|-----|
| | | | | 2009 | | Februar 2010 | | März 2010 | | April 2010 | |
| Mosambik | | | | | | | | | | | |
| Maputo 366 | Metical (MT) = 100 Centavos (CT) | A | 1 USD = | 26,70 | MZN | 27,52 | MZN | 27,71 | MZN | 34,06 | MZN |
| | | V | 1 USD = | 26,90 | MZN | 27,72 | MZN | 27,91 | MZN | 34,25 | MZN |
| | MZN | A | 1 EUR = | 37,36 | MZN | 37,35 | MZN | 37,41 | MZN | 45,40 | MZN |
| | | V | 1 EUR = | 37,64 | MZN | 37,62 | MZN | 37,68 | MZN | 45,65 | MZN |
| Myanmar 2) | | | | | | | | | | | |
| Rangun / Yangon Regierungssitz: Naypyidaw 676 | Kyat (K) = 100 Pyas (P) | A | 1 USD = | 5,5218 | MMK | 5,5557 | MMK | 5,5994 | MMK | 5,6409 | MMK |
| | | V | 1 USD = | 5,6323 | MMK | 5,6668 | MMK | 5,7114 | MMK | 5,7537 | MMK |
| | MMK | A | 1 EUR = | 7,6947 | MMK | 7,5263 | MMK | 7,5491 | MMK | 7,4776 | MMK |
| | | V | 1 EUR = | 7,8486 | MMK | 7,6769 | MMK | 7,7000 | MMK | 7,6271 | MMK |
| Namibia 2) | | | | | | | | | | | |
| Windhuk 389 | Namibia-Dollar (N\$) = 100 Cents (c) NAD | 3) | 1 ZAR = | 1 | NAD | 1 | NAD | 1 | NAD | 1 | NAD |
| Nepal | | | | | | | | | | | |
| Kathmandu 672 | Nepalesische Rupie (NR) = 100 Paisa (P.) | A | 1 USD = | 77,39 | NPR | 73,70 | NPR | 71,80 | NPR | 70,95 | NPR |
| | | V | 1 USD = | 77,99 | NPR | 74,30 | NPR | 72,40 | NPR | 71,55 | NPR |
| | NPR | A | 1 EUR = | 107,65 | NPR | 99,95 | NPR | 97,09 | NPR | 93,80 | NPR |
| | | V | 1 EUR = | 108,49 | NPR | 100,77 | NPR | 97,90 | NPR | 94,59 | NPR |
| Neukaledonien 2) | | | | | | | | | | | |
| Nouméa 809 | CFP-Franc XPF | 4) | 1000 XPF = | 8,38 | EUR | 8,38 | EUR | 8,38 | EUR | 8,38 | EUR |
| Neuseeland | | | | | | | | | | | |
| Wellington 804 | Neuseeland-Dollar (NZ\$) = 100 Cents (c) | A | 1 NZD = | 0,6450 | USD | 0,7036 | USD | 0,7197 | USD | 0,7344 | USD |
| | | V | 1 NZD = | 0,6278 | USD | 0,6839 | USD | 0,6998 | USD | 0,7141 | USD |
| | NZD | A | 1 NZD = | 0,4616 | EUR | 0,5192 | EUR | 0,5382 | EUR | 0,5556 | EUR |
| | | V | 1 NZD = | 0,4464 | EUR | 0,5014 | EUR | 0,5199 | EUR | 0,5368 | EUR |
| Nicaragua | | | | | | | | | | | |
| Managua 432 | Córdoba (C\$) = 100 Centavos NIO | M | 1 USD = | 20,3795 | NIO | 21,0055 | NIO | 21,0927 | NIO | 21,1775 | NIO |
| | | W, M | 1 EUR = | 28,4757 | NIO | 28,5045 | NIO | 28,4309 | NIO | 28,1978 | NIO |
| Niederlande | | | | | | | | | | | |
| Amsterdam Regierungssitz: Den Haag 003 | Euro (€) = 100 Cent EUR | M | 1 EUR = | 1,3948 | USD | 1,3570 | USD | 1,3479 | USD | 1,3315 | USD |
| Niederländische Antillen 2) | | | | | | | | | | | |
| Willemstad 478 | Niederländische-Antillen- Gulden (NAf.) = 100 Cent (c, ct) | A | 1 USD = | 1,78 | ANG | 1,78 | ANG | 1,78 | ANG | 1,78 | ANG |
| | | V | 1 USD = | 1,82 | ANG | 1,82 | ANG | 1,82 | ANG | 1,82 | ANG |
| | ANG | A | 100 EUR = | 248,68 | ANG | 241,69 | ANG | 240,07 | ANG | 236,10 | ANG |
| | | V | 100 EUR = | 253,69 | ANG | 246,56 | ANG | 244,91 | ANG | 240,85 | ANG |

Quellen: Zentralbank oder eine Geschäftsbank des jeweiligen Landes. — 1 A = Ankauf; V = Verkauf; M = Mittel; W = Errechneter Wert. — 2 Siehe Erläuterungen zu einzelnen Ländern (Seite 79 ff.). — 3 Währungsparität zum

(südafrikanischen) Rand; Kurse siehe Südafrika. — 4 Wertverhältnis zum Euro.

II. Übersicht über die Währungen der Welt

noch: 1. Währungen und Devisenkurse in einzelnen Ländern

| Land Hauptstadt Länderschlüssel | Währung ISO-Währungscode | Kurs- art 1) | Einheit | Jahresdurchschnitt | | Kurs per Monatsende | | | | | |
|---------------------------------------|---|------------------------|--|--|--------------------------|--|--------------------------|--|--------------------------|--|--------------------------|
| | | | | 2009 | | Februar 2010 | | März 2010 | | April 2010 | |
| Niger ²⁾ | | | | | | | | | | | |
| Niamey 240 | CFA-Franc XOF | 3) | 1 EUR = | 655,957 | XOF | 655,957 | XOF | 655,957 | XOF | 655,957 | XOF |
| Nigeria | | | | | | | | | | | |
| Abuja 288 | Naira (₦) = 100 Kobo (k) NGN | A V A V | 1 USD = 1 USD = 1 EUR = 1 EUR = | 146,53 147,53 204,4448 205,8394 | NGN NGN NGN NGN | 147,61 148,61 199,1997 200,5492 | NGN NGN NGN NGN | 147,30 148,30 198,6635 200,0122 | NGN NGN NGN NGN | 147,61 148,61 196,9117 198,2457 | NGN NGN NGN NGN |
| Norwegen | | | | | | | | | | | |
| Oslo 028 | Norwegische Krone (nkr) = 100 Öre (Ø) NOK | A V A V | 1 USD = 1 USD = 1 EUR = 1 EUR = | 6,2732 6,2952 8,7199 8,7499 | NOK NOK NOK NOK | 5,9301 5,9521 8,0405 8,0705 | NOK NOK NOK NOK | 5,9665 5,9885 8,0125 8,0425 | NOK NOK NOK NOK | 5,8838 5,9058 7,8159 7,8459 | NOK NOK NOK NOK |
| Oman | | | | | | | | | | | |
| Maskat 649 | Rial Omani (R.O.) = 1 000 Baizas (Bz.) OMR | A V A V | 1 USD = 1 USD = 1 EUR = 1 EUR = | 0,3840 0,3850 0,5358912 0,5374183 | OMR OMR OMR OMR | 0,3840 0,3850 0,5175552 0,5190955 | OMR OMR OMR OMR | 0,3840 0,3850 0,5143680 0,5158230 | OMR OMR OMR OMR | 0,3840 0,3850 0,5071872 0,5085850 | OMR OMR OMR OMR |
| Österreich | | | | | | | | | | | |
| Wien 038 | Euro (€) = 100 Cent EUR | M | 1 EUR = | 1,3948 | USD | 1,3570 | USD | 1,3479 | USD | 1,3315 | USD |
| Pakistan | | | | | | | | | | | |
| Islamabad 662 | Pakistanische Rupie (pR) = 100 Paisa (Ps) PKR | A V A V | 1 USD = 1 USD = 1 EUR = 1 EUR = | 81,60 81,80 113,96 114,24 | PKR PKR PKR PKR | 84,90 85,10 115,29 115,56 | PKR PKR PKR PKR | 84,00 84,20 112,59 112,86 | PKR PKR PKR PKR | 83,90 84,10 111,20 111,46 | PKR PKR PKR PKR |
| Panama ⁴⁾ | | | | | | | | | | | |
| Panama 442 | Balboa (B./.) = 100 Centésimos PAB | 5) | 1 USD = | 1 | PAB | 1 | PAB | 1 | PAB | 1 | PAB |
| Papua-Neuguinea | | | | | | | | | | | |
| Port Moresby 801 | Kina (K) = 100 Toea (t) PGK | A V A V | 1 PGK = 1 PGK = 1 PGK = 1 PGK = | 0,3859 0,3439 0,2686 0,2536 | USD USD EUR EUR | 0,3835 0,3415 0,2738 0,2588 | USD USD EUR EUR | 0,3875 0,3455 0,2795 0,2645 | USD USD EUR EUR | 0,3805 0,3385 0,2764 0,2614 | USD USD EUR EUR |
| Paraguay | | | | | | | | | | | |
| Asunción 520 | Guaraní (₲) = 100 Céntimos PYG | A V W, A W, V | 1 USD = 1 USD = 1 EUR = 1 EUR = | 4 947,02 4 967,98 6 899,23 6 928,05 | PYG PYG PYG PYG | 4 707,84 4 724,77 6 388,54 6 411,51 | PYG PYG PYG PYG | 4 691,39 4 701,25 6 323,52 6 336,81 | PYG PYG PYG PYG | 4 720,83 4 731,95 6 285,79 6 300,59 | PYG PYG PYG PYG |

Quellen: Zentralbank oder eine Geschäftsbank des jeweiligen Landes. — 1 A = Ankauf; V = Verkauf; M = Mittel; W = Errechneter Wert. — 2 Siehe Erläuterungen zu Benin. — 3 Wertverhältnis zum Euro. — 4 Siehe Erläu-

terungen zu einzelnen Ländern (Seite 79 ff.). — 5 Währungsparität zum US-Dollar; Kurse siehe Vereinigte Staaten.

II. Übersicht über die Währungen der Welt

noch: 1. Währungen und Devisenkurse in einzelnen Ländern

| Land Hauptstadt Länderschlüssel | Währung ISO-Währungscode | Kurs- art 1) | Einheit | Jahresdurchschnitt | | Kurs per Monatsende | | | | | |
|---------------------------------------|--|-----------------|---------|--------------------|-----|---------------------|-----------|------------|-----|----------|-----|
| | | | | 2009 | | Februar 2010 | März 2010 | April 2010 | | | |
| Peru | | | | | | | | | | | |
| Lima 504 | Neuer Sol (S./) = 100 Céntimos | A | 1 USD = | 3,006 | PEN | 2,846 | PEN | 2,840 | PEN | 2,847 | PEN |
| | | V | 1 USD = | 3,007 | PEN | 2,849 | PEN | 2,842 | PEN | 2,849 | PEN |
| | PEN | A | 1 EUR = | 4,065 | PEN | 3,690 | PEN | 3,699 | PEN | 3,755 | PEN |
| | | V | 1 EUR = | 4,300 | PEN | 3,978 | PEN | 3,952 | PEN | 3,795 | PEN |
| Philippinen | | | | | | | | | | | |
| Manila 708 | Philippinischer Peso (P) = 100 Centavos (¢) | A | 1 USD = | 47,30357 | PHP | 45,76880 | PHP | 44,81632 | PHP | 44,11188 | PHP |
| | | V | 1 USD = | 48,05018 | PHP | 46,49120 | PHP | 45,52368 | PHP | 44,80812 | PHP |
| | PHP | A | 1 EUR = | 64,98913 | PHP | 61,72839 | PHP | 59,84599 | PHP | 58,11492 | PHP |
| | | V | 1 EUR = | 67,81771 | PHP | 63,27468 | PHP | 61,34512 | PHP | 59,57070 | PHP |
| Polen | | | | | | | | | | | |
| Warschau 060 | Zloty (Zl) = 100 Groszy (Gr) PLN | M | 1 USD = | 3,1181 | PLN | 2,9251 | PLN | 2,8720 | PLN | 2,9305 | PLN |
| | | M | 1 EUR = | 4,3207 | PLN | 3,9768 | PLN | 3,8622 | PLN | 3,9020 | PLN |
| Portugal | | | | | | | | | | | |
| Lissabon 010 | Euro (€) = 100 Cent EUR | M | 1 EUR = | 1,3948 | USD | 1,3570 | USD | 1,3479 | USD | 1,3315 | USD |
| Ruanda | | | | | | | | | | | |
| Kigali 324 | Ruanda-Franc (F.Rw) = 100 Centimes | A | 1 USD = | 565,11 | RWF | 568,96 | RWF | 570,12 | RWF | 572,92 | RWF |
| | | V | 1 USD = | 571,93 | RWF | 575,82 | RWF | 577,01 | RWF | 579,84 | RWF |
| | RWF | A | 1 EUR = | 787,06 | RWF | 767,86 | RWF | 768,36 | RWF | 758,83 | RWF |
| | | V | 1 EUR = | 796,56 | RWF | 777,13 | RWF | 777,63 | RWF | 768,00 | RWF |
| Rumänien | | | | | | | | | | | |
| Bukarest 066 | Leu (l) = 100 Bani RON | M | 1 USD = | 3,0469 | RON | 3,0151 | RON | 3,0422 | RON | 3,0973 | RON |
| | | M | 1 EUR = | 4,2403 | RON | 4,1073 | RON | 4,0958 | RON | 4,1276 | RON |
| Russische Föderation | | | | | | | | | | | |
| Moskau 075 | Rubel (Rbl) = 100 Kopeken RUB | M | 1 USD = | 31,7669 | RUB | 29,9484 | RUB | 29,3638 | RUB | 29,2886 | RUB |
| | | M | 1 EUR = | 44,2543 | RUB | 40,8047 | RUB | 39,7028 | RUB | 38,7020 | RUB |
| Salomonen | | | | | | | | | | | |
| Honiara 806 | Salomonen-Dollar (SI\$) = 100 Cents (¢) | A | 1 SBD = | 0,1263 | USD | 0,1262 | USD | 0,1262 | USD | 0,1262 | USD |
| | | V | 1 SBD = | 0,1219 | USD | 0,1218 | USD | 0,1218 | USD | 0,1218 | USD |
| | SBD | A | 1 SBD = | 0,0917 | EUR | 0,0941 | EUR | 0,0946 | EUR | 0,0963 | EUR |
| | | V | 1 SBD = | 0,0871 | EUR | 0,0894 | EUR | 0,0898 | EUR | 0,0914 | EUR |
| Sambia | | | | | | | | | | | |
| Lusaka 378 | Kwacha (K) = 100 Ngwee (N) ZMK | A | 1 USD = | 5 051,28 | ZMK | 4 734,50 | ZMK | 4 694,17 | ZMK | 4 731,82 | ZMK |
| | | V | 1 USD = | 5 071,26 | ZMK | 4 754,46 | ZMK | 4 714,17 | ZMK | 4 751,82 | ZMK |
| | ZMK | A | 1 EUR = | 7 025,20 | ZMK | 6 425,19 | ZMK | 6 339,00 | ZMK | 6 310,35 | ZMK |
| | | V | 1 EUR = | 7 054,46 | ZMK | 6 453,23 | ZMK | 6 367,90 | ZMK | 6 338,44 | ZMK |

 Quellen: Zentralbank oder eine Geschäftsbank des jeweiligen Landes. —
 1 A = Ankauf; V = Verkauf; M = Mittel; W = Errechneter Wert.

II. Übersicht über die Währungen der Welt

noch: 1. Währungen und Devisenkurse in einzelnen Ländern

| Land Hauptstadt Länderschlüssel | Währung ISO-Währungscode | Kurs- art 1) | Einheit | Jahresdurchschnitt | | Kurs per Monatsende | | | | | |
|--|--|-----------------|---------|--------------------|-----|---------------------|-----------|------------|-----|-----------|-----|
| | | | | 2009 | | Februar 2010 | März 2010 | April 2010 | | | |
| Samoa | | | | | | | | | | | |
| Apia 819 | Tala (WS\$) = 100 Sene (s) | A | 1 WST = | 0,3780 | USD | 0,4038 | USD | 0,4088 | USD | 0,4134 | USD |
| | | V | 1 WST = | 0,3610 | USD | 0,3868 | USD | 0,3918 | USD | 0,3964 | USD |
| | WST | A | 1 WST = | 0,2764 | EUR | 0,3021 | EUR | 0,3076 | EUR | 0,3155 | EUR |
| | | V | 1 WST = | 0,2524 | EUR | 0,2781 | EUR | 0,2836 | EUR | 0,2915 | EUR |
| São Tomé und Príncipe ²⁾ | | | | | | | | | | | |
| São Tomé 311 | Dobra (Db) = 100 Céntimos | A | 1 USD = | 16 094,48 | STD | 18 162,95 | STD | 18 172,38 | STD | 18 482,20 | STD |
| | | V | 1 USD = | 16 416,21 | STD | 18 435,39 | STD | 18 444,96 | STD | 18 759,43 | STD |
| | STD | A | 1 EUR = | 22 429,48 | STD | 24 500,00 | STD | 24 500,00 | STD | 24 500,00 | STD |
| | | V | 1 EUR = | 22 877,85 | STD | 24 500,00 | STD | 24 500,00 | STD | 24 500,00 | STD |
| Saudi-Arabien | | | | | | | | | | | |
| Riad 632 | Saudi Riyal (S.Rl.) = 100 Halalah | A | 1 USD = | 3,7440 | SAR | 3,7440 | SAR | 3,7440 | SAR | 3,7440 | SAR |
| | | V | 1 USD = | 3,7540 | SAR | 3,7540 | SAR | 3,7540 | SAR | 3,7540 | SAR |
| | SAR | A | 1 EUR = | 5,1237 | SAR | 5,0274 | SAR | 4,9468 | SAR | 4,8764 | SAR |
| | | V | 1 EUR = | 5,4221 | SAR | 5,2583 | SAR | 5,1741 | SAR | 5,1003 | SAR |
| Schweden | | | | | | | | | | | |
| Stockholm 030 | Schwedische Krone (skr) = 100 Öre | A | 1 USD = | 7,6132 | SEK | 7,1450 | SEK | 7,2250 | SEK | 7,1925 | SEK |
| | | V | 1 USD = | 7,6807 | SEK | 7,2125 | SEK | 7,2925 | SEK | 7,2600 | SEK |
| | SEK | A | 1 EUR = | 10,6123 | SEK | 9,7150 | SEK | 9,7220 | SEK | 9,5925 | SEK |
| | | V | 1 EUR = | 10,6638 | SEK | 9,7665 | SEK | 9,7735 | SEK | 9,6440 | SEK |
| Schweiz | | | | | | | | | | | |
| Bern 039 | Schweizer Franken (sfr) = 100 Rappen (Rp) / Centimes (c) | A | 1 USD = | 1,0731 | CHF | 1,0772 | CHF | 1,0646 | CHF | 1,0793 | CHF |
| | | V | 1 USD = | 1,1020 | CHF | . | . | . | . | . | . |
| | CHF | A | 1 EUR = | 1,4924 | CHF | 1,4633 | CHF | 1,4308 | CHF | 1,4337 | CHF |
| | | V | 1 EUR = | 1,5281 | CHF | . | . | . | . | . | . |
| Senegal ³⁾ | | | | | | | | | | | |
| Dakar 248 | CFA-Franc XOF | 4) | 1 EUR = | 655,957 | XOF | 655,957 | XOF | 655,957 | XOF | 655,957 | XOF |
| Serbien | | | | | | | | | | | |
| Belgrad 099 | Serbischer Dinar (RSD) = 100 Para | A | 1 USD = | 67,4034 | RSD | 73,0779 | RSD | 74,1583 | RSD | 74,7398 | RSD |
| | | V | 1 USD = | 67,8090 | RSD | 73,5177 | RSD | 74,6045 | RSD | 75,1896 | RSD |
| | RSD | A | 1 EUR = | 93,7705 | RSD | 99,3348 | RSD | 99,4611 | RSD | 98,9705 | RSD |
| | | V | 1 EUR = | 94,3348 | RSD | 99,9326 | RSD | 100,0597 | RSD | 99,5661 | RSD |
| Seychellen | | | | | | | | | | | |
| Victoria 355 | Seychellen-Rupie (SR) = 100 Cents (C) | A | 1 USD = | 13,0755 | SCR | 11,5236 | SCR | 11,5815 | SCR | 11,6370 | SCR |
| | | V | 1 USD = | 13,8933 | SCR | 11,7849 | SCR | 11,9360 | SCR | 12,1317 | SCR |
| | SCR | A | 1 EUR = | 18,0483 | SCR | 15,4798 | SCR | 15,6630 | SCR | 15,3670 | SCR |
| | | V | 1 EUR = | 19,1504 | SCR | 16,1173 | SCR | 16,1964 | SCR | 15,9578 | SCR |

Quellen: Zentralbank oder eine Geschäftsbank des jeweiligen Landes. —
1 A = Ankauf; V = Verkauf; M = Mittel; W = Errechneter Wert. — 2 Siehe Er-

läuterungen zu einzelnen Ländern (Seite 79 ff.). — 3 Siehe Erläuterungen zu
Benin. — 4 Wertverhältnis zum Euro.

II. Übersicht über die Währungen der Welt

noch: 1. Währungen und Devisenkurse in einzelnen Ländern

| Land Hauptstadt Länderschlüssel | Währung ISO-Währungscode | Kurs- art 1) | Einheit | Jahresdurchschnitt | | | | Kurs per Monatsende | | | |
|---------------------------------------|--|-----------------|---------|--------------------|-----|--------------|-----------|---------------------|-----|----------|-----|
| | | | | 2009 | | Februar 2010 | März 2010 | April 2010 | | | |
| Sierra Leone | | | | | | | | | | | |
| Freetown 264 | Leone (Le) = 100 Cents (c) | A | 1 USD = | 3 380,98 | SLL | 3 814,20 | SLL | 3 836,37 | SLL | 3 869,62 | SLL |
| | | V | 1 USD = | 3 449,28 | SLL | 3 891,25 | SLL | 3 913,87 | SLL | 3 947,79 | SLL |
| | SLL | W, A | 1 EUR = | 4 740,15 | SLL | 5 175,87 | SLL | 5 171,04 | SLL | 5 152,40 | SLL |
| | | W, V | 1 EUR = | 4 835,92 | SLL | 5 280,43 | SLL | 5 275,51 | SLL | 5 256,48 | SLL |
| Simbabwe 2) | | | | | | | | | | | |
| Harare 382 | Simbabwe-Dollar (Z.\$) = 100 Cents (c) ZWL | M | 1 USD = | . | | . | | . | | . | |
| | | M | 1 EUR = | . | | . | | . | | . | |
| Singapur 2) | | | | | | | | | | | |
| Singapur 706 | Singapur-Dollar (S\$) = 100 Cents (c) SGD | M | 1 USD = | 1,4536 | SGD | 1,4087 | SGD | 1,4028 | SGD | 1,3682 | SGD |
| | | M | 1 EUR = | 2,0244 | SGD | 1,9132 | SGD | 1,8789 | SGD | 1,8135 | SGD |
| Slowakei | | | | | | | | | | | |
| Pressburg 063 | Euro (€) = 100 Cent EUR | M | 1 EUR = | 1,3948 | USD | 1,3570 | USD | 1,3479 | USD | 1,3315 | USD |
| Slowenien | | | | | | | | | | | |
| Laibach 091 | Euro (€) = 100 Cent EUR | M | 1 EUR = | 1,3948 | USD | 1,3570 | USD | 1,3479 | USD | 1,3315 | USD |
| Somalia 2) | | | | | | | | | | | |
| Mogadischu 342 | Somalia-Schilling (So.Sh.) = 100 Centesimi SOS | A | 1 USD = | . | | . | | . | | . | |
| | | V | 1 USD = | . | | . | | . | | . | |
| Spanien | | | | | | | | | | | |
| Madrid 011 | Euro (€) = 100 Cent EUR | M | 1 EUR = | 1,3948 | USD | 1,3570 | USD | 1,3479 | USD | 1,3315 | USD |
| Sri Lanka | | | | | | | | | | | |
| Colombo 669 | Sri-Lanka-Rupie (S.L.Re.) = 100 Cents (S.L.Cts.) | A | 1 USD = | 114,31 | LKR | 113,84 | LKR | 113,33 | LKR | 113,17 | LKR |
| | | V | 1 USD = | 115,93 | LKR | 115,43 | LKR | 114,84 | LKR | 114,79 | LKR |
| | LKR | A | 1 EUR = | 158,74 | LKR | 153,82 | LKR | 151,30 | LKR | 149,11 | LKR |
| | | V | 1 EUR = | 162,26 | LKR | 157,49 | LKR | 154,52 | LKR | 152,59 | LKR |

Quellen: Zentralbank oder eine Geschäftsbank des jeweiligen Landes. —
 1 A = Ankauf; V = Verkauf; M = Mittel; W = Errechneter Wert. — 2 Siehe Erläuterungen zu einzelnen Ländern (Seite 79 ff.).

II. Übersicht über die Währungen der Welt

noch: 1. Währungen und Devisenkurse in einzelnen Ländern

| Land Hauptstadt Länderschlüssel | Währung ISO-Währungscode | Kurs- art 1) | Einheit | Jahresdurchschnitt | | | | Kurs per Monatsende | | | |
|---|--|------------------------|--|--|--|--|--|---------------------|--|------------|--|
| | | | | 2009 | | Februar 2010 | | März 2010 | | April 2010 | |
| St. Helena, Ascension und Tristan da Cunha | | | | | | | | | | | |
| Jamestown 329 | St.-Helena-Pfund (SH£) = 100 Pence (p) SHP | 2) | 1 SHP = | 1 GBP | | 1 GBP | | 1 GBP | | 1 GBP | |
| St. Kitts und Nevis | | | | | | | | | | | |
| Basseterre 449 | Ostkaribischer Dollar (EC\$) = 100 Cents XCD | A V W, A W, V | 1 USD = 1 USD = 1 EUR = 1 EUR = | 2,6882 XCD 2,7169 XCD 3,7495 XCD 3,7895 XCD | 2,6882 XCD 2,7169 XCD 3,6479 XCD 3,6868 XCD | 2,6882 XCD 2,7169 XCD 3,6234 XCD 3,6621 XCD | 2,6882 XCD 2,7169 XCD 3,5793 XCD 3,6176 XCD | | | | |
| St. Lucia | | | | | | | | | | | |
| Castries 465 | Ostkaribischer Dollar (EC\$) = 100 Cents XCD | A V W, A W, V | 1 USD = 1 USD = 1 EUR = 1 EUR = | 2,6882 XCD 2,7169 XCD 3,7495 XCD 3,7895 XCD | 2,6882 XCD 2,7169 XCD 3,6479 XCD 3,6868 XCD | 2,6882 XCD 2,7169 XCD 3,6234 XCD 3,6621 XCD | 2,6882 XCD 2,7169 XCD 3,5793 XCD 3,6176 XCD | | | | |
| St. Vincent und die Grenadinen | | | | | | | | | | | |
| Kingstown 467 | Ostkaribischer Dollar (EC\$) = 100 Cents XCD | A V W, A W, V | 1 USD = 1 USD = 1 EUR = 1 EUR = | 2,6882 XCD 2,7169 XCD 3,7495 XCD 3,7895 XCD | 2,6882 XCD 2,7169 XCD 3,6479 XCD 3,6868 XCD | 2,6882 XCD 2,7169 XCD 3,6234 XCD 3,6621 XCD | 2,6882 XCD 2,7169 XCD 3,5793 XCD 3,6176 XCD | | | | |
| Südafrika | | | | | | | | | | | |
| Pretoria Parlamentssitz: Kapstadt 388 | Rand (R) = 100 Cents (c) ZAR | A V A V | 1 USD = 1 USD = 1 EUR = 1 EUR = | 8,2152 ZAR 8,5220 ZAR 11,3769 ZAR 11,8196 ZAR | 7,5325 ZAR 7,8000 ZAR 10,2474 ZAR 10,6334 ZAR | 7,1500 ZAR 7,4675 ZAR 9,6632 ZAR 10,1163 ZAR | 7,1663 ZAR 7,4838 ZAR 9,5488 ZAR 10,0023 ZAR | | | | |
| Sudan | | | | | | | | | | | |
| Khartum 224 | Sudanesisches Pfund = 100 Piaster SDG | A V A V | 1 USD = 1 USD = 1 EUR = 1 EUR = | 2,3152 SDG 2,3264 SDG 3,2362 SDG 3,2524 SDG | 2,2294 SDG 2,2405 SDG 3,0362 SDG 3,0514 SDG | 2,2267 SDG 2,2378 SDG 2,9858 SDG 3,0007 SDG | 2,2244 SDG 2,2355 SDG 2,9398 SDG 2,9545 SDG | | | | |
| Suriname | | | | | | | | | | | |
| Paramaribo 492 | Suriname-Dollar (SRD) = 100 Cent SRD | A V A V | 1 USD = 1 USD = 1 EUR = 1 EUR = | 2,710 SRD 2,780 SRD 3,779 SRD 3,877 SRD | 2,710 SRD 2,780 SRD 3,656 SRD 3,750 SRD | 2,710 SRD 2,780 SRD 3,654 SRD 3,748 SRD | 2,710 SRD 2,780 SRD 3,592 SRD 3,685 SRD | | | | |
| Swasiland ³⁾ | | | | | | | | | | | |
| Mbabane 393 | Lilangeni (E) (Plural: Emalangeni) = 100 Cent SZL | A V A V | 1 USD = 1 USD = 1 EUR = 1 EUR = | 8,2628 SZL 8,3007 SZL 11,47385 SZL 11,53038 SZL | 7,7871 SZL 7,7901 SZL 10,56320 SZL 10,56880 SZL | 7,3000 SZL 7,4000 SZL 9,79510 SZL 9,93010 SZL | 7,2715 SZL 7,3715 SZL 9,66820 SZL 9,80190 SZL | | | | |

Quellen: Zentralbank oder eine Geschäftsbank des jeweiligen Landes. —
1 A = Ankauf; V = Verkauf; M = Mittel; W = Errechneter Wert. — 2 Wertver-

hältnis zum Pfund Sterling; Kurse siehe Vereinigtes Königreich. — 3 Siehe
Erläuterungen zu einzelnen Ländern (Seite 79 ff.).

II. Übersicht über die Währungen der Welt

noch: 1. Währungen und Devisenkurse in einzelnen Ländern

| Land Hauptstadt Länderschlüssel | Währung ISO-Währungscode | Kurs- art 1) | Einheit | Jahresdurchschnitt | | | | Kurs per Monatsende | | | |
|---|--|-----------------|---------|--------------------|-----|--------------|-----|---------------------|-----|------------|-----|
| | | | | 2009 | | Februar 2010 | | März 2010 | | April 2010 | |
| Syrien, Arabische Republik ²⁾ | | | | | | | | | | | |
| Damaskus 608 | Syrisches Pfund (sy£) = 100 Piastres (PS) | A | 1 USD = | 46,61 | SYP | 45,95 | SYP | 46,00 | SYP | 46,30 | SYP |
| | | V | 1 USD = | 46,81 | SYP | 46,15 | SYP | 46,20 | SYP | 46,50 | SYP |
| | SYP | A | 1 EUR = | 64,97 | SYP | 62,59 | SYP | r) 62,07 | SYP | 61,18 | SYP |
| | | V | 1 EUR = | 65,27 | SYP | 62,89 | SYP | r) 62,37 | SYP | 61,48 | SYP |
| Tadschikistan | | | | | | | | | | | |
| Duschanbe 082 | Somon (TJS) = 100 Diram TJS | M | 1 USD = | 4,1590 | TJS | 4,3671 | TJS | 4,3675 | TJS | 4,3681 | TJS |
| | | M | 1 EUR = | 5,8140 | TJS | 5,8205 | TJS | 5,9407 | TJS | 5,8486 | TJS |
| Tansania, Vereinigte Republik | | | | | | | | | | | |
| Dodoma Regierungssitz: Daressalam 352 | Tansania-Schilling (T.Sh.) = 100 Cents (Ct.) | A | 1 USD = | 1 293,9977 | TZS | 1 312,6414 | TZS | 1 316,7770 | TZS | 1 329,9384 | TZS |
| | | V | 1 USD = | 1 320,4058 | TZS | 1 339,4300 | TZS | 1 343,6500 | TZS | 1 357,0800 | TZS |
| | TZS | A | 1 EUR = | 1 805,2370 | TZS | 1 784,7985 | TZS | 1 765,1396 | TZS | 1 761,7694 | TZS |
| | | V | 1 EUR = | 1 842,4964 | TZS | 1 821,7587 | TZS | 1 801,5659 | TZS | 1 797,8596 | TZS |
| Thailand | | | | | | | | | | | |
| Bangkok 680 | Baht (฿) = 100 Satang (St.,Stg.) | A | 1 USD = | 34,1899 | THB | 32,9398 | THB | 32,2197 | THB | 32,1609 | THB |
| | | V | 1 USD = | 34,4685 | THB | 33,2261 | THB | 32,5268 | THB | 32,4440 | THB |
| | THB | A | 1 EUR = | 47,4803 | THB | 44,5786 | THB | 43,0832 | THB | 42,4779 | THB |
| | | V | 1 EUR = | 48,1280 | THB | 45,2191 | THB | 43,7400 | THB | 43,0962 | THB |
| Togo ³⁾ | | | | | | | | | | | |
| Lomé 280 | CFA-Franc XOF | 4) | 1 EUR = | 655,957 | XOF | 655,957 | XOF | 655,957 | XOF | 655,957 | XOF |
| Tonga | | | | | | | | | | | |
| Nuku'alofa 817 | Pa'anga (T\$) = 100 Seniti (s) | A | 1 TOP = | 0,5292 | USD | 0,5508 | USD | 0,5320 | USD | 0,5255 | USD |
| | | V | 1 TOP = | 0,4798 | USD | 0,5062 | USD | 0,5100 | USD | 0,5035 | USD |
| | TOP | A | 1 TOP = | 0,3969 | EUR | 0,3997 | EUR | 0,4065 | EUR | 0,4065 | EUR |
| | | V | 1 TOP = | 0,3369 | EUR | 0,3637 | EUR | 0,3699 | EUR | 0,3699 | EUR |
| Trinidad und Tobago | | | | | | | | | | | |
| Port-of-Spain 472 | Trinidad-und-Tobago- Dollar (TT\$) = 100 Cents (cts) | A | 1 USD = | 6,2819 | TTD | 6,3053 | TTD | 6,3583 | TTD | 6,3149 | TTD |
| | | V | 1 USD = | 6,3319 | TTD | 6,3824 | TTD | 6,3729 | TTD | 6,3667 | TTD |
| | TTD | A | 1 EUR = | 8,6303 | TTD | 8,4617 | TTD | 8,3375 | TTD | 8,2483 | TTD |
| | | V | 1 EUR = | 8,9803 | TTD | 8,7559 | TTD | 8,7679 | TTD | 8,6153 | TTD |
| Tschad ⁵⁾ | | | | | | | | | | | |
| N'Djamena 244 | CFA-Franc XAF | 4) | 1 EUR = | 655,957 | XAF | 655,957 | XAF | 655,957 | XAF | 655,957 | XAF |

Quellen: Zentralbank oder eine Geschäftsbank des jeweiligen Landes. — 1 A = Ankauf; V = Verkauf; M = Mittel; W = Errechneter Wert. — 2 Siehe Erläuterungen zu einzelnen Ländern (Seite 79 ff.). — 3 Siehe Erläuterungen

zu Benin. — 4 Wertverhältnis zum Euro. — 5 Siehe Erläuterungen zu Äquatorialguinea.

II. Übersicht über die Währungen der Welt

noch: 1. Währungen und Devisenkurse in einzelnen Ländern

| Land Hauptstadt Länderschlüssel | Währung ISO-Währungscode | Kurs- art 1) | Einheit | Jahresdurchschnitt | | Kurs per Monatsende | | | | | |
|---------------------------------------|--|-----------------|-----------|--------------------|-----|---------------------|-----------|------------|-----|------------|-----|
| | | | | 2009 | | Februar 2010 | März 2010 | April 2010 | | | |
| Tschechische Republik | | | | | | | | | | | |
| Prag 061 | Tschechische Krone (Kč) = 100 Hellers (h) CZK | M | 1 USD = | 19,057 | CZK | 19,131 | CZK | 18,868 | CZK | 19,208 | CZK |
| | | M | 1 EUR = | 26,486 | CZK | 25,965 | CZK | 25,445 | CZK | 25,575 | CZK |
| Tunesien | | | | | | | | | | | |
| Tunis 212 | Tunesischer Dinar (tD) = 1 000 Millimes (M) TND | A | 1 USD = | 1,3446 | TND | 1,3849 | TND | 1,3988 | TND | 1,4118 | TND |
| | | V | 1 USD = | 1,3580 | TND | 1,3988 | TND | 1,4128 | TND | 1,4259 | TND |
| | | A | 1 EUR = | 1,8708 | TND | 1,8674 | TND | 1,8782 | TND | 1,8759 | TND |
| | | V | 1 EUR = | 1,8895 | TND | 1,8861 | TND | 1,8969 | TND | 1,8947 | TND |
| Türkei | | | | | | | | | | | |
| Ankara 052 | Türkische Lira (TL) = 100 Kuruş (Kr) TRY | A | 1 USD = | 1,5474 | TRY | 1,5400 | TRY | 1,5215 | TRY | 1,4804 | TRY |
| | | V | 1 USD = | 1,5548 | TRY | 1,5474 | TRY | 1,5288 | TRY | 1,4875 | TRY |
| | | A | 1 EUR = | 2,1508 | TRY | 2,0774 | TRY | 2,0523 | TRY | 1,9601 | TRY |
| | | V | 1 EUR = | 2,1611 | TRY | 2,0874 | TRY | 2,0622 | TRY | 1,9696 | TRY |
| Turkmenistan | | | | | | | | | | | |
| Aschgabat 080 | Turkmenistan-Manat = 100 Tenge TMT | M | 1 USD = | 2,85 | TMT | 2,85 | TMT | 2,85 | TMT | 2,85 | TMT |
| | | M | 1 EUR = | 3,9720 | TMT | 3,8675 | TMT | 3,8404 | TMT | 3,7748 | TMT |
| Uganda | | | | | | | | | | | |
| Kampala 350 | Uganda-Schilling (U.Sh.) UGX | A | 1 USD = | 2 025,82 | UGX | 2 026,27 | UGX | 2 078,60 | UGX | 2 093,71 | UGX |
| | | V | 1 USD = | 2 043,59 | UGX | 2 037,76 | UGX | 2 089,75 | UGX | 2 104,02 | UGX |
| | | A | 1 EUR = | 2 821,05 | UGX | 2 740,12 | UGX | 2 790,31 | UGX | 2 764,33 | UGX |
| | | V | 1 EUR = | 2 845,58 | UGX | 2 755,66 | UGX | 2 805,28 | UGX | 2 777,94 | UGX |
| Ukraine | | | | | | | | | | | |
| Kiew 072 | Griwna (UAH) = 100 Kopeken UAH | M | 100 USD = | 779,49 | UAH | 799,00 | UAH | 792,50 | UAH | 792,59 | UAH |
| | | M | 100 EUR = | 1 086,7036 | UAH | 1 077,7711 | UAH | 1 068,4485 | UAH | 1 050,6573 | UAH |
| Ungarn | | | | | | | | | | | |
| Budapest 064 | Forint (Ft) = 100 Filler (f) HUF | M | 1 USD = | 202,26 | HUF | 198,74 | HUF | 198,02 | HUF | 199,97 | HUF |
| | | M | 1 EUR = | 280,13 | HUF | 270,19 | HUF | 266,39 | HUF | 266,28 | HUF |
| Uruguay | | | | | | | | | | | |
| Montevideo 524 | Uruguayischer Peso (urug\$) = 100 Centésimos UYU | A / V | 1 USD = | 22,540 | UYU | 19,810 | UYU | 19,452 | UYU | 19,200 | UYU |
| | | A / V | 1 EUR = | 31,32 | UYU | 26,97 | UYU | 26,29 | UYU | 25,55 | UYU |
| Usbekistan | | | | | | | | | | | |
| Taschkent 081 | Usbekistan-Sum (U.S.) = 100 Tijin UZS | M | 1 USD = | 1 467,89 | UZS | 1 537,35 | UZS | 1 553,70 | UZS | 1 566,44 | UZS |
| | | M | 1 EUR = | 2 086,99 | UZS | 2 252,22 | UZS | 2 276,17 | UZS | 2 294,83 | UZS |

Quellen: Zentralbank oder eine Geschäftsbank des jeweiligen Landes. —
1 A = Ankauf; V = Verkauf; M = Mittel; W = Errechneter Wert.

II. Übersicht über die Währungen der Welt

noch: 1. Währungen und Devisenkurse in einzelnen Ländern

| Land Hauptstadt Länderschlüssel | Währung ISO-Währungscode | Kurs- art 1) | Einheit | Jahresdurchschnitt | | Kurs per Monatsende | | | | | |
|--|--|-----------------|---------|--------------------|-----|---------------------|-----------|------------|-----|------------|-----|
| | | | | 2009 | | Februar 2010 | März 2010 | April 2010 | | | |
| Vanuatu | | | | | | | | | | | |
| Port Vila 816 | Vatu (VT) | A | 1 USD = | 104,37 | VUV | 98,47 | VUV | 96,99 | VUV | 96,80 | VUV |
| | | V | 1 USD = | 110,02 | VUV | 103,73 | VUV | 102,17 | VUV | 101,72 | VUV |
| | VUV | A | 1 EUR = | 145,56 | VUV | 134,03 | VUV | 130,63 | VUV | 128,21 | VUV |
| | | V | 1 EUR = | 150,84 | VUV | 139,69 | VUV | 136,15 | VUV | 133,63 | VUV |
| Venezuela, Bolivarische Republik 2) | | | | | | | | | | | |
| Caracas 484 | Bolívar Fuerte (Bs.F.) = 100 Céntimos | 5) A | 1 USD = | – | | 2,5935 | VEF | 2,5935 | VEF | 2,5935 | VEF |
| | | V | 1 USD = | – | | 2,6000 | VEF | 2,6000 | VEF | 2,6000 | VEF |
| | | A | 1 EUR = | – | | 3,5318283 | VEF | 3,5043372 | VEF | 3,4529859 | VEF |
| | | V | 1 EUR = | – | | 3,5422400 | VEF | 3,5133800 | VEF | 3,4619000 | VEF |
| | VEF | 6) A | 1 USD = | – | | 4,2893 | VEF | 4,2893 | VEF | 4,2893 | VEF |
| | | V | 1 USD = | – | | 4,3000 | VEF | 4,3000 | VEF | 4,3000 | VEF |
| | | A | 1 EUR = | – | | 5,84116874 | VEF | 5,79570216 | VEF | 5,71077402 | VEF |
| | | V | 1 EUR = | – | | 5,85832000 | VEF | 5,81059000 | VEF | 5,72545000 | VEF |
| Vereinigte Arabische Emirate 2) | | | | | | | | | | | |
| Abu Dhabi 647 | Dirham (Dh.) = 100 Fils | A | 1 USD = | 3,6530 | AED | 3,653 | AED | 3,653 | AED | 3,653 | AED |
| | | V | 1 USD = | 3,6833 | AED | 3,685 | AED | 3,685 | AED | 3,685 | AED |
| | AED | A | 1 EUR = | 5,06066 | AED | 4,86203 | AED | 4,84434 | AED | 4,76346 | AED |
| | | V | 1 EUR = | 5,17814 | AED | 5,05967 | AED | 5,04139 | AED | 4,95780 | AED |
| Vereinigte Staaten | | | | | | | | | | | |
| Washington 400 | US-Dollar (US-\$) = 100 Cents (c,¢) | A | 1 EUR = | 1,3923 | USD | 1,3633 | USD | 1,3510 | USD | 1,3305 | USD |
| | | V | 1 EUR = | 1,3926 | USD | 1,3637 | USD | 1,3511 | USD | 1,3308 | USD |
| | USD | A | 1 GBP = | 1,5666 | USD | 1,5244 | USD | 1,5181 | USD | 1,5298 | USD |
| | | V | 1 GBP = | 1,5670 | USD | 1,5248 | USD | 1,5183 | USD | 1,5303 | USD |
| Vereinigtes Königreich 2) | | | | | | | | | | | |
| London 006 | Pfund Sterling (£) = 100 Pence (p) | M | 1 GBP = | 1,5663 | USD | 1,5224 | USD | 1,5167 | USD | 1,5313 | USD |
| | | M | 1 EUR = | 0,8885 | GBP | 0,8965 | GBP | 0,8922 | GBP | 0,8684 | GBP |
| Vietnam | | | | | | | | | | | |
| Hanoi 690 | Dong (D) = 10 Hào = 100 Xu | A | 1 USD = | 17 861 | VND | 18 800 | VND | 19 070 | VND | 18 930 | VND |
| | | V | 1 USD = | 17 871 | VND | 19 100 | VND | 19 100 | VND | 19 000 | VND |
| | VND | A | 1 EUR = | 25 208,35 | VND | 25 751,10 | VND | 25 560,75 | VND | 24 851,36 | VND |
| | | V | 1 EUR = | 25 674,44 | VND | 26 214,17 | VND | 25 885,33 | VND | 25 193,94 | VND |
| Zentralafrikanische Republik 3) | | | | | | | | | | | |
| Bangui 306 | CFA-Franc XAF | 4) | 1 EUR = | 655,957 | XAF | 655,957 | XAF | 655,957 | XAF | 655,957 | XAF |
| Zypern | | | | | | | | | | | |
| Nikosia 600 | Euro (€) = 100 Cent EUR | M | 1 EUR = | 1,3948 | USD | 1,3570 | USD | 1,3479 | USD | 1,3315 | USD |

Quellen: Zentralbank oder eine Geschäftsbank des jeweiligen Landes. — 1 A = Ankauf; V = Verkauf; M = Mittel; W = Errechneter Wert. — 2 Siehe Erläuterungen zu einzelnen Ländern (Seite 79 ff.). — 3 Siehe Erläuterungen zu

Äquatorialguinea. — 4 Wertverhältnis zum Euro. — 5 Offizieller Kurs I. — 6 Offizieller Kurs II.

II. Übersicht über die Währungen der Welt

2. Währungen in ausgewählten Gebieten sowie in Ländern mit fremder Umlaufwährung

Stand: Ende April 2010

| Land bzw. Gebiet (Länderschlüssel) *) | Währung des Landes bzw. Gebietes ... | Land bzw. Gebiet (Länderschlüssel) *) | Währung des Landes bzw. Gebietes ... |
|--|--|---|---|
| Alhucemas Amerikanisch-Samoa (830) Andamanen Andorra (043) Anguilla (446) Azoren (010) | Spanien Vereinigte Staaten Indien Frankreich, Spanien Antigua und Barbuda Portugal | Madeira (010) Marie-Galante (001) Marshallinseln (824) Martinique (001) Mayotte (377) Melilla (023) Mikronesien, Föderierte Staaten von (823) Monaco 1) (001) Montserrat (470) Moorea | Portugal Frankreich Vereinigte Staaten Frankreich Frankreich Spanien Vereinigte Staaten Frankreich Antigua und Barbuda Neukaledonien |
| Bakerinsel (832) Balearn Bali Bora-Bora | Vereinigte Staaten Spanien Indonesien Neukaledonien | Nauru (803) Neufundland Nikobaren Niue (838) Norfolkinsel (836) Nördliche Marianen (820) | Australien Kanada Indien Neuseeland Australien Vereinigte Staaten |
| Ceuta (021) Chafarinas | Spanien Spanien | Osterinsel | Chile |
| Désirade (001) | Frankreich | | |
| Ecuador (500) | Vereinigte Staaten | Palau (825) Pescadores Pitcairnsinseln (813) Puerto Rico (400) | Vereinigte Staaten China (Taiwan) Neuseeland Vereinigte Staaten |
| Färöer 1) (041) (Französisch-)Guayana (001) Französisch-Polynesien (822) | Dänemark Frankreich Neukaledonien | Réunion (001) | Frankreich |
| Galápagosinseln (500) Gozo Grönland (406) Guadeloupe (001) Guam (831) Guernsey 1) (107) | Vereinigte Staaten Malta Dänemark Frankreich Vereinigte Staaten Vereinigtes Königreich | San Marino 1) (047) Sansibar (352) Schwaneninseln (424) Spitzbergen (028) St. Barthélemy (001) St. Martin (nördl. Teil) St. Pierre und Miquelon (408) Sumatra | Italien Tansania, Vereinigte Republik Honduras Norwegen Frankreich Frankreich Frankreich Indonesien |
| Howlandinsel (832) | Vereinigte Staaten | Tahiti (822) Tibet (720) Timor-Leste 1) (626) Tokelau (839) Turks- und Caicosinseln 1) (454) Tuvalu 1) (807) | Neukaledonien China Vereinigte Staaten Neuseeland, Samoa Vereinigte Staaten Australien |
| Insel Man 1) (109) | Vereinigtes Königreich | Vatikanstadt 1) (045) | Italien |
| Jarvisinsel Java Jersey 1) (108) Jungferninseln, Amerikanische (457) Jungferninseln, Britische (468) | Vereinigte Staaten Indonesien Vereinigtes Königreich Vereinigte Staaten Vereinigte Staaten | Wallis und Futuna (811) Weihnachtsinsel (834) | Neukaledonien Australien |
| Kanarische Inseln (011) Kokosinseln (833) Kosovo (095) | Spanien Australien Euro-Währungsgebiet | | |
| Lakkadiven Les Saintes (001) Lichtenstein (037) | Indien Frankreich Schweiz | | |

Quellen: Zentralbanken und The Statesman's Yearbook. — * Länderschlüssel nach dem Länderverzeichnis für die Zahlungsbilanzstatistik der Bundesrepublik Deutschland. — 1 Es sind auch eigene Geldzeichen in Umlauf.

III. Werte des Sonderziehungsrechts *)

1 SZR 1) = ... WE

| Zeit | US-Dollar | Euro | Pfund Sterling | Yen | Kanadischer Dollar | Schweizer Franken | Schwedische Krone | Dänische Krone | Norwegische Krone |
|----------------------------|-----------|---------|----------------|---------|--------------------|-------------------|-------------------|----------------|-------------------|
| Stand am Jahresende | | | | | | | | | |
| 1999 | 1,37251 | 1,36623 | 0,848150 | 140,111 | 1,98094 | 2,19297 | 11,6873 | 10,1549 | 11,0218 |
| 2000 | 1,30291 | 1,40022 | 0,873149 | 149,704 | 1,95462 | 2,13221 | 12,4232 | 10,4500 | 11,5288 |
| 2001 | 1,25673 | 1,42474 | 0,866469 | 165,491 | 2,00147 | 2,10605 | 13,3943 | 10,5685 | 11,3251 |
| 2002 | 1,35952 | 1,29639 | 0,843483 | 162,414 | 2,14750 | 1,88539 | 11,9542 | 9,62844 | 9,47006 |
| 2003 | 1,48597 | 1,17654 | 0,832619 | 158,575 | 1,92047 | 1,83800 | 10,7715 | 8,20299 | 9,91886 |
| 2004 | 1,55301 | 1,14016 | 0,804085 | 161,161 | 1,86920 | 1,75738 | 10,2351 | 8,46296 | 9,37796 |
| 2005 | 1,42927 | 1,21155 | 0,830055 | 168,610 | 1,66418 | 1,87848 | 11,3363 | 9,03881 | 9,67427 |
| 2006 | 1,50440 | 1,14229 | 0,766377 | 178,948 | 1,75308 | 1,83582 | 10,3390 | 8,51702 | 9,41017 |
| 2007 | 1,58025 | 1,07346 | 0,788780 | 179,947 | 1,56144 | 1,77857 | 10,2088 | 8,02021 | 8,55074 |
| 2008 | 1,54027 | 1,10675 | 1,05657 | 140,464 | 1,88621 | 1,63839 | 12,0833 | 8,18003 | 10,7802 |
| 2009 | 1,56769 | 1,08822 | 0,968007 | 143,797 | 1,64075 | 1,61551 | 11,3070 | 8,10688 | 9,05608 |
| Stand am Monatsende | | | | | | | | | |
| 2005 Sept. | 1,44946 | 1,20367 | 0,820621 | 164,007 | 1,68297 | 1,87010 | 11,2768 | 8,98230 | 9,48137 |
| Okt. | 1,44580 | 1,20253 | 0,813385 | 167,279 | 1,70618 | 1,85640 | 11,3559 | 8,97360 | 9,38694 |
| Nov. | 1,42414 | 1,21007 | 0,824633 | 170,369 | 1,66254 | 1,87317 | 11,5106 | 9,01949 | 9,64609 |
| Dez. | 1,42927 | 1,21155 | 0,830055 | 168,610 | 1,66418 | 1,87848 | 11,3363 | 9,03881 | 9,67427 |
| 2006 Jan. | 1,44540 | 1,19277 | 0,816007 | 170,138 | 1,65339 | 1,85603 | 10,9761 | 8,90266 | 9,65195 |
| Febr. | 1,43503 | 1,20844 | 0,821659 | 166,822 | 1,63306 | 1,89208 | 11,4551 | 9,01616 | 9,69659 |
| März | 1,44085 | 1,19039 | 0,830510 | 169,155 | 1,68161 | 1,88131 | 11,1593 | 8,88312 | 9,48434 |
| April | 1,47106 | 1,17338 | 0,813418 | 168,142 | 1,64803 | 1,84207 | 10,9042 | 8,75427 | 9,10191 |
| Mai | 1,49418 | 1,16116 | 0,794818 | 167,707 | 1,64778 | 1,80871 | 10,7432 | 8,65966 | 9,07507 |
| Juni | 1,47937 | 1,16367 | 0,806458 | 170,054 | 1,64950 | 1,82391 | 10,7328 | 8,68003 | 9,23480 |
| Juli | 1,48386 | 1,16226 | 0,795938 | 170,348 | 1,67810 | 1,83005 | 10,7358 | 8,67258 | 9,13718 |
| Aug. | 1,48852 | 1,15829 | 0,780311 | 174,634 | 1,64720 | 1,82374 | 10,7062 | 8,64013 | 9,35848 |
| Sept. | 1,47637 | 1,16617 | 0,789422 | 173,917 | 1,64660 | 1,85093 | 10,7960 | 8,69686 | 9,60338 |
| Okt. | 1,48004 | 1,16575 | 0,779502 | 174,127 | 1,66164 | 1,85182 | 10,7599 | 8,68931 | 9,71308 |
| Nov. | 1,50773 | 1,14222 | 0,770743 | 175,500 | 1,72107 | 1,82013 | 10,3732 | 8,51477 | 9,32740 |
| Dez. | 1,50440 | 1,14229 | 0,766377 | 178,948 | 1,75308 | 1,83582 | 10,3390 | 8,51702 | 9,41017 |
| 2007 Jan. | 1,49015 | 1,15034 | 0,763161 | 181,322 | 1,75719 | 1,86791 | 10,3930 | 8,57611 | 9,39232 |
| Febr. | 1,50472 | 1,13899 | 0,769006 | 178,279 | 1,76052 | 1,83982 | 10,5669 | 8,48853 | 9,24855 |
| März | 1,51019 | 1,13394 | 0,771248 | 177,674 | 1,74109 | 1,84424 | 10,5713 | 8,44873 | 9,20658 |
| April | 1,52418 | 1,12031 | 0,764152 | 182,292 | 1,68681 | 1,84243 | 10,2692 | 8,34690 | 9,10420 |
| Mai | 1,51286 | 1,12455 | 0,765111 | 183,994 | 1,61860 | 1,85567 | 10,4728 | 8,37654 | 9,13084 |
| Juni | 1,51557 | 1,12223 | 0,755932 | 186,764 | 1,61166 | 1,85900 | 10,4195 | 8,35185 | 8,94702 |
| Juli | 1,53122 | 1,11711 | 0,753812 | 182,139 | 1,63183 | 1,84620 | 10,2669 | 8,31228 | 8,89166 |
| Aug. | 1,53263 | 1,11830 | 0,758766 | 178,092 | 1,61907 | 1,84804 | 10,4947 | 8,33028 | 8,88376 |
| Sept. | 1,55665 | 1,09786 | 0,766331 | 179,093 | 1,55089 | 1,82128 | 10,1104 | 8,18391 | 8,47379 |
| Okt. | 1,57188 | 1,08804 | 0,758047 | 180,374 | 1,49313 | 1,82307 | 10,0050 | 8,11089 | 8,47688 |
| Nov. | 1,59018 | 1,07728 | 0,769539 | 175,397 | 1,59145 | 1,78195 | 10,0850 | 8,03387 | 8,74103 |
| Dez. | 1,58025 | 1,07346 | 0,788780 | 179,947 | 1,56144 | 1,77857 | 10,2088 | 8,02021 | 8,55074 |
| 2008 Jan. | 1,59527 | 1,07281 | 0,799955 | 169,672 | 1,59877 | 1,72225 | 10,1419 | 7,99546 | 8,66401 |
| Febr. | 1,61055 | 1,06188 | 0,811978 | 168,673 | 1,57802 | 1,68512 | 9,92911 | 7,91264 | 8,37872 |
| März | 1,64450 | 1,04003 | 0,827007 | 164,614 | 1,69038 | 1,63447 | 9,78474 | 7,75530 | 8,37332 |
| April | 1,62378 | 1,04490 | 0,825593 | 169,003 | 1,63920 | 1,68646 | 9,75486 | 7,79709 | 8,33208 |
| Mai | 1,62069 | 1,04507 | 0,821227 | 171,242 | 1,61129 | 1,69978 | 9,77278 | 7,79484 | 8,26439 |
| Juni | 1,63362 | 1,03630 | 0,82021 | 173,817 | 1,66400 | 1,66253 | 9,74697 | 7,72863 | 8,29972 |
| Juli | 1,62088 | 1,03829 | 0,818418 | 175,039 | 1,66254 | 1,69820 | 9,81441 | 7,74701 | 8,32757 |
| Aug. | 1,56988 | 1,06541 | 0,858369 | 171,273 | 1,66815 | 1,72310 | 10,0511 | 7,94578 | 8,46303 |
| Sept. | 1,55722 | 1,08874 | 0,865217 | 162,418 | 1,65050 | 1,71559 | 10,5580 | 8,12328 | 9,07252 |
| Okt. | 1,48830 | 1,16665 | 0,920175 | 146,300 | 1,81051 | 1,71645 | 11,5864 | 8,68764 | 9,95154 |
| Nov. | 1,48797 | 1,16914 | 0,970243 | 141,729 | 1,84092 | 1,80014 | 11,8591 | 8,71209 | 10,4287 |
| Dez. | 1,54027 | 1,10675 | 1,05657 | 140,464 | 1,88621 | 1,63839 | 12,0833 | 8,18003 | 10,7802 |
| 2009 Jan. | 1,49192 | 1,16411 | 1,04316 | 133,676 | 1,84461 | 1,73332 | 12,2860 | 8,67626 | 10,3460 |
| Febr. | 1,46736 | 1,16052 | 1,03372 | 143,141 | 1,86458 | 1,72445 | 13,2833 | 8,64633 | 10,3123 |
| März | 1,49507 | 1,12344 | 1,04259 | 146,667 | 1,88409 | 1,70199 | 12,3867 | 8,36764 | 9,98742 |
| April | 1,49783 | 1,12831 | 1,01041 | 146,188 | 1,78841 | 1,70079 | 11,9602 | 8,40400 | 9,84388 |
| Mai | 1,54805 | 1,09806 | 0,958368 | 149,387 | 1,69682 | 1,66152 | 11,8581 | 8,17541 | 9,74915 |
| Juni | 1,55223 | 1,09822 | 0,937339 | 148,936 | 1,80446 | 1,67687 | 11,9327 | 8,17855 | 9,90383 |
| Juli | 1,55333 | 1,09869 | 0,937664 | 148,079 | 1,67604 | 1,68381 | 11,4480 | 8,18090 | 9,57506 |
| Aug. | 1,56606 | 1,09730 | 0,957992 | 145,174 | 1,71750 | 1,66394 | 11,1739 | 8,16733 | 9,44448 |
| Sept. | 1,58437 | 1,08200 | 0,983294 | 142,229 | 1,69876 | 1,63032 | 11,1025 | 8,05477 | 9,15374 |
| Okt. | 1,58989 | 1,07425 | 0,962399 | 145,284 | 1,71295 | 1,62630 | 11,1531 | 7,99571 | 9,01453 |
| Nov. | 1,61018 | 1,07181 | 0,977469 | 139,683 | 1,70261 | 1,61437 | 11,2109 | 7,97684 | 9,12375 |
| Dez. | 1,56769 | 1,08822 | 0,968007 | 143,797 | 1,64075 | 1,61551 | 11,3070 | 8,10688 | 9,05608 |
| 2010 Jan. | 1,55419 | 1,11284 | 0,963066 | 139,644 | 1,65522 | 1,63159 | 11,3961 | 8,28432 | 9,13868 |
| Febr. | 1,53258 | 1,12939 | 1,00676 | 136,783 | 1,61320 | 1,65105 | 11,0001 | 8,40576 | 9,08422 |
| März | 1,51824 | 1,12637 | 1,00214 | 141,576 | 1,54192 | 1,60964 | 11,0186 | 8,38553 | 9,08306 |
| April | 1,51112 | 1,13490 | 0,985853 | 142,136 | 1,52865 | 1,62823 | 10,9178 | 8,48356 | 8,90274 |

 Quelle: IWF, Washington. — * Siehe Erläuterungen (Seite 68 f.). —
 1 ISO-Währungscode: XDR.

III. Werte des Sonderziehungsrechts *)

1 SZR 1) = ... WE

| Zeit | US-Dollar | Euro | Pfund Sterling | Yen | Kanadischer Dollar | Schweizer Franken | Schwedische Krone | Dänische Krone | Norwegische Krone | |
|------------------|-----------|---------|----------------|----------|--------------------|-------------------|-------------------|----------------|-------------------|---------|
| Tageswert | | | | | | | | | | |
| 2010 Febr. | 1. | 1,54915 | 1,11345 | 0,975591 | 139,733 | 1,65030 | 1,64132 | 11,3707 | 8,29009 | 9,12650 |
| | 2. | 1,55089 | 1,11279 | 0,972952 | 140,852 | 1,64503 | 1,63774 | 11,2905 | 8,28521 | 9,06199 |
| | 3. | 1,55378 | 1,11112 | 0,972328 | 140,462 | 1,64841 | 1,63505 | 11,2028 | 8,27219 | 9,07334 |
| | 4. | 1,54496 | 1,11573 | 0,976706 | 140,436 | 1,65836 | 1,63997 | 11,2820 | 8,30613 | 9,11444 |
| | 5. | 1,54145 | 1,12588 | 0,980498 | 138,222 | 1,65320 | 1,65259 | 11,5300 | 8,38209 | 9,25420 |
| | 8. | 1,53876 | 1,12524 | 0,988289 | 137,565 | 1,64525 | 1,65202 | 11,3907 | 8,37654 | 9,19380 |
| | 9. | 1,54013 | 1,11928 | 0,988592 | 137,657 | 1,64640 | . | 11,3777 | 8,33292 | 9,12434 |
| | 10. | 1,54379 | 1,12357 | 0,985940 | 138,632 | 1,64737 | 1,64228 | 11,3237 | 8,36484 | 9,11328 |
| | 11. | 1,54178 | 1,12391 | 0,986242 | . | 1,62242 | 1,64632 | 11,2049 | 8,36771 | 9,10084 |
| | 12. | 1,53275 | 1,12935 | 0,981585 | 137,457 | 1,61414 | 1,65736 | 11,1086 | 8,40746 | 9,10589 |
| | 15. | 1,53706 | 1,12961 | 0,978703 | 138,596 | 1,61084 | . | 11,1552 | 8,40845 | 9,09678 |
| | 16. | 1,53791 | 1,12676 | 0,979691 | 138,105 | 1,60343 | 1,65249 | 11,0961 | 8,38638 | 9,07260 |
| | 17. | 1,54039 | 1,12224 | 0,976973 | 139,128 | 1,61047 | 1,64652 | 11,0215 | 8,35338 | 8,98465 |
| | 18. | 1,53132 | 1,12871 | 0,981990 | 139,472 | 1,60053 | 1,65459 | 11,0906 | 8,40124 | . |
| | 19. | 1,52464 | 1,12778 | 0,991061 | 140,115 | 1,58868 | 1,65530 | 11,1337 | 8,39391 | 9,14110 |
| | 22. | 1,53089 | 1,12351 | 0,989462 | 140,291 | 1,59641 | 1,64907 | 11,0415 | 8,36295 | 9,02739 |
| | 23. | 1,52943 | 1,12649 | 0,992684 | 139,331 | 1,60850 | 1,65377 | 10,9125 | 8,38557 | 9,03555 |
| | 24. | 1,53148 | 1,13049 | 0,991316 | 138,185 | 1,61571 | 1,65446 | 11,0764 | 8,41397 | 9,07680 |
| | 25. | 1,52937 | 1,13379 | 0,999191 | 137,108 | 1,63260 | 1,65829 | 11,0573 | 8,43839 | 9,11627 |
| | 26. | 1,53258 | 1,12939 | 1,006760 | 136,783 | 1,61320 | 1,65105 | 11,0001 | 8,40576 | 9,08422 |
| März | 1. | 1,52771 | 1,12954 | 1,02696 | 135,966 | 1,59202 | 1,65161 | 10,9384 | 8,40682 | 9,10075 |
| | 2. | 1,52872 | 1,12838 | 1,02119 | 136,515 | 1,57856 | 1,65224 | 11,0221 | 8,39772 | 9,08166 |
| | 3. | 1,53472 | 1,12508 | 1,01961 | 136,130 | 1,57877 | 1,64538 | 11,0539 | 8,37283 | 9,08447 |
| | 4. | 1,53713 | 1,12462 | 1,01999 | 135,959 | 1,58463 | 1,64488 | 10,9943 | 8,36981 | 9,05371 |
| | 5. | 1,53077 | 1,12706 | 1,01794 | 136,622 | 1,57456 | 1,64941 | 10,9450 | 8,38771 | 9,07169 |
| | 8. | 1,53156 | 1,12104 | 1,01321 | 138,499 | 1,57537 | 1,64168 | 10,8626 | 8,34272 | 9,02323 |
| | 9. | 1,52797 | 1,12707 | 1,02151 | 137,518 | 1,56633 | 1,64838 | 10,9097 | 8,38736 | 9,06290 |
| | 10. | 1,52866 | 1,12319 | 1,02340 | 137,610 | 1,56580 | 1,64208 | 10,9375 | 8,35778 | 8,99952 |
| | 11. | 1,53043 | 1,12062 | 1,01805 | 138,428 | 1,57099 | 1,63772 | 10,9311 | 8,33841 | 8,97779 |
| | 12. | 1,53728 | 1,11680 | 1,01397 | 139,324 | 1,56603 | 1,62937 | 10,8840 | 8,31041 | 8,97127 |
| | 15. | 1,53323 | 1,11874 | 1,01923 | 139,064 | 1,56650 | 1,62415 | 10,8514 | 8,32494 | 8,96724 |
| | 16. | 1,53394 | 1,11778 | 1,01337 | 138,438 | 1,55664 | 1,62413 | 10,9025 | 8,31718 | 8,95849 |
| | 17. | 1,53834 | 1,11831 | 1,00329 | 139,112 | 1,55572 | 1,62064 | 10,8876 | 8,32085 | 8,95760 |
| | 18. | 1,53435 | 1,12325 | 1,00462 | 138,353 | 1,55568 | 1,62519 | 10,9131 | 8,35778 | 8,98489 |
| | 19. | 1,52833 | 1,12808 | 1,00846 | 138,252 | 1,55201 | 1,61804 | 10,8626 | 8,39384 | 8,99418 |
| | 22. | 1,52428 | 1,13153 | 1,01741 | . | 1,55370 | 1,62092 | 10,9710 | 8,41907 | 9,10258 |
| | 23. | 1,52385 | 1,12719 | 1,01651 | 137,603 | 1,55097 | 1,61878 | 11,0060 | 8,38680 | 9,06487 |
| | 24. | 1,51577 | 1,13643 | 1,01335 | 137,102 | 1,55625 | 1,62188 | 10,9249 | 8,45544 | . |
| | 25. | 1,51444 | 1,13390 | 1,01361 | 139,056 | 1,54291 | 1,61833 | 10,9797 | 8,43818 | . |
| | 26. | 1,51379 | 1,13367 | 1,01809 | 140,026 | 1,55693 | 1,61703 | 10,9523 | 8,43654 | 9,18054 |
| | 29. | 1,51877 | 1,12744 | 1,01448 | 140,714 | 1,54960 | 1,61293 | 10,9959 | 8,39032 | 9,09504 |
| | 30. | 1,51954 | 1,12709 | 1,00732 | 140,071 | 1,54811 | 1,61512 | 10,9711 | 8,38997 | 9,06281 |
| | 31. | 1,51824 | 1,12637 | 1,00214 | 141,576 | 1,54192 | 1,60964 | 11,0186 | 8,38553 | 9,08306 |
| April | 1. | 1,51976 | 1,12842 | 0,997735 | 141,945 | 1,53115 | 1,59924 | 10,9688 | . | . |
| | 2. | 1,51686 | . | . | 142,206 | . | . | . | . | . |
| | 5. | 1,51807 | . | . | 143,306 | . | . | . | . | . |
| | 6. | 1,51481 | 1,13079 | 0,998094 | 142,483 | 1,51496 | 1,61812 | 10,9028 | 8,41779 | 9,06035 |
| | 7. | 1,51213 | 1,13353 | 0,997775 | 141,762 | 1,51667 | 1,62252 | 10,8987 | 8,43739 | 9,02861 |
| | 8. | 1,51343 | 1,13826 | 0,994243 | 141,309 | 1,51646 | 1,62830 | 11,0367 | 8,47292 | 9,04969 |
| | 9. | 1,51661 | 1,13315 | 0,98744 | 141,879 | 1,52495 | 1,62368 | 10,9461 | 8,43398 | 8,99321 |
| | 12. | 1,52522 | 1,12273 | 0,988924 | 142,075 | 1,52751 | 1,61658 | 10,9282 | 8,35638 | 8,99135 |
| | 13. | 1,52617 | 1,12359 | 0,989609 | 141,583 | 1,53044 | 1,61362 | 10,9655 | 8,36344 | 8,98198 |
| | 14. | 1,52586 | 1,12072 | 0,989531 | 142,271 | 1,51991 | 1,61009 | 10,9175 | 8,34154 | 8,96073 |
| | 15. | 1,52374 | 1,12503 | 0,98867 | 142,317 | 1,52587 | 1,61608 | 10,8757 | 8,37339 | 8,94614 |
| | 16. | 1,52441 | 1,12628 | 0,986106 | 141,328 | 1,54697 | 1,61588 | 10,9148 | 8,38216 | 8,95961 |
| | 19. | 1,52039 | 1,13191 | 0,998283 | 140,012 | 1,55095 | 1,62347 | 10,9924 | 8,42446 | 9,03612 |
| | 20. | 1,52301 | 1,12933 | 0,988523 | 141,031 | 1,52088 | 1,61637 | 10,9352 | 8,40470 | 8,97529 |
| | 21. | 1,51745 | 1,13471 | 0,986446 | 141,396 | 1,51503 | 1,62413 | 10,8801 | 8,44459 | 8,95921 |
| | 22. | 1,51565 | 1,13625 | 0,984126 | 140,728 | 1,51762 | 1,62811 | 10,8861 | 8,45594 | 8,97585 |
| | 23. | 1,51288 | 1,13657 | 0,984562 | 141,303 | 1,51697 | 1,63134 | 10,9722 | 8,45852 | 8,95223 |
| | 26. | 1,51296 | 1,13577 | 0,979893 | 142,566 | 1,51432 | 1,62930 | 10,8328 | 8,45244 | 8,91631 |
| | 27. | 1,51259 | 1,13814 | 0,985853 | 141,896 | 1,53876 | 1,63178 | 10,8490 | 8,47020 | 8,92761 |
| | 28. | 1,50651 | 1,13742 | 0,991906 | 140,332 | 1,52580 | 1,63622 | 11,0164 | 8,46511 | 8,95712 |
| | 29. | 1,50835 | 1,13786 | 0,990119 | . | 1,51650 | 1,63339 | 11,0110 | 8,46805 | 8,92435 |
| | 30. | 1,51112 | 1,13490 | 0,985853 | 142,136 | 1,52865 | 1,62823 | 10,9178 | 8,48356 | 8,90274 |
| Mai | 3. | 1,50445 | 1,13646 | . | . | 1,52461 | 1,62962 | 10,9674 | 8,45816 | 8,90932 |
| | 4. | 1,50146 | 1,14712 | 0,988650 | . | 1,53389 | 1,63959 | 10,9344 | 8,53774 | 8,97449 |
| | 5. | 1,49360 | 1,15568 | 0,985610 | . | 1,53333 | 1,65386 | 11,1012 | 8,60134 | 9,03342 |
| | 6. | 1,48835 | 1,16944 | 0,987625 | 139,681 | 1,55339 | 1,65534 | 11,3375 | 8,70413 | 9,10465 |
| | 7. | 1,48837 | 1,16771 | 1,011120 | 136,632 | 1,55251 | 1,64628 | 11,5497 | 8,69187 | 9,28798 |
| | 10. | 1,49755 | 1,15471 | 0,997835 | 138,823 | 1,53439 | 1,64281 | 11,1867 | 8,59321 | 9,08595 |

Quelle: IWF, Washington. — * Siehe Erläuterungen (Seite 68 f.). —
1 ISO-Währungscode: XDR.

IV. Weltweite Wechselkursregelungen und geldpolitischer Rahmen *)

Stand: Ende April 2008

| Wechselkursregime | Geldpolitischer Rahmen | | | | | Geldmengenziel | Inflationsziel | Sonstige Rahmenbedingungen 1) |
|--|--|---|--|--|---|----------------|----------------|-------------------------------|
| | Wechselkursziel | | | | Ankerwährung | | | |
| | US-Dollar | Euro | Währungskorb | Sonstige | | | | |
| Wechselkursregime ohne eigenes gesetzliches Zahlungsmittel | Ecuador El Salvador Marshallinseln Mikronesien, Föd. Staaten von Palau Panama Timor-Leste | Montenegro San Marino | | Kiribati | | | | |
| Regelung in Form eines "Currency Board" (einseitige Wechselkursanbindung) | Antigua und Barbuda 2) Dominica 2) Dschibuti Grenada 2) Hongkong St. Kitts und Nevis 2) St. Lucia 2) St. Vincent und die Grenadinen 2) | Bosnien und Herzegowina Bulgarien Estland 3) Litauen 3) | | Brunei Darussalam | | | | |
| Sonstige konventionelle Regelungen mit festen Wechselkursen | Angola Argentinien Aruba Bahamas Bahrain Bangladesch Barbados Belarus Belize Eritrea Guyana Honduras Jemen Jordanien Kasachstan Katar Libanon Malawi Malediven Mongolei Niederländische Antillen Oman Ruanda Salomonen Saudi-Arabien Seychellen Sierra Leone Simbabwe Sri Lanka Suriname Tadschikistan Trinidad und Tobago Turkmenistan Venezuela, Bolivarische Republik Vereinigte Arabische Emirate Vietnam | Äquatorialguinea 5) Benin 4) Burkina Faso Côte d'Ivoire 4) Dänemark 3) Gabun 5) Guinea-Bissau 4) Kamerun 5) Kap Verde Komoren Kongo 5) Kroatien Lettland 3) Mali 4) Mazedonien Niger 4) Senegal 4) Togo 4) Tschad 5) Zentralafrikanische Republik 5) | Fidschi Kuwait Lybisch-Arabische Dschamahirija Marokko Russische Föderation Samoa Tunesien | Bhutan Lesotho Namibia Nepal Swasiland | Argentinien Malawi Ruanda Sierra Leone | | | |
| Wechselkursband mit festem Leitkurs | | Slowakei 3) | | Syrien, Arabische Republik Tonga | | | | |
| Gleitender Leitkurs ohne Wechselkursband ("Crawling peg") | Äthiopien Bolivien, Plurinationaler Staat China Irak Nicaragua Usbekistan | | | Botsuana Iran, Islamische Republik | | | | |

IV. Weltweite Wechselkursregelungen und geldpolitischer Rahmen *)

Stand: Ende April 2008

| Wechselkursregime | Geldpolitischer Rahmen | | | | | Geldmengenziel | Inflationsziel | Sonstige Rahmenbedingungen 1) |
|--|--|------|---------------------------------|----------|---|---|--|-------------------------------|
| | Wechselkursziel | | | | Ankerwährung | | | |
| | US-Dollar | Euro | Währungskorb | Sonstige | | | | |
| Wechselkursband mit gleitendem Leitkurs ("Crawling band") | Costa Rica | | Aserbaidschan | | | | | |
| Kontrolliertes Floating ohne einen vorgegebenen Wechselkurspfad | Kambodscha Kirgisistan Laos, Demokratische Volksrepublik Liberia Mauretanien Mauritius Myanmar Ukraine | | Algerien Singapur Vanuatu | | Afghanistan Burundi Gambia Georgien Guinea Haiti Jamaika Kenia Madagaskar Moldau, Republik Mosambik Nigeria Papua-Neuguinea São Tomé und Príncipe Sudan Tansania, Vereinigte Rep. Uganda | Armenien 6) Ghana Guatemala Indonesien Kolumbien Peru Rumänien Serbien 6) Uruguay | Ägypten Dominikanische Republik Indien Malaysia Pakistan Paraguay Thailand | |
| Unabhängiges Floating | | | | | Sambia | Albanien Australien Belgien 7) Brasilien Chile Deutschland 7) Finnland 7) Frankreich 7) Griechenland 7) Irland 7) Island Israel Italien 7) Kanada Korea, Republik Luxemburg 7) Malta 7) Mexiko Neuseeland Niederlande 7) Norwegen Österreich 7) Philippinen Polen Portugal 7) Schweden Slowenien 7) Spanien 7) Südafrika Tschechische Republik Türkei Ungarn Vereinigtes Königreich Zypern 7) | Japan Kongo, Demokrat. Republik Schweiz Somalia 8) Vereinigte Staaten | |

Quelle: Annual Report on Exchange Arrangements and Exchange Restrictions 2008, IWF, Washington. — * Siehe Erläuterungen (Seite 69 f.). — 1 Hierunter fallen auch Länder, die keinen expliziten nominalen Anker haben, sondern im Rahmen ihrer geldpolitischen Strategie verschiedene Indikatoren beobachten. — 2 Mitgliedstaat der Ostkaribischen Währungsunion. — 3 Teilnehmer am WKM II. — 4 Mitgliedstaat der Westafrikanischen Wirt-

schafts- und Währungsunion. — 5 Mitgliedstaat der Zentralafrikanischen Wirtschafts- und Währungsgemeinschaft. — 6 Land, in dem die Zentralbank erste Schritte zur Einrichtung eines Inflationsziels unternommen hat und die Umstellung der Geldpolitik auf die Verfolgung eines Inflationsziels vorbereitet. — 7 Mitgliedstaat der Europäischen Wirtschafts- und Währungsunion. — 8 Stand Ende Dezember 1989.

V. ISO-Währingcodes *)

Stand: Ende April 2010

| ISO-Code | Währung | Land bzw. Gebiet | ISO-Code | Währung | Land bzw. Gebiet | ISO-Code | Währung | Land bzw. Gebiet |
|----------|--------------------------|---|----------|----------------------|--|----------|-----------------------|------------------------------------|
| AED | Dirham | Vereinigte Arabische Emirate | CVE | Kap-Verde-Escudo | Kap Verde | HKD | Hongkong-Dollar | Hongkong |
| AFN | Afghani | Afghanistan | CZK | Tschechische Krone | Tschechische Republik | HNL | Lempira | Honduras |
| ALL | Lek | Albanien | DJF | Dschibuti-Franc | Dschibuti | HRK | Kuna | Kroatien |
| AMD | Dram | Armenien | DKK | Dänische Krone | Dänemark Färöer Grönland | HTG | Gourde | Haiti |
| ANG | Niederl.-Antillen-Gulden | Niederländische Antillen | DOP | Dominikanischer Peso | Dominikanische Republik | HUF | Forint | Ungarn |
| AOA | Kwanza | Angola | DZD | Algerischer Dinar | Algerien | IDR | Rupiah | Indonesien |
| ARS | Argentinischer Peso | Argentinien | EEK | Estnische Krone | Estland | ILS | Neuer Schekel | Israel |
| AUD | Australischer Dollar | Australien Kiribati Kokosinseln Nauru Norfolkinsel Tuvalu Weihnachtsinsel | EGP | Ägyptisches Pfund | Ägypten | INR | Indische Rupie | Indien Bhutan |
| AWG | Aruba-Florin | Aruba | ERN | Nakfa | Eritrea | IQD | Irak-Dinar | Irak |
| AZN | Aserbaidshjan-Manat | Aserbaidshjan | ETB | Birr | Äthiopien | IRR | Rial | Iran, Islamische Republik |
| BAM | Konvertible Mark | Bosnien und Herzegowina | EUR | Euro | Belgien Deutschland Finnland Frankreich Griechenland Irland Italien Luxemburg Malta Niederlande Österreich Portugal Slowakei Slowenien Spanien Zypern | ISK | Isländische Krone | Island |
| BBD | Barbados-Dollar | Barbados | | | Andorra Französisch-Guayana Guadeloupe Martinique Mayotte Monaco Montenegro Réunion San Marino St. Pierre und Miquelon Vatikanstadt | JMD | Jamaika-Dollar | Jamaika |
| BDT | Taka | Bangladesch | | | | JOD | Jordan-Dinar | Jordanien |
| BGN | Lew | Bulgarien | | | | JPY | Yen | Japan |
| BHD | Bahrain-Dinar | Bahrain | | | | KES | Kenia-Schilling | Kenia |
| BIF | Burundi-Franc | Burundi | | | | KGS | Kirgisistan-Som | Kirgisistan |
| BMD | Bermuda-Dollar | Bermuda | | | | KHR | Riel | Kambodscha |
| BND | Brunei-Dollar | Brunei Darussalam | | | | KMF | Komoren-Franc | Komoren |
| BOB | Boliviano | Bolivien, Plurinationaler Staat | | | | KPW | Won | Korea, Demokratische Volksrepublik |
| BRL | Real | Brasilien | | | | KRW | Won | Korea, Republik |
| BSD | Bahama-Dollar | Bahamas | | | | KWD | Kuwait-Dinar | Kuwait |
| BTN | Ngultrum | Bhutan | FJD | Fidschi-Dollar | Fidschi | KYD | Kaiman-Dollar | Kaimaninseln |
| BWP | Pula | Botsuana | FKP | Falkland-Pfund | Falklandinseln (Malwinen) | KZT | Tenge | Kasachstan |
| BYR | Belarus-Rubel | Belarus | | | | | | |
| BZD | Belize-Dollar | Belize | GBP | Pfund Sterling | Vereinigtes Königreich | LAK | Kip | Laos |
| CAD | Kanadischer Dollar | Kanada | | | | LBP | Libanesisches Pfund | Libanon |
| CDF | Kongo-Franc | Kongo, Demokratische Republik | GEL | Lari | Georgien | LKR | Sri-Lanka-Rupie | Sri Lanka |
| CHF | Schweizer Franken | Schweiz Liechtenstein | GHS | Ghana-Cedi | Ghana | LRD | Liberianischer Dollar | Liberia |
| CLP | Chilenischer Peso | Chile | GIP | Gibraltar-Pfund | Gibraltar | LSL | Loti | Lesotho |
| CNY | Renminbi Yuan | China | GMD | Dalasi | Gambia | LTL | Litas | Litauen |
| COP | Kolumbianischer Peso | Kolumbien | GNF | Guinea-Franc | Guinea | LVL | Lats | Lettland |
| CRC | Costa-Rica-Colón | Costa Rica | GTQ | Quetzal | Guatemala | LYD | Libyscher Dinar | Libysch-Arabische Dschamahirija |
| CUC | Konvertibler Peso | Kuba 1) | | | | | | |
| CUP | Kubanischer Peso | Kuba | GYD | Guyana-Dollar | Guyana | | | |

*) Auszugsweise zusammengestellt nach Mitteilungen der ISO. — 1 Siehe Erläuterungen zu einzelnen Ländern (Seite 79 ff.).

VI. Paritäten, Leitkurse, EWRE-Relationen
1. Gold- und US-Dollar-Paritäten von 1948 bis 15. Februar 1973

| Land Währung | Währungsparität 1) zum | | | | | | Errechnete DM-Parität 2) | |
|--|------------------------|--------------------------|---------------------------------|---------------------------|------------------|--|--------------------------|-----------------|
| | Gold | | | US-Dollar | | | gültig ab | 100 WE = ... DM |
| | gültig ab | 1 WE = ... g Feingold | Aufw. (+) / Abw. (-) in % | gültig ab | 1 US-\$ = ... WE | Aufw. (+) / Abw. (-) in % | | |
| Belgien | | | | | | | | |
| Belgischer Franc *) (bfr) | 18.12.46 | 0,0202765 | - 12,3 | 18.12.46 | 43,8275 | - 12,3 | 21.06.48 | 7,6056 |
| | 22.09.49 | 0,0177734 | | 22.09.49 | 3) 50,0000 | | 22.09.49 | 8,4000 |
| | | | | 21.12.71 | 3) 5) 44,8159 | | 06.03.61 | 4) 8,0000 |
| | | | v) 14.02.73 | 3) 5) 40,3344 | + 11,6 | 27.10.69 | 4) 7,3200 | |
| | | | | | + 11,1 | 21.12.71 | 6) 7,1905 | |
| | | | | | | 14.02.73 | 6) 7,1906 | |
| Dänemark | | | | | | | | |
| Dänische Krone *) (dkr) | 18.12.46 | 0,185178 | - 30,5 | 18.12.46 | 4,79901 | - 30,5 | 21.06.48 | 69,4588 |
| | 18.09.49 | 0,128660 | | 18.09.49 | 6,90714 | | 19.09.49 | 60,8066 |
| | 21.11.67 | 0,118489 | | 21.11.67 | 7,50000 | | 06.03.61 | 4) 57,9111 |
| | | | | | - 7,9 | 21.11.67 | 53,3333 | |
| | | | | | | 27.10.69 | 4) 48,8000 | |
| | | | | v) 15.02.73 | 5) 6,98000 | + 7,4 | 21.12.71 | 6) 46,1676 |
| | | | | | 5) 6,28205 | + 11,1 | 15.02.73 | 6) 46,1681 |
| Deutschland | | | | | | | | |
| Deutsche Mark *) (DM) | 30.01.53 | 0,211588 | + 5,0 + 9,3 | 21.06.48 | 7) 3,33333 | - 20,6 + 5,0 + 9,3 + 13,6 + 11,1 | - | - |
| | 06.03.61 | 0,222168 | | 19.09.49 | 4,20000 | | - | - |
| | 27.10.69 | 0,242806 | | 06.03.61 | 4,00000 | | - | - |
| | | | | 27.10.69 | 3,66000 | | - | - |
| | | | | v) 14.02.73 | 5) 3,2225 | | - | - |
| | | | 5) 2,9003 | - | - | | | |
| Finnland | | | | | | | | |
| Finnmark (Fmk) | | | - 28,1 | (01.01.48) | 135,70 | - 15,2 - 30,4 - 28,1 | 21.06.48 | 2,4564 |
| | 01.07.51 | 0,00386379 | | 05.07.49 | 160,00 | | 05.07.49 | 2,0833 |
| | 15.09.57 | 0,00277710 | | 19.09.49 | 230,000 | | 19.09.49 | 1,8261 |
| | | | 15.09.57 | 320,000 | - 28,1 | 15.09.57 | 1,3125 | |
| | | | | | | 06.03.61 | 4) 1,2500 | |
| | | | | Währungsumstellung 8) | | | | |
| | 01.01.63 | 0,277710 | - 23,8 | 01.01.63 | 3,20000 | - 23,8 | 01.01.63 | 125,0000 |
| | 12.10.67 | 0,211590 | | 12.10.67 | 4,19997 | | 12.10.67 | 95,2388 |
| | | | | 20.12.71 | 5) 4,10 | | 27.10.69 | 4) 87,1435 |
| | | | | v) 15.02.73 | 5) 3,90 | + 2,4 + 5,1 | 21.12.71 | 6) 78,5976 |
| | | | | | | | 15.02.73 | 6) 74,3667 |
| Frankreich | | | | | | | | |
| Französischer Franc (ffr) | 18.12.46 | 9) 0,00746113 | 14) - 75,9 | 18.12.46 | 119,107 | - 44,4 12) - 38,7 - 16,7 - 14,9 | 21.06.48 | 10) (1,5548) |
| | | | | 26.01.48 | 214,393 | | 20.09.49 | 1,2000 |
| | | | | 02.02.48 | 11) 350,000 | | 12.08.57 | 1,0000 |
| | 29.12.58 | 0,00180000 | | 13) 420,000 | - 16,7 | 12.08.57 | 1,0000 | |
| | | | | 29.12.58 | 493,706 | - 14,9 | 29.12.58 | 0,8507 |
| | | | | Währungsumstellung 15) | | | | |
| Französ. Neuer Franc (NF) ab 01.01.63 Französischer Franc (FF) | 01.01.60 | 0,180000 | - 11,1 | 01.01.60 | 4,93706 | - 11,1 + 8,6 + 11,1 | 01.01.60 | 85,0709 |
| | 10.08.69 | 0,160000 | | 10.08.69 | 3) 5,55419 | | 06.03.61 | 4) 81,0199 |
| | | | | 20.12.71 | 3) 5,11570 | 27.10.69 | 4) 65,8962 | |
| | | | | v) 14.02.73 | 3) 4,60414 | 21.12.71 | 6) 62,9924 | |
| | | | | | | 14.02.73 | 6) 62,9933 | |
| Italien | | | | | | | | |
| Italienische Lira *) (Lit) | | | | Mai 1948 | 16) 575,000 | 17) | 21.06.48 | 0,5797 |
| | | | | 19.09.49 | 16) 626,186 | | 19.09.49 | 0,6707 |
| | | | | 01.01.50 | 16) 624,358 | | 01.01.50 | 0,6727 |
| | 30.03.60 | 0,00142187 | | 30.03.60 | 625,000 | | 30.03.60 | 0,6720 |
| | | | | | | | 06.03.61 | 4) 0,6400 |
| | | | | 20.12.71 | 3) 5) 581,500 | + 7,5 | 27.10.69 | 4) 0,5856 |
| | | | | | | | 21.12.71 | 6) 0,5542 |
| | | | | (nur gültig bis 13.02.73) | | | | |
| Japan | | | | | | | | |
| Yen *) (¥) | | | | 25.04.49 | 360,000 | | 25.04.49 | 0,9259 |
| | | | | 11.05.53 | 360,000 | | 19.09.49 | 18) 1,1667 |
| | 11.05.53 | 0,00246853 | | 11.05.53 | 360,000 | | 06.03.61 | 4) 1,1111 |
| | | | | 20.12.71 | 5) 308,000 | + 16,9 | 27.10.69 | 4) 1,0167 |
| | | | | | | | 21.12.71 | 6) 1,0463 |
| | | | | (nur gültig bis 13.02.73) | | | | |
| Kanada | | | | | | | | |
| Kanadischer Dollar *) (kan\$) | 18.12.46 | 0,888671 | - 9,1 21) + 1,8 | 18.12.46 | 1,00000 | - 9,1 21) + 1,8 | 21.06.48 | 19) 3,3333 |
| | 19.09.49 | 0,807883 | | 19.09.49 | 1,10000 | | 19.09.49 | 19) 3,8182 |
| | 30.09.50 | | | 30.09.50 | 20) 1,08108 | | 30.09.50 | 20) 3,7000 |
| | 02.05.62 | 0,822021 | | 02.05.62 | 1,08108 | | 02.05.62 | 19) 3,7000 |
| | | | | | | | 27.10.69 | 4) 19) 3,3855 |
| | | | | (nur gültig bis 31.05.70) | | | | |

Anmerkungen siehe Seite 56.

VI. Paritäten, Leitkurse, EWRE-Relationen

noch: 1. Gold- und US-Dollar-Paritäten von 1948 bis 15. Februar 1973

| Land Währung | Währungsparität 1) zum | | | | | | Errechnete DM-Parität 2) | |
|----------------------------------|------------------------|--------------------------|---------------------------------|--------------------|-----------------------|---------------------------------|--------------------------|---------------------------|
| | Gold | | | US-Dollar | | | gültig ab | 100 WE = ... DM |
| | gültig ab | 1 WE = ... g Feingold | Aufw. (+) / Abw. (-) in % | gültig ab | 1 US-\$ = ... WE | Aufw. (+) / Abw. (-) in % | | |
| Niederlande | | | | | | | | |
| Holländischer Gulden *) (hfl) | 18.12.46 | 0,334987 | - 30,2 | 18.12.46 | 2,65285 | - 30,2 | 21.06.48 | 125,6510 |
| | 21.09.49 | 0,233861 | | 21.09.49 | 3,80000 | | 21.09.49 | 110,5263 |
| | 07.03.61 | 0,245489 | + 5,0 | 07.03.61 | 3,62000 | + 5,0 | 07.03.61 | 110,4972 |
| | | | | 21.12.71 | 5) 3,24470 | + 11,6 | 27.10.69 | 4) 101,1050 |
| | | | v) 14.02.73 | 5) 2,92024 | + 11,1 | 21.12.71 | 6) 99,3158 | |
| | | | | | | 14.02.73 | 6) 99,3172 | |
| Norwegen | | | | | | | | |
| Norwegische Krone *) (nkr) | 18.12.46 | 0,179067 | - 30,5 | 18.12.46 | 4,96278 | - 30,5 | 21.06.48 | 67,1667 |
| | 18.09.49 | 0,124414 | | 18.09.49 | 7,14286 | | 19.09.49 | 58,8000 |
| | | | | | | 06.03.61 | 4) 56,0000 | |
| | | | | 21.12.71 | 5) 6,64539 | + 7,5 | 27.10.69 | 4) 51,2400 |
| | | | v) 15.02.73 | 5) 5,98086 | + 11,1 | 21.12.71 | 6) 48,4923 | |
| | | | | | | 15.02.73 | 6) 48,4930 | |
| Österreich | | | | | | | | |
| Schilling *) (S) | | | | 26.10.46 | 10,00 | | 21.06.48 | 33,3333 |
| | | | | 25.11.49 | 22) | | 19.09.49 | 18) 42,0000 |
| | 04.05.53 | 0,0341796 | | 04.05.53 | 26,0000 | 24) - 61,5 | 23) 04.05.53 | 16,1538 |
| | | | | | | | 06.03.61 | 4) 15,3846 |
| | 09.05.71 | 0,0359059 | + 5,1 | 09.05.71 | 24,7500 | + 5,1 | 27.10.69 | 4) 14,0769 |
| | | | 22.12.71 | 5) 23,30 | + 6,2 | 09.05.71 | 14,7879 | |
| | | | v) 13.02.73 | 5) 20,97 | + 11,1 | 22.12.71 | 6) 13,8305 | |
| | | | | | | 14.02.73 | 6) 13,8307 | |
| Portugal | | | | | | | | |
| Escudo *) (Esc) | | | | 01.09.47 | 24,9775 | | 21.06.48 | 13,3453 |
| | | | | Mai 1949 | 24,9175 | | Mai 1949 | 13,3775 |
| | | | | 08.08.49 | 25,0025 | | 08.08.49 | 13,3320 |
| | | | | 19.09.49 | 28,7500 | - 13,0 | 19.09.49 | 14,6087 |
| | 01.06.62 | 0,0309103 | | 01.06.62 | 28,7500 | | 06.03.61 | 4) 13,9130 |
| | | | | | | 01.06.62 | 13,9130 | |
| | | | 22.12.71 | 5) 27,25 | + 5,5 | 27.10.69 | 4) 12,7304 | |
| | | | v) 14.02.73 | 5) 25,50 | + 6,9 | 22.12.71 | 6) 11,8257 | |
| | | | | | | 14.02.73 | 6) 11,3737 | |
| Schweden | | | | | | | | |
| Schwedische Krone *) (skr) | | | | 14.07.46 | 3,5943 | | 21.06.48 | 92,7394 |
| | | | | 20.09.49 | 5,1732 | - 30,5 | 20.09.49 | 81,1877 |
| | | | | 01.01.51 | 5,17321 | | 01.01.51 | 81,1875 |
| | 05.11.51 | 0,171783 | | 05.11.51 | 5,17321 | | 05.11.51 | 81,1875 |
| | | | | | | | 06.03.61 | 4) 77,3214 |
| | | | 21.12.71 | 5) 4,81290 | + 7,5 | 27.10.69 | 4) 70,7491 | |
| | | | v) 15.02.73 | 5) 4,56 | + 5,5 | 21.12.71 | 6) 66,9555 | |
| | | | | | | 15.02.73 | 6) 63,6031 | |
| Schweiz | | | | | | | | |
| Schweizer Franken *) (sfr) | 01.01.46 | 25) | | (1948) | 26) | | (21.06.48) | 27) |
| | 20.04.53 | 28) | 0,2032258 | | 4,37282 | | 19.09.49 | 18) |
| | | | | | | | 06.03.61 | 4) |
| | 10.05.71 | 29) | 0,2175926 | + 7,1 | 10.05.71 | 4,0841 | 27.10.69 | 4) |
| | | | | 21.12.71 | 5) 3,84 | + 7,1 | 10.05.71 | 4) |
| | | | | | | + 6,4 | 21.12.71 | 6) |
| | | | | | | | 21.12.71 | 6) |
| | | | | | | | | (76,2285) |
| | | | | | | | | 96,0479 |
| | | | | | | | | 91,4742 |
| | | | | | | | | 83,6988 |
| | | | | | | | | 89,6158 |
| | | | | | | | | 83,9193 |
| | | | | | | | | (nur gültig bis 22.01.73) |
| Vereinigte Staaten | | | | | | | | |
| US-Dollar o) (US-\$) | 18.12.46 | 0,888671 | | 18.12.46 | 1,00000 | | 21.06.48 | 7) 19) 3,3333 |
| | | | | | | | 19.09.49 | 18) 19) 4,2000 |
| | 18.12.71 | 30) | 0,818513 | - 7,9 | | | 06.03.61 | 4) 19) 4,0000 |
| 12.02.73 | 31) | 0,736662 | - 10,0 | | | 27.10.69 | 4) 19) 3,6600 | |
| | | | | | | 21.12.71 | 5) 19) 3,2225 | |
| | | | | | | 14.02.73 | 5) 19) 2,9003 | |
| Vereinigtes Königreich | | | | | | | | |
| Pfund Sterling *) (£) | 18.12.46 | 3,58134 | | 18.12.46 | 0,248139 | | 21.06.48 | 19) 13,4333 |
| | 18.09.49 | 2,48828 | - 30,5 | 18.09.49 | 0,357143 | - 30,5 | 19.09.49 | 19) 11,7600 |
| | | | | | (1 £ = 2,80 US-\$) | | 06.03.61 | 4) 19) 11,2000 |
| | 18.11.67 | 2,13281 | - 14,3 | 18.11.67 | 0,416667 | - 14,3 | 18.11.67 | 19) 9,6000 |
| | | | | (1 £ = 2,40 US-\$) | | | | |
| | | | | 21.12.71 | 0,383772 | + 8,6 | 27.10.69 | 4) 19) 8,7840 |
| | | | | | (1 £ = 2,60571 US-\$) | | 21.12.71 | 6) 19) 8,3969 |
| | | | | | | | | (nur gültig bis 22.06.72) |

Anmerkungen siehe Seite 56.

VI. Paritäten, Leitkurse, EWRE-Relationen

2. SZR-Leitkurse vom 18. Dezember 1971 bis 31. März 1978

| Land Währung | SZR-Parität bzw. -Leitkurs | | | | Errechneter DM-Vergleichswert 1) | | |
|-------------------------------|----------------------------|---|----------------|---|----------------------------------|-----------------|----------|
| | gültig ab | 1 SZR = ... WE | 1 WE = ... SZR | Aufwertung (+) / Abwertung (-) in % | gültig ab | 100 WE = ... DM | |
| Belgien | | | | | | | |
| Belgischer Franc (bfr) | 21.12.71 | 48,6572 | 0,0205519 | ● + 2,8 | 21.12.71 | 7,19 | |
| | 19.03.73 | Freigabe des Wechselkurses gegenüber den Währungen derjenigen Länder, die nicht am Gruppenfloating teilnehmen 2) | | | | 19.03.73 | 3) 6,98 |
| | | | | | 29.06.73 | 3) 6,62 | |
| | | | | | 18.10.76 | 3) 6,49 | |
| Dänemark | | | | | | | |
| Dänische Krone (dkr) | 21.12.71 | 7,57831 | 0,131955 | ● - 1,0 | 21.12.71 | 46,17 | |
| | 19.03.73 | Freigabe des Wechselkurses gegenüber den Währungen derjenigen Länder, die nicht am Gruppenfloating teilnehmen 2) | | | | 19.03.73 | 3) 44,82 |
| | | | | | 29.06.73 | 3) 42,49 | |
| | 18.10.76 | 7,89407 | 0,126677 | - 4,0 | 18.10.76 | 39,99 | |
| | 04.04.77 | 8,13822 | 0,122877 | - 3,0 | 04.04.77 | 38,79 | |
| | 29.08.77 | 8,56656 | 0,116733 | - 5,0 | 29.08.77 | 36,85 | |
| Deutschland | | | | | | | |
| Deutsche Mark (DM) | 21.12.71 | 4) 3,49872 | 4) 0,285819 | ● + 4,6 | - | - | |
| | 19.03.73 | Freigabe des Wechselkurses gegenüber den Währungen derjenigen Länder, die nicht am Gruppenfloating teilnehmen 2) | | | | | |
| | 19.03.73 | 3,39687 | 5) 0,294389 | + 3,0 | - | - | |
| | 29.06.73 | 3,21979 | 5) 0,310580 | + 5,5 | - | - | |
| | 18.10.76 | 3,15665 | 5) 0,316792 | + 2,0 | - | - | |
| Finnland | | | | | | | |
| Finnmark (Fmk) | 20.12.71 | 4,45143 | 0,224647 | ● - 5,6 | 21.12.71 | 78,60 | |
| | 15.02.73 | 4,70475 | 0,212551 | - 5,4 | 15.02.73 | 6) 74,37 | |
| | 04.06.73 | Freigabe des Wechselkurses | | | | | |
| Frankreich | | | | | | | |
| Französischer Franc (FF) | 20.12.71 | 5,55419 | 0,180044 | ● - | 21.12.71 | 62,99 | |
| | 19.03.73 | Freigabe des Wechselkurses gegenüber den Währungen derjenigen Länder, die nicht am Gruppenfloating teilnehmen 2) 7) | | | | 19.03.73 | 3) 61,16 |
| | 15.03.76 | Freigabe des Wechselkurses 7) | | | | 29.06.73 | 3) 57,97 |
| | | | | | 15.03.76 | - | |
| Italien | | | | | | | |
| Italienische Lira (Lit) | 20.12.71 | 631,343 | 0,00158393 | ● - 1,0 | 21.12.71 | 0,55 | |
| | 13.02.73 | Freigabe des Wechselkurses | | | | 13.02.73 | - |
| Japan | | | | | | | |
| Yen (¥) | 20.12.71 | 334,400 | 0,00299043 | ● + 7,7 | 21.12.71 | 1,05 | |
| | 14.02.73 | Freigabe des Wechselkurses | | | | 14.02.73 | - |
| Kanada | | | | | | | |
| Kanadischer Dollar (kan\$) | (01.06.70) | Freigabe des Wechselkurses | | | (01.06.70) | - | |

Anmerkungen siehe Seite 59.

VI. Paritäten, Leitkurse, EWRE-Relationen

noch: 2. SZR-Leitkurse vom 18. Dezember 1971 bis 31. März 1978

| Land Währung | SZR-Parität bzw. -Leitkurs | | | | Errechneter DM-Vergleichswert 1) | | |
|-------------------------------|-------------------------------|--|----------------|---|----------------------------------|-----------------|----------|
| | gültig ab | 1 SZR = ... WE | 1 WE = ... SZR | Aufwertung (+) / Abwertung (-) in % | gültig ab | 100 WE = ... DM | |
| Niederlande | | | | | | | |
| Holländischer Gulden (hfl) | 21.12.71 | 3,52282 | 0,283864 | ● + 2,8 | 21.12.71 | 99,32 | |
| | 19.03.73 | Freigabe des Wechselkurses gegenüber den Währungen derjenigen Länder, die nicht am Gruppenfloating teilnehmen 2) | | | | 19.03.73 | 3) 96,42 |
| | | | | | 29.06.73 | 3) 91,40 | |
| | 17.09.73 | 3,35507 | 0,298056 | + 5,0 | 17.09.73 | 95,97 | |
| | | | | | 18.10.76 | 3) 94,09 | |
| Norwegen | | | | | | | |
| Norwegische Krone (nkr) | 21.12.71 | 7,21500 | 0,138600 | ● - 1,0 | 21.12.71 | 48,49 | |
| | 19.03.73 | Freigabe des Wechselkurses gegenüber den Währungen derjenigen Länder, die nicht am Gruppenfloating teilnehmen 2) | | | | 19.03.73 | 3) 47,08 |
| | | | | | 29.06.73 | 3) 44,63 | |
| | 16.11.73 | 6,87145 | 0,145530 | + 5,0 | 16.11.73 | 46,86 | |
| | 18.10.76 | 8) 6,94084 | 8) 0,144075 | - 1,0 | 18.10.76 | 45,48 | |
| | 04.04.77 | 8) 7,15551 | 8) 0,139753 | - 3,0 | 04.04.77 | 44,11 | |
| | 29.08.77 | 8) 7,53212 | 8) 0,132765 | - 5,0 | 29.08.77 | 41,91 | |
| 13.02.78 | 8) 8,18709 | 8) 0,122144 | - 8,0 | 13.02.78 | 38,56 | | |
| Österreich | | | | | | | |
| Schilling (S) | 22.12.71 | 25,2971 | 0,0395302 | ● - 2,2 | 22.12.71 | 13,83 | |
| | 19.03.73 | Freigabe des Wechselkurses | | | | 19.03.73 | - |
| Portugal | | | | | | | |
| Escudo (Esc) | 22.12.71 | 29,5857 | 0,0338001 | ● - 2,8 | 22.12.71 | 11,83 | |
| | 14.02.73 | 30,7619 | 0,0325078 | - 3,8 | 14.02.73 | 11,37 | |
| | 19.03.73 | Freigabe des Wechselkurses | | | | 19.03.73 | - |
| Schweden | | | | | | | |
| Schwedische Krone (skr) | 21.12.71 | 5,22545 | 0,191371 | ● - 1,0 | 21.12.71 | 66,96 | |
| | 15.02.73 | 5,50094 | 0,181787 | - 5,0 | 15.02.73 | 63,60 | |
| | 19.03.73 | Freigabe des Wechselkurses gegenüber den Währungen derjenigen Länder, die nicht am Gruppenfloating teilnehmen 2) | | | | 19.03.73 | 3) 61,75 |
| | | | | | 29.06.73 | 3) 58,53 | |
| | 18.10.76 | 8) 5,55651 | 8) 0,179969 | - 1,0 | 18.10.76 | 56,81 | |
| | 04.04.77 | 8) 5,91118 | 8) 0,169171 | - 6,0 | 04.04.77 | 53,40 | |
| 29.08.77 | Freigabe des Wechselkurses 9) | | | | 29.08.77 | - | |
| Schweiz | | | | | | | |
| Schweizer Franken (sfr) | 21.12.71 | 10) (4,1691) | 10) (0,239858) | ● - 2,0 | 21.12.71 | 83,92 | |
| | 23.01.73 | Freigabe des Wechselkurses | | | | 23.01.73 | - |
| Spanien | | | | | | | |
| Peseta (Pta) | 21.12.71 | 70,0000 | 0,0142857 | ● - | 21.12.71 | 6) 5,00 | |
| | 22.01.74 | Freigabe des Wechselkurses | | | | | |
| Vereinigte Staaten | | | | | | | |
| US-Dollar (US-\$) | 18.12.71 | 11) 1,08571 | 0,921053 | ● - 7,9 | 21.12.71 | 12) 3,2225 | |
| | 12.02.73 | 13) 1,20635 | 0,828948 | - 10,0 | 14.02.73 | 6) 12) 2,9003 | |
| Vereinigtes Königreich | | | | | | | |
| Pfund Sterling (£) | 21.12.71 | 0,416667 | 2,40000 | ● - | 21.12.71 | 839,69 | |
| | 23.06.72 | Freigabe des Wechselkurses | | | | 23.06.72 | - |

Anmerkungen siehe Seite 59.

VI. Paritäten, Leitkurse, EWRE-Relationen

3. EWRE-Relationen vom 1. April 1978 bis 12. März 1979 *)

| Land Währung | EWRE-Relation 1) | | | | Errechneter DM-Vergleichswert 2) | |
|-------------------------------|------------------|--|-----------------|---|----------------------------------|-----------------|
| | gültig ab | 1 EWRE = ... WE | 1 WE = ... EWRE | Aufwertung (+) / Abwertung (-) in % | gültig ab | 100 WE = ... DM |
| Belgien | | | | | | |
| Belgischer Franc (bfr) | (19.03.73) | 48,6572 | 0,0205519 | - | (18.10.76) | 3) 6,49 |
| | 16.10.78 | 47,7031 | 0,020963 | + 2,0 | 16.10.78 | 6,36 |
| Dänemark | | | | | | |
| Dänische Krone (dkr) | (29.08.77) | 8,56656 | 0,116733 | - | (29.08.77) | 36,85 |
| | | | | | 16.10.78 | 3) 35,43 |
| Deutschland | | | | | | |
| Deutsche Mark (DM) | (18.10.76) | 3,15665 | 0,316792 | - | - | - |
| | 16.10.78 | 3,03524 | 4) 0,329463 | + 4,0 | - | - |
| Niederlande | | | | | | |
| Holländischer Gulden (hfl) | (17.09.73) | 3,35507 | 0,298056 | - | (18.10.76) | 3) 94,09 |
| | 16.10.78 | 3,28928 | 0,304018 | + 2,0 | 16.10.78 | 92,28 |
| Norwegen | | | | | | |
| Norwegische Krone (nkr) | (13.02.78) | 8,18709 | 0,122144 | - | (13.02.78) | 38,56 |
| | | | | | 16.10.78 | 3) 37,07 |
| | 12.12.78 | Austritt aus dem Europäischen Wechselkursverbund | | | 12.12.78 | - |

* Die EWRE war die gemeinsame Bezugsgröße im Europäischen Wechselkursverbund. Der Europäische Fonds für währungspolitische Zusammenarbeit (EFWZ) führte seine Konten in EWRE. — 1 Bis zum 31. März 1978 waren die EWRE-Relationen wertgleich mit den bis dahin geltenden SZR-Leitkursen

(siehe auch Tabelle VI.2). — 2 Errechnet unter Zugrundelegung der Relationen für 1 EWRE. — 3 Aufgrund der Aufwertung der D-Mark. — 4 Von der Bundesregierung bekannt gegebener Leitkurs.

VI. Paritäten, Leitkurse, EWRE-Relationen

4. ECU-Leitkurse vom 13. März 1979 bis 31. Dezember 1998 *)

| Land Währung | ECU-Leitkurs | | | | Errechneter DM-Leitkurs | | |
|-------------------------------|--------------|-----------------------|------------------------|---|-------------------------|-----------------|--|
| | gültig ab | 1 ECU = ... WE | 1 WE = ... ECU | Aufwertung (+) / Abwertung (-) in % | gültig ab | 100 WE = ... DM | Aufwertung (+) / Abwertung (-) der DM in % |
| Belgien ¹⁾ | | | | | | | |
| Belgischer Franc (bfr) | 13.03.79 | 39,4582 | 0,0253433 | - | 13.03.79 | 6,36277 | - |
| | 24.09.79 | 39,8456 | 0,0250969 | - 0,97 | 24.09.79 | 6,23800 | + 2,0 |
| | 30.11.79 | 39,7897 | 0,0251321 | + 0,14 | 05.10.81 | 5,91280 | + 5,5 |
| | 23.03.81 | 40,7985 | 0,0245107 | - 2,47 | 22.02.82 | 5,41018 | + 9,3 |
| | 05.10.81 | 40,7572 | 0,0245355 | + 0,10 | 14.06.82 | 5,18961 | + 4,3 |
| | 22.02.82 | 44,6963 | 0,0223732 | - 8,81 | 21.03.83 | 4,99288 | + 3,9 |
| | 14.06.82 | 44,9704 | 0,0222368 | - 0,61 | 07.04.86 | 4,89590 | + 2,0 |
| | 21.03.83 | 44,3662 | 0,0225397 | + 1,36 | 12.01.87 | 4,84837 | + 1,0 |
| | 18.05.83 | 44,9008 | 0,0222713 | - 1,19 | | | |
| | 22.07.85 | 44,8320 | 0,0223055 | + 0,15 | | | |
| | 07.04.86 | 43,6761 | 0,0228958 | + 2,65 | | | |
| | 04.08.86 | 43,1139 | 0,0231944 | + 1,30 | | | |
| | 12.01.87 | 42,4582 | 0,0235526 | + 1,54 | | | |
| | 08.01.90 | 42,1679 | 0,0237147 | + 0,69 | | | |
| | 08.10.90 | 42,4032 | 0,0235831 | - 0,55 | | | |
| | 14.09.92 | 42,0639 | 0,0237734 | + 0,81 | | | |
| | 17.09.92 | 41,9547 | 0,0238352 | + 0,26 | | | |
| | 23.11.92 | 40,6304 | 0,0246121 | + 3,26 | | | |
| | 01.02.93 | 40,2802 | 0,0248261 | + 0,87 | | | |
| | 14.05.93 | 40,2123 | 0,0248680 | + 0,17 | | | |
| | 06.03.95 | 39,3960 | 0,0253833 | + 2,07 | | | |
| | 25.11.96 | 39,7191 | 0,0251768 | - 0,81 | | | |
| | 16.03.98 | 40,7844 | 0,0245192 | - 2,61 | | | |
| Dänemark ²⁾ | | | | | | | |
| Dänische Krone (dkr) | 13.03.79 | 7,08592 | 0,141125 | - | 13.03.79 | 35,4313 | - |
| | 24.09.79 | 7,36594 | 0,135760 | - 3,80 | 24.09.79 | 33,7441 | + 5,0 |
| | 30.11.79 | 7,72336 | 0,129477 | - 4,63 | 30.11.79 | 32,1373 | + 5,0 |
| | 23.03.81 | 7,91917 | 0,126276 | - 2,47 | 05.10.81 | 30,4619 | + 5,5 |
| | 05.10.81 | 7,91117 | 0,126404 | + 0,10 | 22.02.82 | 29,5479 | + 3,1 |
| | 22.02.82 | 8,18382 | 0,122192 | - 3,33 | 14.06.82 | 28,3433 | + 4,3 |
| | 14.06.82 | 8,23400 | 0,121448 | - 0,61 | 21.03.83 | 27,5375 | + 2,9 |
| | 21.03.83 | 8,04412 | 0,124314 | + 2,36 | 07.04.86 | 27,0028 | + 2,0 |
| | 18.05.83 | 8,14104 | 0,122834 | - 1,19 | 12.01.87 | 26,2163 | + 3,0 |
| | 22.07.85 | 8,12857 | 0,123023 | + 0,15 | | | |
| | 07.04.86 | 7,91896 | 0,126279 | + 2,65 | | | |
| | 04.08.86 | 7,81701 | 0,127926 | + 1,30 | | | |
| | 12.01.87 | 7,85212 | 0,127354 | - 0,45 | | | |
| | 08.01.90 | 7,79845 | 0,128231 | + 0,69 | | | |
| | 08.10.90 | 7,84195 | 0,127519 | - 0,55 | | | |
| | 14.09.92 | 7,77921 | 0,128548 | + 0,81 | | | |
| | 17.09.92 | 7,75901 | 0,128882 | + 0,26 | | | |
| | 23.11.92 | 7,51410 | 0,133083 | + 3,26 | | | |
| | 01.02.93 | 7,44934 | 0,134240 | + 0,87 | | | |
| | 14.05.93 | 7,43679 | 0,134467 | + 0,17 | | | |
| | 06.03.95 | 7,28580 | 0,137253 | + 2,07 | | | |
| | 25.11.96 | 7,34555 | 0,136137 | - 0,81 | | | |
| | 16.03.98 | 7,54257 | 0,132581 | - 2,61 | | | |
| Deutschland | | | | | | | |
| Deutsche Mark (DM) | 13.03.79 | 2,51064 | ³⁾ 0,398305 | - | - | - | - |
| | 24.09.79 | 2,48557 | ³⁾ 0,402322 | + 1,01 | - | - | - |
| | 30.11.79 | 2,48208 | ³⁾ 0,402888 | + 0,14 | - | - | - |
| | 23.03.81 | 2,54502 | ³⁾ 0,392924 | - 2,47 | - | - | - |
| | 05.10.81 | 2,40989 | ³⁾ 0,414957 | + 5,61 | - | - | - |
| | 22.02.82 | 2,41815 | ³⁾ 0,413539 | - 0,34 | - | - | - |
| | 14.06.82 | 2,33379 | ³⁾ 0,428488 | + 3,61 | - | - | - |
| | 21.03.83 | 2,21515 | ³⁾ 0,451437 | + 5,36 | - | - | - |
| | 18.05.83 | 2,24184 | ³⁾ 0,446062 | - 1,19 | - | - | - |
| | 22.07.85 | 2,23840 | ³⁾ 0,446748 | + 0,15 | - | - | - |
| | 07.04.86 | 2,13834 | ³⁾ 0,467652 | + 4,68 | - | - | - |
| | 04.08.86 | 2,11083 | ³⁾ 0,473747 | + 1,30 | - | - | - |
| | 12.01.87 | 2,05853 | ³⁾ 0,485784 | + 2,54 | - | - | - |
| | 08.01.90 | 2,04446 | ³⁾ 0,489127 | + 0,69 | - | - | - |
| | 08.10.90 | 2,05586 | ³⁾ 0,486414 | - 0,55 | - | - | - |
| | 14.09.92 | 2,03942 | ³⁾ 0,490335 | + 0,81 | - | - | - |
| | 17.09.92 | 2,03412 | ³⁾ 0,491613 | + 0,26 | - | - | - |
| | 23.11.92 | 1,96992 | ³⁾ 0,507635 | + 3,26 | - | - | - |
| | 01.02.93 | 1,95294 | ³⁾ 0,512049 | + 0,87 | - | - | - |
| | 14.05.93 | 1,94964 | ³⁾ 0,512915 | + 0,17 | - | - | - |
| | 06.03.95 | ³⁾ 1,91007 | 0,523541 | + 2,07 | - | - | - |
| | 25.11.96 | ³⁾ 1,92573 | 0,519284 | - 0,81 | - | - | - |
| | 16.03.98 | ³⁾ 1,97738 | 0,505720 | - 2,61 | - | - | - |

Anmerkungen siehe Seite 64.

VI. Paritäten, Leitkurse, EWRE-Relationen

noch: 4. ECU-Leitkurse vom 13. März 1979 bis 31. Dezember 1998 *)

| Land Währung | ECU-Leitkurs | | | | Errechneter DM-Leitkurs | | | |
|-------------------------------|--------------------------------------|----------------|----------------|---|-------------------------|-----------------------|--|--------|
| | gültig ab | 1 ECU = ... WE | 1 WE = ... ECU | Aufwertung (+) / Abwertung (-) in % | gültig ab | 100 WE = ... DM | Aufwertung (+) / Abwertung (-) der DM in % | |
| Finnland ⁴⁾ | | | | | | | | |
| Finnmark (Fmk) | 14.10.96 | 5,80661 | 0,172218 | - | 14.10.96 | 32,8947 | - | |
| | 25.11.96 | 5,85424 | 0,170816 | - 0,81 | | | | |
| | 16.03.98 | 6,01125 | 0,166355 | - 2,61 | | | | |
| Frankreich | | | | | | | | |
| Französischer Franc (FF) | 13.03.79 | 5,79831 | 0,172464 | - | 13.03.79 | 43,2995 | - | |
| | 24.09.79 | 5,85522 | 0,170788 | - 0,97 | 24.09.79 | 42,4505 | + 2,0 | |
| | 30.11.79 | 5,84700 | 0,171028 | + 0,14 | 05.10.81 | 39,0302 | + 8,8 | |
| | 23.03.81 | 5,99526 | 0,166798 | - 2,47 | 14.06.82 | 35,2863 | + 10,6 | |
| | 05.10.81 | 6,17443 | 0,161958 | - 2,90 | 21.03.83 | 32,6107 | + 8,2 | |
| | 22.02.82 | 6,19564 | 0,161404 | - 0,34 | 07.04.86 | 30,7109 | + 6,2 | |
| | 14.06.82 | 6,61387 | 0,151197 | - 6,32 | 12.01.87 | 29,8164 | + 3,0 | |
| | 21.03.83 | 6,79271 | 0,147217 | - 2,63 | | | | |
| | 18.05.83 | 6,87456 | 0,145464 | - 1,19 | | | | |
| | 22.07.85 | 6,86402 | 0,145687 | + 0,15 | | | | |
| | 07.04.86 | 6,96280 | 0,143620 | - 1,42 | | | | |
| | 04.08.86 | 6,87316 | 0,145493 | + 1,30 | | | | |
| | 12.01.87 | 6,90403 | 0,144843 | - 0,45 | | | | |
| | 08.01.90 | 6,85684 | 0,145840 | + 0,69 | | | | |
| | 08.10.90 | 6,89509 | 0,145031 | - 0,55 | | | | |
| | 14.09.92 | 6,83992 | 0,146201 | + 0,81 | | | | |
| | 17.09.92 | 6,82216 | 0,146581 | + 0,26 | | | | |
| | 23.11.92 | 6,60683 | 0,151359 | + 3,26 | | | | |
| | 01.02.93 | 6,54988 | 0,152675 | + 0,87 | | | | |
| | 14.05.93 | 6,53883 | 0,152933 | + 0,17 | | | | |
| | 06.03.95 | 6,40608 | 0,156102 | + 2,07 | | | | |
| | 25.11.96 | 6,45863 | 0,154832 | - 0,81 | | | | |
| | 16.03.98 | 6,63186 | 0,150787 | - 2,61 | | | | |
| | Griechenland ^{2) 5)} | | | | | | | |
| | Drachme (Dr.) | 17.09.84 | 87,4813 | 0,0114310 | - | 17.09.84 | 2,56265 | - |
| | | 22.07.85 | 100,719 | 0,00992861 | - 13,14 | 22.07.85 | 2,22242 | + 15,3 |
| | | 07.04.86 | 135,659 | 0,00737142 | - 25,76 | 07.04.86 | 1,57626 | + 41,0 |
| 04.08.86 | | 137,049 | 0,00729666 | - 1,01 | 04.08.86 | 1,54020 | + 2,3 | |
| 12.01.87 | | 150,792 | 0,00663165 | - 9,11 | 12.01.87 | 1,36515 | + 12,8 | |
| 08.01.90 | | 187,934 | 0,00532102 | - 19,76 | 08.01.90 | 1,08786 | + 25,5 | |
| 08.10.90 | | 205,311 | 0,00487066 | - 8,46 | 08.10.90 | 1,00134 | + 8,6 | |
| 14.09.92 | | 251,202 | 0,00398086 | - 18,27 | 14.09.92 | 0,811865 | + 23,3 | |
| 17.09.92 | | 250,550 | 0,00399122 | + 0,26 | 23.11.92 | 0,774784 | + 4,8 | |
| 23.11.92 | | 254,254 | 0,00393307 | - 1,46 | 01.02.93 | 0,753141 | + 2,9 | |
| 01.02.93 | | 259,306 | 0,00385645 | - 1,95 | 14.05.93 | 0,737068 | + 2,2 | |
| 14.05.93 | | 264,513 | 0,00378053 | - 1,97 | 06.03.95 | 0,652197 | + 13,0 | |
| 06.03.95 | | 292,867 | 0,00341452 | - 9,68 | 16.03.98 | 0,553888 | + 17,7 | |
| 25.11.96 | | 295,269 | 0,00338674 | - 0,81 | | | | |
| 16.03.98 | | 357,000 | 0,00280112 | - 17,29 | | | | |
| Irland | | | | | | | | |
| Irisches Pfund (Ir£) | | 13.03.79 | 0,662638 | 1,50912 | - | 13.03.79 | ⁶⁾ 3,78886 | - |
| | 24.09.79 | 0,669141 | 1,49445 | - 0,97 | 24.09.79 | ⁶⁾ 3,71457 | + 2,0 | |
| | 30.11.79 | 0,668201 | 1,49656 | + 0,14 | 05.10.81 | ⁶⁾ 3,52090 | + 5,5 | |
| | 23.03.81 | 0,685145 | 1,45955 | - 2,47 | 14.06.82 | ⁶⁾ 3,37736 | + 4,3 | |
| | 05.10.81 | 0,684452 | 1,46102 | + 0,10 | 21.03.83 | ⁶⁾ 3,08925 | + 9,3 | |
| | 22.02.82 | 0,686799 | 1,45603 | - 0,34 | 07.04.86 | ⁶⁾ 2,99926 | + 3,0 | |
| | 14.06.82 | 0,691011 | 1,44715 | - 0,61 | 04.08.86 | ⁶⁾ 2,75934 | + 8,7 | |
| | 21.03.83 | 0,717050 | 1,39460 | - 3,63 | 12.01.87 | ⁶⁾ 2,67894 | + 3,0 | |
| | 18.05.83 | 0,725690 | 1,37800 | - 1,19 | 01.02.93 | ⁶⁾ 2,41105 | + 11,1 | |
| | 22.07.85 | 0,724578 | 1,38011 | + 0,15 | 16.03.98 | ⁶⁾ 2,48338 | - 2,9 | |
| | 07.04.86 | 0,712956 | 1,40261 | + 1,63 | | | | |
| | 04.08.86 | 0,764976 | 1,30723 | - 6,80 | | | | |
| | 12.01.87 | 0,768411 | 1,30139 | - 0,45 | | | | |
| | 08.01.90 | 0,763159 | 1,31034 | + 0,69 | | | | |
| | 08.10.90 | 0,767417 | 1,30307 | - 0,55 | | | | |
| | 14.09.92 | 0,761276 | 1,31358 | + 0,81 | | | | |
| | 17.09.92 | 0,759300 | 1,31700 | + 0,26 | | | | |
| | 23.11.92 | 0,735334 | 1,35993 | + 3,26 | | | | |
| | 01.02.93 | 0,809996 | 1,23457 | - 9,22 | | | | |
| | 14.05.93 | 0,808628 | 1,23666 | + 0,17 | | | | |
| | 06.03.95 | 0,792214 | 1,26229 | + 2,07 | | | | |
| | 25.11.96 | 0,798709 | 1,25202 | - 0,81 | | | | |
| | 16.03.98 | 0,796244 | 1,25590 | + 0,31 | | | | |

Anmerkungen siehe Seite 64.

VI. Paritäten, Leitkurse, EWRE-Relationen

noch: 4. ECU-Leitkurse vom 13. März 1979 bis 31. Dezember 1998 *)

| Land Währung | ECU-Leitkurs | | | | Errechneter DM-Leitkurs | | |
|---------------------------------|--------------|----------------|----------------|---|-------------------------|-----------------|--|
| | gültig ab | 1 ECU = ... WE | 1 WE = ... ECU | Aufwertung (+) / Abwertung (-) in % | gültig ab | 100 WE = ... DM | Aufwertung (+) / Abwertung (-) der DM in % |
| Italien ⁷⁾ | | | | | | | |
| Italienische Lira (Lit) | 13.03.79 | 1 148,15 | 0,000870966 | - | 13.03.79 | 8) 2,18668 | - |
| | 24.09.79 | 1 159,42 | 0,000862500 | - 0,97 | 24.09.79 | 8) 2,14380 | + 2,0 |
| | 30.11.79 | 1 157,79 | 0,000863714 | + 0,14 | 23.03.81 | 8) 2,01518 | + 6,4 |
| | 23.03.81 | 1 262,92 | 0,000791816 | - 8,32 | 05.10.81 | 8) 1,85281 | + 8,8 |
| | 05.10.81 | 1 300,67 | 0,000768835 | - 2,90 | 14.06.82 | 8) 1,72839 | + 7,2 |
| | 22.02.82 | 1 305,13 | 0,000766207 | - 0,34 | 21.03.83 | 8) 1,59733 | + 8,2 |
| | 14.06.82 | 1 350,27 | 0,000740593 | - 3,34 | 22.07.85 | 8) 1,47205 | + 8,5 |
| | 21.03.83 | 1 386,78 | 0,000721095 | - 2,63 | 07.04.86 | 8) 1,42917 | + 3,0 |
| | 18.05.83 | 1 403,49 | 0,000712510 | - 1,19 | 12.01.87 | 8) 1,38754 | + 3,0 |
| | 22.07.85 | 1 520,60 | 0,000657635 | - 7,70 | 08.01.90 | 8) 1,33651 | + 3,8 |
| | 07.04.86 | 1 496,21 | 0,000668355 | + 1,63 | 14.09.92 | 8) 1,24612 | + 7,3 |
| | 04.08.86 | 1 476,95 | 0,000677071 | + 1,30 | 23.11.92 | 8) 1,16511 | + 7,0 |
| | 12.01.87 | 1 483,58 | 0,000674045 | - 0,45 | 01.02.93 | 8) 1,08725 | + 7,2 |
| | 08.01.90 | 1 529,70 | 0,000653723 | - 3,01 | 06.03.95 | 8) 0,906901 | + 19,9 |
| | 08.10.90 | 1 538,24 | 0,000650094 | - 0,56 | 25.11.96 | 8) 1,01010 | - 10,2 |
| | 14.09.92 | 1 636,61 | 0,000611019 | - 6,01 | | | |
| | 17.09.92 | 1 632,36 | 0,000612610 | + 0,26 | | | |
| | 23.11.92 | 1 690,76 | 0,000591450 | - 3,45 | | | |
| | 01.02.93 | 1 796,22 | 0,000556725 | - 5,87 | | | |
| | 14.05.93 | 1 793,19 | 0,000557665 | + 0,17 | | | |
| | 06.03.95 | 2 106,15 | 0,000474800 | - 14,86 | | | |
| | 25.11.96 | 1 906,48 | 0,000524527 | + 10,47 | | | |
| | 16.03.98 | 1 957,61 | 0,000510827 | - 2,61 | | | |
| Niederlande | | | | | | | |
| Holländischer Gulden (hfl) | 13.03.79 | 2,72077 | 0,367543 | - | 13.03.79 | 92,2767 | - |
| | 24.09.79 | 2,74748 | 0,363970 | - 0,97 | 24.09.79 | 90,4673 | + 2,0 |
| | 30.11.79 | 2,74362 | 0,364482 | + 0,14 | 21.03.83 | 88,7517 | + 1,9 |
| | 23.03.81 | 2,81318 | 0,355470 | - 2,47 | | | |
| | 05.10.81 | 2,66382 | 0,375401 | + 5,61 | | | |
| | 22.02.82 | 2,67296 | 0,374117 | - 0,34 | | | |
| | 14.06.82 | 2,57971 | 0,387640 | + 3,61 | | | |
| | 21.03.83 | 2,49587 | 0,400662 | + 3,36 | | | |
| | 18.05.83 | 2,52595 | 0,395891 | - 1,19 | | | |
| | 22.07.85 | 2,52208 | 0,396498 | + 0,15 | | | |
| | 07.04.86 | 2,40935 | 0,415050 | + 4,68 | | | |
| | 04.08.86 | 2,37833 | 0,420463 | + 1,30 | | | |
| | 12.01.87 | 2,31943 | 0,431140 | + 2,54 | | | |
| | 08.01.90 | 2,30358 | 0,434107 | + 0,69 | | | |
| | 08.10.90 | 2,31643 | 0,431699 | - 0,55 | | | |
| | 14.09.92 | 2,29789 | 0,435182 | + 0,81 | | | |
| | 17.09.92 | 2,29193 | 0,436313 | + 0,26 | | | |
| | 23.11.92 | 2,21958 | 0,450536 | + 3,26 | | | |
| | 01.02.93 | 2,20045 | 0,454452 | + 0,87 | | | |
| | 14.05.93 | 2,19672 | 0,455224 | + 0,17 | | | |
| | 06.03.95 | 2,15214 | 0,464654 | + 2,07 | | | |
| | 25.11.96 | 2,16979 | 0,460874 | - 0,81 | | | |
| | 16.03.98 | 2,22799 | 0,448835 | - 2,61 | | | |
| Österreich ⁹⁾ | | | | | | | |
| Schilling (S) | 09.01.95 | 13,7167 | 0,0729038 | - | 09.01.95 | 14,2136 | - |
| | 06.03.95 | 13,4383 | 0,0744142 | + 2,07 | | | |
| | 25.11.96 | 13,5485 | 0,0738089 | - 0,81 | | | |
| | 16.03.98 | 13,9119 | 0,0718809 | - 2,61 | | | |

Anmerkungen siehe Seite 64.

VI. Paritäten, Leitkurse, EWRE-Relationen

noch: 4. ECU-Leitkurse vom 13. März 1979 bis 31. Dezember 1998 *)

| Land Währung | ECU-Leitkurs | | | | Errechneter DM-Leitkurs | | | |
|--|-------------------------------|----------------|----------------|---|-------------------------|-----------------|--|---|
| | gültig ab | 1 ECU = ... WE | 1 WE = ... ECU | Aufwertung (+) / Abwertung (-) in % | gültig ab | 100 WE = ... DM | Aufwertung (+) / Abwertung (-) der DM in % | |
| Portugal ¹⁰⁾ | | | | | | | | |
| Escudo (Esc) | 21.09.89 | 172,085 | 0,00581108 | - | 21.09.89 | 1,19623 | - | |
| | 08.01.90 | 177,743 | 0,00562610 | - 3,18 | 08.01.90 | 1,15023 | + 4,0 | |
| | 08.10.90 | 178,735 | 0,00559488 | - 0,56 | 23.11.92 | 1,08122 | + 6,4 | |
| | 14.09.92 | 177,305 | 0,00564000 | + 0,81 | 14.05.93 | 1,01094 | + 7,0 | |
| | 17.09.92 | 176,844 | 0,00565470 | + 0,26 | 06.03.95 | 0,975559 | + 3,6 | |
| | 23.11.92 | 182,194 | 0,00548865 | - 2,94 | | | | |
| | 01.02.93 | 180,624 | 0,00553636 | + 0,87 | | | | |
| | 14.05.93 | 192,854 | 0,00518527 | - 6,34 | | | | |
| | 06.03.95 | 195,792 | 0,00510746 | - 1,50 | | | | |
| | 25.11.96 | 197,398 | 0,00506591 | - 0,81 | | | | |
| | 16.03.98 | 202,692 | 0,00493359 | - 2,61 | | | | |
| | Spanien ¹¹⁾ | | | | | | | |
| | Peseta (Pta) | 19.06.89 | 133,804 | 0,00747362 | - | 19.06.89 | 1,53847 | - |
| 08.01.90 | | 132,889 | 0,00752508 | + 0,69 | 17.09.92 | 1,46155 | + 5,3 | |
| 08.10.90 | | 133,631 | 0,00748329 | - 0,56 | 23.11.92 | 1,37386 | + 6,4 | |
| 14.09.92 | | 132,562 | 0,00754364 | + 0,81 | 14.05.93 | 1,26395 | + 8,7 | |
| 17.09.92 | | 139,176 | 0,00718515 | - 4,75 | 06.03.95 | 1,17547 | + 7,5 | |
| 23.11.92 | | 143,386 | 0,00697418 | - 2,94 | | | | |
| 01.02.93 | | 142,150 | 0,00703482 | + 0,87 | | | | |
| 14.05.93 | | 154,250 | 0,00648298 | - 7,84 | | | | |
| 06.03.95 | | 162,493 | 0,00615411 | - 5,07 | | | | |
| 25.11.96 | | 163,826 | 0,00610404 | - 0,81 | | | | |
| 16.03.98 | | 168,220 | 0,00594460 | - 2,61 | | | | |
| Nachrichtlich: | | | | | | | | |
| Vereinigtes Königreich ¹²⁾ | | | | | | | | |
| Pfund Sterling (£) | 13.03.79 | 0,663247 | 1,50773 | - | 13.03.79 | 6) 3,78538 | - | |
| | 24.09.79 | 0,649821 | 1,53889 | + 2,07 | 24.09.79 | 6) 3,82501 | - 1,0 | |
| | 30.11.79 | 0,648910 | 1,54105 | + 0,14 | 23.03.81 | 6) 4,69455 | - 18,5 | |
| | 23.03.81 | 0,542122 | 1,84460 | + 19,70 | 05.10.81 | 6) 4,00948 | + 17,1 | |
| | 05.10.81 | 0,601048 | 1,66376 | - 9,80 | 22.02.82 | 6) 4,34109 | - 7,6 | |
| | 22.02.82 | 0,557037 | 1,79521 | + 7,90 | 14.06.82 | 6) 4,16411 | + 4,3 | |
| | 14.06.82 | 0,560453 | 1,78427 | - 0,61 | 21.03.83 | 6) 3,51696 | + 18,4 | |
| | 21.03.83 | 0,629848 | 1,58768 | - 11,02 | 18.05.83 | 6) 3,81858 | - 7,9 | |
| | 18.05.83 | 0,587087 | 1,70333 | + 7,28 | 17.09.84 | 6) 3,82572 | - 0,2 | |
| | 17.09.84 | 0,585992 | 1,70651 | + 0,19 | 22.07.85 | 6) 4,03089 | - 5,1 | |
| | 22.07.85 | 0,555312 | 1,80079 | + 5,52 | 07.04.86 | 6) 3,39248 | + 18,8 | |
| | 07.04.86 | 0,630317 | 1,58650 | - 11,90 | 04.08.86 | 6) 3,10756 | + 9,2 | |
| | 04.08.86 | 0,679256 | 1,47220 | - 7,20 | 12.01.87 | 6) 2,78325 | + 11,7 | |
| | 12.01.87 | 0,739615 | 1,35205 | - 8,16 | 21.09.89 | 6) 2,82522 | - 1,5 | |
| | 21.09.89 | 0,728627 | 1,37244 | + 1,51 | 08.01.90 | 6) 2,80595 | + 0,7 | |
| | 08.01.90 | 0,728615 | 1,37247 | + 0,00 | 08.10.90 | 6) 2,95000 | - 4,9 | |
| | 08.10.90 | 0,696904 | 1,43492 | + 4,55 | 23.11.92 | 6) 2,44483 | + 20,7 | |
| | 14.09.92 | 0,691328 | 1,44649 | + 0,81 | 01.02.93 | 6) 2,41572 | + 1,2 | |
| | 17.09.92 | 0,689533 | 1,45026 | + 0,26 | 14.05.93 | 6) 2,47810 | - 2,5 | |
| | 23.11.92 | 0,805748 | 1,24108 | - 14,42 | 06.03.95 | 6) 2,42810 | + 2,1 | |
| | 01.02.93 | 0,808431 | 1,23696 | - 0,33 | 16.03.98 | 6) 3,02516 | - 19,7 | |
| | 14.05.93 | 0,786749 | 1,27105 | + 2,76 | | | | |
| | 06.03.95 | 0,786652 | 1,27121 | + 0,01 | | | | |
| | 25.11.96 | 0,793103 | 1,26087 | - 0,81 | | | | |
| | 16.03.98 | 0,653644 | 1,52988 | + 21,34 | | | | |

* Nach der Entschließung des Europäischen Rates vom 5. Dezember 1978 über die Errichtung des Europäischen Währungssystems war eine Europäische Währungseinheit zentraler Punkt des EWS (zu Wert und Zusammensetzung der ECU siehe Erläuterungen zu Tabelle 1.7). Die Einheit wurde im EWS außer als Bezugsgröße für die Leitkurse auch als Indikator für Wechselkursabweichungen, Rechengröße für Forderungen und Verbindlichkeiten im EWS sowie als Instrument für den Saldenausgleich zwischen den EU-Zentralbanken verwendet. — 1 Sowie Luxemburg (Währung: luxemburgischer Franc / lfr), das mit Belgien eine Währungsassoziation bildete. — 2 Euro-Leitkurs im WKM II siehe Tabelle 1.5. — 3 Im Bundesanzeiger veröffentlichter Leitkurs. — 4 Finnland nahm seit 14. Oktober 1996 am Wechselkursmechanismus des EWS teil. — 5 Die Drachme wurde am 17. September 1984 in den Währungskorb aufgenommen. Am Wechselkursmechanismus des EWS nahm

Griechenland seit 16. März 1998 teil; bis dahin bestanden fiktive Leitkurse. — 6 Für 1 WE. — 7 Italien nahm vom 17. September 1992 bis 24. November 1996 nicht am Wechselkursmechanismus des EWS teil; für diese Zeit bestanden fiktive Leitkurse. — 8 Für 1 000 WE. — 9 Österreich nahm seit 9. Januar 1995 am Wechselkursmechanismus des EWS teil. — 10 Der Escudo wurde am 21. September 1989 in den Währungskorb aufgenommen. Am Wechselkursmechanismus des EWS nahm Portugal seit 6. April 1992 teil; bis dahin bestanden fiktive Leitkurse. — 11 Spanien nahm seit 19. Juni 1989 am Wechselkursmechanismus des EWS teil; die Aufnahme in den Währungskorb erfolgte erst am 21. September 1989. — 12 Das Vereinigte Königreich nahm vom 8. Oktober 1990 bis 16. September 1992 am Wechselkursmechanismus des EWS teil; die zuvor und danach angegebenen Leitkurse hatten fiktiven Charakter.