

The timing and magnitude of exchange rate overshooting

Mathias Hoffmann

(Deutsche Bundesbank)

Jens Sondergaard

(Johns Hopkins University)

Niklas J. Westelius

(Hunter College, City University of New York)



Discussion Paper
Series 1: Economic Studies
No 28/2007

Editorial Board:

Heinz Herrmann
Thilo Liebig
Karl-Heinz Tödter

Deutsche Bundesbank, Wilhelm-Epstein-Strasse 14, 60431 Frankfurt am Main,
Postfach 10 06 02, 60006 Frankfurt am Main

Tel +49 69 9566-1

Telex within Germany 41227, telex from abroad 414431

Please address all orders in writing to: Deutsche Bundesbank,
Press and Public Relations Division, at the above address or via fax +49 69 9566-3077

Internet <http://www.bundesbank.de>

Reproduction permitted only if source is stated.

ISBN 978-3-86558-347-5 (Printversion)

ISBN 978-3-86558-348-2 (Internetversion)

Abstract:

Empirical evidence suggests that a monetary shock induces the exchange rate to overshoot its long-run level. The estimated magnitude and timing of the overshooting, however, varies across studies. This paper generates delayed overshooting in a New Keynesian model of a small open economy by incorporating incomplete information about the true nature of the monetary shock. The framework allows for a sensitivity analysis of the overshooting result to underlying structural parameters. It is shown that policy objectives and measures of the economy's sensitivity to exchange rate dynamic affect the timing and magnitude of the overshooting in a predictable manner, suggesting a possible rationale for the cross-study variation of the delayed overshooting Phenomenon.

Keywords:

Exchange rate overshooting, Partial information, Learning

JEL-Classification:

F41, F31, E31

Non-technical summary

Dornbusch's (1976) seminal work on expectations and exchange rate dynamics has had a lasting impact on theoretical modeling in international macroeconomics. The most striking prediction of his model is the overshooting result. That is, when prices are sticky and the nominal exchange rate adjusts without friction to equalize foreign and domestic expected returns, an unanticipated permanent change in the money supply causes the exchange rate to *immediately* overshoot its long-run level and subsequently revert to its new equilibrium rate. Unfortunately, despite the model's simplicity and intuitive appeal, empirical evidence seems to provide only mixed support for the overshooting prediction. Early studies using estimated vector-autoregressive models (VARs) typically indicate that the exchange rate response to a monetary shock is not immediate but occurs with a lag.

The purpose of this paper is to take a theoretical approach in order to shed some light on possible determinants of the magnitude and timing of the overshooting result. Since delayed overshooting implies that the nominal exchange rate fails, at least ex-post, to equalize foreign and domestic expected returns (i.e., the uncovered interest parity condition (UIP) does not hold), this work must address this failure. The breakdown of the UIP can be due to persistent expectational errors. Following this rationale, the theoretical set-up assumes that agents are rational but that they do not have enough information regarding the true degree of persistence of the monetary shock. As a result, they are forced to learn by observing realized outcomes and form optimal forecasts of the future path of the policy instrument. This learning process induces persistent expectational errors which give rise to ex-post UIP deviations and delayed overshooting.

The underlying structure of the economy is explicitly modeled through a standard dynamic stochastic general equilibrium model. This allows to examine *both* nominal and real exchange rate dynamics. It also permits to see how sensitive the overshooting result is to structural characteristics of the economy. In the model monetary policy is specified by a generic interest rate rule. This means that exchange rate movements, as well as domestic inflation and output, are allowed to contemporaneously feedback into interest rate dynamics through the central banks reaction function. By endogenizing monetary policy, the sensitivity of the overshooting result to various policy specification can be examined.

The model provides several interesting results with respect to the magnitude and timing of the exchange rate overshooting result: Firstly, *Overshooting and learning*: (i) Incomplete information combined with learning produces a delayed exchange rate response to a monetary shock. The more persistent the shock, the more delayed and the greater is the magnitude of the overshooting.

(ii) The peak of the nominal exchange rate generally occurs later than that of the real exchange rate. Secondly, *Overshooting and policy objectives*: (i) The higher the degree of policy inertia, the more delayed and the smaller is the magnitude of the overshooting. (ii) The more concerned the central bank is about output fluctuation (relative to inflation fluctuation), the greater is the magnitude of the overshooting. Lastly, *Overshooting and exchange rate exposure*: The more open the economy and the greater the exchange rate pass-through, the smaller is the magnitude and the more delayed is the exchange rate overshooting.

Nicht-technische Zusammenfassung

Die Forschungsarbeit von Dornbusch (1976) über Erwartungen und Wechselkursdynamiken übt bis heute einen Einfluss auf die theoretische Modellierung innerhalb der internationalen Makroökonomie aus. Die prägnanteste Hypothese seines Modells ist das Resultat bezüglich des Überschießens des Wechselkurses. Hierzu nimmt man an, dass Preise träge sind und der Wechselkurs sich ohne Friktionen anpassen kann, um ausländische und inländische erwartete Renditen auszugleichen. Wenn nun ein monetärer Schock auftritt, überschießt der Wechselkurs sofort sein neues langfristiges Gleichgewichtsniveau, um sich darauffolgend seinem neuen Gleichgewichtskurs anzupassen. Trotz der Einfachheit und der bestechenden Intuition des Modells gibt es nur gemischte empirische Beweise für die Hypothese des Überschießens des Wechselkurses. Empirische Untersuchungen, die auf Vektorautoregressiven Modellen (VAR) basieren, zeigen auf, dass die Reaktion des Wechselkurses auf einen monetären Schock nicht unmittelbar, sondern verspätet eintritt und dass die Verzögerung der Wechselkursreaktion nicht immer gleich stark ausfällt.

Die vorliegende Arbeit beleuchtet mögliche Determinanten und das Ausmaß des Überschießens des Wechselkurses. Das verspätete Überschießen des Wechselkurses bedingt, dass zumindest ex-post die ungedeckte Zinsparität nicht gilt und der nominale Wechselkurs die in- und ausländische Rendite nicht ausgleichen kann. Die vorliegende Arbeit berücksichtigt diese Bedingung.

Das Versagen der ungedeckten Zinsparität kann das Ergebnis fortdauernder Erwartungsfehler sein. Das theoretische Gerüst dieser Arbeit nimmt daher an, dass Wirtschaftssubjekte zwar rational handeln, jedoch nicht ausreichende Informationen über die Persistenz des monetären Schocks besitzen. Daher müssen Haushalte aus den realisierten Daten lernen, um eine optimale Vorhersage über die zukünftige geldpolitische Richtung zu treffen. Dieser Lernprozess führt zu andauernden Erwartungsfehlern. Die ungedeckte Zinsparität verliert (ex-post) ihre Gültigkeit.

Die ökonomische Struktur basiert auf einem dynamischen allgemeinen Gleichgewichtsmodell, das sowohl nominale als auch reale Wechselkursdynamiken berücksichtigt. In der Modellstruktur wird untersucht, inwiefern das Überschießen von strukturellen Veränderungen in der Modellökonomie abhängt. Dazu gehören die Folgen einer Veränderung der geldpolitischen Regel, der die Volkswirtschaft folgt, und die Offenheit einer Volkswirtschaft. Die wichtigsten Ergebnisse sind:

Überschießen und Lernen: (i) Unvollkommene Information im Zusammenspiel mit Lernen führt aufgrund eines monetären Schocks zu einem Überschießen des Wechselkurses. Je persistenter der monetäre Schock ist, desto verzögerter und größer ist das Ausmaß des Überschießens. (ii) Der nominale Wechselkurs erreicht seinen Maximalwert später als der reale Wechselkurs.

Überschießen und geldpolitische Ziele: (i) Je träger die geldpolitische Instanz ihren Zinssatz verändert, desto verzögerter und geringer ist das Überschießen der Wechselkurse. (ii) Je mehr sich die Zentralbank darum bemüht, Produktionsschwankungen zu vermeiden (relativ zu Inflationsschwankungen) ist, desto höher ist das Ausmaß des Überschießens.

Überschießen und Wechselkursexposition: Je offener die Volkswirtschaft ist und je stärker sich Wechselkursveränderungen in den Preisen wiederfinden (exchange rate pass-through), desto geringer und verzögerter überschießen die Wechselkurse ihren Gleichgewichtswert.

Contents

1	Introduction	1
2	Exchange Rate Determination and Monetary Policy	3
3	A Canonical Representation of a Small Open Economy	5
3.1	Price Levels, Exchange Rates and Imperfect Pass-Through	5
3.2	The Supply Side	6
3.3	The Demand Side	7
4	Monetary Policy, Partial Information and Optimal Filtering	7
5	Monetary Shocks and Exchange Rate Overshooting	8
5.1	Overshooting and Learning	9
5.2	Overshooting and Monetary Policy Objectives	11
5.3	Overshooting and Exchange Rate Exposure	12
6	Conclusion	13

List of Tables

1	The structural parameters of the model	16
2	The case for full - and partial information	17
3	Different degrees of persistence of the inflation target shock	18
4	Different weights of the interest rate smoothing parameter in the monetary policy rule	19
5	Different weights on the output gap and inflation in the monetary policy rule	20
6	Different degrees of trade openness	21
7	Different degrees of exchange rate pass through	22

List of Figures

1	Full - vs. incomplete information	23
2	Different degrees of persistency of the shock	24
3	Different degrees of interest rate smoothing	25
4	Different values of the relative weights on the output gap (Partial information)	26
5	Different degrees of openness under full exchange rate pass through (Partial information)	27
6	Different degrees of exchange rate pass through (Partial information)	28

The Timing and Magnitude of Exchange Rate Overshooting¹

1 Introduction

Dornbusch's (1976) seminal work on expectations and exchange rate dynamics has had a lasting impact on theoretical modeling in international macroeconomics. The most striking prediction of his model is the overshooting result. That is, when prices are sticky and the nominal exchange rate adjusts without friction to equalize foreign and domestic expected returns, an unanticipated permanent change in the money supply causes the exchange rate to *immediately* overshoot its long-run level and subsequently revert to its new equilibrium rate.

Unfortunately, despite the model's simplicity and intuitive appeal, empirical evidence seems to provide only mixed support for the overshooting prediction. Indeed, early studies using estimated vector-autoregressive models (VARs) typically indicate that the exchange rate response to a monetary shock is not immediate but occurs with a lag. For example, Eichenbaum and Evans (1995) find that the peak of the nominal and real overshooting occurs between 24 to 40 months after the initial shock. Other studies such as Grilli and Roubini (1996) find similar results. This empirical puzzle has popularly been referred to as the delayed overshooting phenomenon. In recent years, however, some observers have questioned the robustness of these results. In particular, the exact timing of the overshooting has come under significant scrutiny. For instance, Faust and Rogers (2003) show that the delayed overshooting result can be quite elusive and extremely sensitive to the underlying assumptions necessary to identify the initial monetary shock. For some specifications they find that the peak of the overshooting can occur as early as within one month or as late as 30 months after the shock. Additionally, Kim and Roubini (2000) find that the timing of the delayed overshooting differ from country to country, indicating the importance of country specific factors.²

The purpose of this paper is to take a theoretical approach in order to shed some light on possible determinants of the magnitude and timing of the overshooting result. Since delayed

¹ Authors' affiliation: Mathias Hoffmann, Deutsche Bundesbank, Economic Research Center, Wilhelm-Epstein-Str. 14, D-60431 Frankfurt, Germany. Tel.: +49(0)69 9566-6732. Fax: +49(0)69 9566-4026. Email: mathias.hoffmann@bundesbank.de.

Jens Sondergaard, Johns Hopkins University, Department of International Economics (SAIS), 1740 Massachusetts Avenue, NW, Suite 416, Washington DC 20036-1984. Email: jsonderg1@georgetown.edu

Niklas J. Westelius, Department of Economics, Hunter College, City University of New York, 695 Park Avenue, NY, NY10021. Email: niklas.westelius@hunter.cuny.edu

The views expressed in this paper are not necessarily those of the Deutsche Bundesbank.

² Other studies, such as Cushman and Zha (1997) and Bjornland (2005) find little support of delayed overshooting.

overshooting implies that the nominal exchange rate fails, at least ex-post, to equalize foreign and domestic expected returns (i.e., the uncovered interest parity condition (UIP) does not hold), our framework must address this failure. Theoretically, the breakdown of the UIP could be due to either a time-varying risk-premium or persistent expectational errors. However, since empirical evidence seems to indicate that monetary shocks only account for a small share of the variation in output, it is likely that fluctuations in the risk premium are also relatively small.³ Hence, for monetary shocks to generate UIP deviations, these deviations are more likely to be due to expectational errors. Following this rationale, our theoretical set-up assumes that agents are rational but that they do not have enough information regarding the true degree of persistence of the monetary shock. As a result, they are forced to learn by observing realized outcomes and form optimal forecasts of the future path of the policy instrument. This learning process induces persistent expectational errors which give rise to ex-post UIP deviations and delayed overshooting.

A similar approach is taken by Gourinchas and Tornell (2004). In their set-up agents cannot fully distinguish between persistent and temporary shifts in the forward premium (i.e., the differential between domestic and foreign interest rates). As in our model, they show that such an assumption leads to UIP deviations and delayed overshooting of the nominal exchange rate. Our model differs from Gourinchas and Tornell (2004) in two important ways. First, we explicitly model the underlying structure of the economy through a standard dynamic stochastic general equilibrium model. This allows us to examine *both* nominal and real exchange rate dynamics. It also permits us to see how sensitive the overshooting result is to structural characteristics of the economy.⁴ Second, in our model monetary policy is specified by a generic interest rate rule and not by an exogenously assumed stochastic process as in Gourinchas and Tornell (2004). This means that exchange rate movements, as well as domestic inflation and output, are allowed to contemporaneously feedback into interest rate dynamics through the central banks reaction function. By endogenizing monetary policy, we can examine the sensitivity of the overshooting result to various policy specification.

The model provides several interesting results with respect to the magnitude and timing of the exchange rate overshooting result.

³Smets and Wouters (2003) finds that monetary policy shocks contributed very little to euro area output variations in the 1980s and 1990s and that most of euro area output variations can be attributed to various supply and demand shocks.

⁴Pierdzioch (2005) also analyzes nominal and real exchange rate overshooting by specifying a dynamic general equilibrium model. In contrast to our model, however, persistence in exchange rate expectations is exogenously assumed through a "rule of thumb" behavior. That is, some portion of market participants behave irrationally.

1. *Overshooting and learning:* (i) Incomplete information combined with learning produces a delayed exchange rate response to a monetary shock. The more persistent the shock, the more delayed and the greater is the magnitude of the overshooting. (ii) The peak of the nominal exchange rate generally occurs later than that of the real exchange rate.
2. *Overshooting and policy objectives:* (i) The higher the degree of policy inertia, the more delayed and the smaller is the magnitude of the overshooting. (ii) The more concerned the central bank is about output fluctuation (relative to inflation fluctuation), the greater is the magnitude of the overshooting.
3. *Overshooting and exchange rate exposure:* The more open the economy and the greater the exchange rate pass-through, the smaller is the magnitude and the more delayed is the exchange rate overshooting.

The paper is structured as follows. Section 2 highlights the importance of future expected monetary policy on exchange rate dynamics. Section 3 presents the canonical representation of Monacelli's (2005) model of a small open economy. Section 4, describes monetary policy, the nature of the policy shock, and the optimal filtering problem facing price setters. Section 5, presents and discusses the sensitivity of the overshooting result due to partial information and learning for different policy parameters and degrees of exchange rate exposure. Finally, section 6 concludes.

2 Exchange Rate Determination and Monetary Policy

Under the assumption of full capital mobility and perfect substitutability between domestic and foreign assets, a no arbitrage assumption imply that the expected rates of returns of the two assets (measured in the same currency) must equalize. This *uncovered* interest rate parity condition can be written as:

$$i_t = i_t^* + E_t^p \Delta e_{t+1} \quad (1)$$

where i_t and i_t^* are the domestic and foreign nominal interest rate, respectively. The nominal exchange rate is denoted by e_t , and E_t^p refers to the public's expectations at time t with respect to the information set Ω_t^p . Realizing that (1) is a difference equation we can solve for the current exchange rate and iterate the expression forward to derive the following expression:

$$e_t = \bar{e}_t - E_t^p \sum_{i=0}^{\infty} (i_{t+i} - i_{t+i}^*) \quad (2)$$

where $\bar{e}_t = E_t^p e_{t+\infty}$ i.e., the long-run expected nominal exchange rate. Thus, given the foreign interest rate, the current exchange rate is determined by (i) the future expected sum of short-term

nominal interest rates and (ii) its expected long-run level. Since the monetary authorities control the short-term interest rate, equation (2) clearly shows that perceived future monetary policy actions have a significant impact on exchange rate dynamics. Hence, if the monetary authorities are not transparent enough with respect to future intended policy actions (i.e., $\Omega_t^p \subset \Omega_t$, where Ω_t refers to the complete information set), or if their announcements are not perceived as credible, the uncovered interest rate parity does not have to hold ex-post. For example, if a persistent decrease in the nominal interest rate is initially mis-percieved by the public as a temporary expansionary action, the initial exchange rate response is likely to be muted. However, as private agents learn about the true nature of the policy shift, they revise the expected future path of the interest rate. Depending on the speed of the learning process and the persistence of the shock, the exchange rate response may be significantly restrained and delayed.

The same rationale holds for the real exchange rate. Substituting the definition for the real exchange rate (i.e. $q_t = e_t + p_t^* - p_t$, where p_t and p_t^* denote the domestic and foreign consumer price index (CPI), respectively) into (1), we can derive the following expression:

$$q_t = \bar{q}_t + E_t^p \sum_{i=0}^{\infty} \{ (i_{t+i}^* - \pi_{t+i}^*) - (i_{t+i} - \pi_{t+i}) \} \quad (3)$$

where $\bar{q}_t = E_t^p q_{t+\infty}$ is the long-run expected real exchange rate. Equation (3) states that the real exchange rate is determined by the future expected path of the real interest rate. As long as monetary policy can systematically affect the real interest rate rate (via the nominal interest rate), imperfect information about the true nature of monetary shocks can play an important role in determining real as well as nominal exchange rate dynamics.

Finally, notice that if the purchasing power parity holds in the long-run, the long-run real exchange rate should be constant and independent of the nature of the monetary shock. The long-run nominal exchange rate, on the other hand, depends on the impact that the monetary shock has on the domestic consumer price index (relative to the foreign consumer price index). That is, the current nominal exchange rate is not only determined by the expected future path of the nominal interest rate, but also the expected long-run price level. This observation turns out to be important when comparing real and nominal exchange rate dynamics under incomplete information.⁵

⁵Indeed, Gourinchas and Tornell (2004) assumes that the learning behavior of the private sector does not affect the long-run exchange rate. In our model, on the other hand, we allow for the partial information structure to also affect the long-run price level and thus the long-run nominal exchange rate.

3 A Canonical Representation of a Small Open Economy

This section presents the structure of a small open economy. More precisely, we employ the model specified by Monacelli (2005). Since the derivation of the model is available in the previous reference the following sections only describe the reduced form equations. To simplify matters we assume that the foreign (or world) price level, interest rates and output level are time-invariant and unaffected by the domestic economy.

3.1 Price Levels, Exchange Rates and Imperfect Pass-Through

The log-linearized Consumer Price Index (CPI) in the small open economy can be written as:

$$p_t = (1 - \alpha)p_{H,t} + \alpha p_{F,t} \quad (4)$$

where $p_{H,t}$ denotes the price index of domestically produced goods, and $p_{F,t}$ denotes the domestic currency price index of imports. The parameter α represents the share of domestic consumption allocated to foreign produced goods. It follows from (4) that the CPI inflation rate can be expressed as:

$$\pi_t = \pi_{H,t} + \alpha \Delta s_t \quad (5)$$

where s_t is the terms of trade defined as $p_{F,t} - p_{H,t}$. Thus, the more open the economy, as measured by α , the greater is the impact of domestic prices of imported goods on inflation. Note that if the *law of one price* (l.o.p) holds then it must be true that $p_{F,t} = e_t + p_t^*$. To allow for deviation from the l.o.p and incorporate imperfect pass-through, Monacelli (2005) defines a new variable ψ_t :

$$\psi_t = (e_t + p_t^*) - p_{F,t} \quad (6)$$

Thus, ψ_t (labeled as the *law-of-one-price gap*, l.o.p gap), measures the wedge between the world prices of foreign goods and the domestic prices of imported goods set by local importers. The real exchange rate can then be expressed as:

$$q_t = \psi_t + (1 - \alpha) s_t \quad (7)$$

Hence, the l.o.p gap separates the terms of trade and the real exchange rate. Under complete pass-through, given the domestic price level, a nominal depreciation causes an increase in the terms of trade and a rise in CPI inflation. Under incomplete pass-through, on the other hand, the nominal depreciation will have less of a direct effect on prices of imported goods and therefore less of an effect on CPI-inflation. Instead, the real exchange rate will absorb more of the nominal depreciation.

3.2 The Supply Side

There are two groups of price setters in the economy: (i) the domestic producers and (ii) the local importers. All price setters face downward sloping demand and are constrained by their infrequent ability to adjust retail prices as the economic environment changes. The optimal pricing behavior of the importers is thus primarily influenced by current and expected future dynamics of the l.o.p gap, ψ_t . For example, if the domestic currency is expected to depreciate (i.e., l.o.p gap is expected to increase given the prices of imported goods), importers are likely to raise prices today since they may not have the opportunity to raise them in the near future. The supply curve for imported goods can then be derived as:

$$\pi_{F,t} = \beta E_t^p \pi_{F,t+1} + \lambda_F \psi_t \quad (8)$$

where the parameter $\lambda_F = \frac{(1-\theta_F)(1-\beta\theta_F)}{\theta_F}$ and where θ_F governs the degree of exchange rate pass-through. If the probability to revise retail prices on imported goods is low then θ_F is close to one and λ_F consequently relatively small.

Similarly, domestic producers set their prices in anticipation of current and expected future dynamics of marginal cost. The marginal cost, in turn, is proportionally affected by domestic output through its effect on real wages.⁶ However, under incomplete pass-through, the l.o.p gap has an additional affect on the marginal cost above and beyond the domestic output level. To see this, suppose a change in the nominal exchange rate is not passed through to domestic import prices (i.e., l.o.p gap increases), then the real exchange rate absorbs the change completely (see equation 7). The real depreciation causes a decrease in the domestic expected real interest rate (relative to the foreign expected real interest rate) increasing current consumption which puts upward pressure on the real wages. As a result, the aggregate supply curve for domestic goods takes the following form:

$$\pi_{H,t} = \beta E_t^p \pi_{H,t+1} + \kappa_x x_t + \kappa_\psi \psi_t \quad (9)$$

where x_t denotes the domestic output gap (i.e., the difference between domestic output, y_t , and potential output, \bar{y}). The parameter κ_x and κ_ψ are non-negative constants and are negatively related to the stickiness of retail prices of domestic and imported goods.⁷

⁶This proportionality factor differ between an open and closed economy. In an open economy, an increase in output does not only have a direct impact on real wages but also causes a real depreciation (a decrease in the price of domestic goods relative to foreign goods) which increase the marginal cost further through its effect on the product wage for any given real wage.

⁷In fact, $\kappa_x = \lambda_H \left(\varphi + \frac{\sigma}{\omega_\alpha} \right)$ and $\kappa_\psi = \lambda_H \left(1 - \frac{\omega_\psi}{\omega_\alpha} \right)$. The stickyness of domestic goods prices is determined by $\lambda_H = \frac{(1-\theta_H)(1-\beta\theta_H)}{\theta_H}$ where θ_H is the Calvo parameter. The parameters φ and σ denotes the inverse of the intertemporal elasticities of labor supply and consumption, respectively. Finally, $\omega_\alpha = 1 + \alpha(2 - \alpha)(\sigma\eta - 1)$

Combining (8), (9), and (4) we can now write the CPI-based aggregate supply curve as:

$$\pi_t = \beta E_t^p \pi_{t+1} + \kappa_x^c x_t + \kappa_\psi^c \psi_t \quad (10)$$

where $\kappa_x^c = (1 - \alpha) \kappa_x > 0$ and $\kappa_\psi^c = (1 - \alpha) \kappa_\psi + \alpha \lambda_F > 0$. Thus, the slope of the aggregate supply curve, κ_x^c , is negatively related to the openness of the economy. That is, the larger the relative weight is on prices of imported goods in the CPI, the less of an effect domestic output movements have on the overall price level.

3.3 The Demand Side

The demand side of the domestic economy under incomplete pass-through can be described by the following IS-equation:

$$x_t = E_t^p x_{t+1} - \frac{\omega_\alpha}{\sigma} (i_t - E_t^p \pi_{H,t+1}) + \Gamma_y E_t^p \Delta \psi_{t+1} \quad (11)$$

The inverse of the intertemporal elasticity of substitution is represented by σ , and the parameter $\omega_\alpha = 1 + \alpha(2 - \alpha)(\sigma\eta - 1)$, where η is the elasticity of substitution between home and foreign goods. Finally, the slope coefficient in front of the l.o.p gap can be derived as $\Gamma_y = \frac{\alpha(1-\alpha)(\sigma\eta-1)}{\sigma}$. Thus, the degree of openness affects the output gap's sensitivity to movements in both the interest rate and l.o.p gap (as long as $\sigma\eta \neq 1$). This is because a change in the interest rate affects the exchange rate which in turn leads to an expenditure switching effect. Notice that under incomplete pass-through and $\sigma\eta > 1$, the expenditure switching effect is mitigated by movements in the l.o.p gap.

4 Monetary Policy, Partial Information and Optimal Filtering

Finally, to close the model we need to specify the behavior of the monetary authorities. The central bank is assumed to implement policy according to the following rule:

$$i_t = \rho_i i_{t-1} + (1 - \rho_i) [\pi_t^T + \rho_\pi (\pi_t - \pi_t^*) + \rho_y x_t] \quad (12)$$

The policy rule indicates that the central bank adjusts the nominal interest rate so that the ex-post real interest rate rises when CPI-inflation increases above its target, π_t^T , or if output rises above its potential level. Moreover, policy is assumed to display an intrinsic degree of inertia and $\omega_\psi = 1 + \alpha(\sigma\eta - 1)$. Thus in the case where $\sigma\eta = 1$, the direct impact of the l.o.p gap on domestic prices disappears.

as represented by the smoothing parameter ρ_i . Thus, the greater the smoothing process, the smaller is the contemporaneous impact of policy feedback on the interest rate.

Equation (12) also allows for a time-invariant inflation target. In fact, in our simulations we model the monetary shock as an innovation to the inflation target.⁸ Similar to Erceg and Levin (2003), we allow the inflation target, π_t^T , to be subject to persistent and temporary shocks. That is,

$$(\pi_t^T - \bar{\pi}) = (\pi_{p,t} - \bar{\pi}) + \chi_t \quad (13)$$

$$(\pi_{p,t} - \bar{\pi}) = \rho_p (\pi_{p,t-1} - \bar{\pi}) + v_t \quad (14)$$

where $0 < \rho_p < 1$ and $\bar{\pi}$ is the long-run inflation target. The stochastic variables $\pi_{p,t}$ represent the persistent shocks to the target, while χ_t and v_t are independent normally distributed random variable with variances σ_χ^2 and σ_v^2 , respectively.

Under full information the public observes both the persistent and the temporary components of the target when forming expectation. However, under partial information the public cannot perfectly determine whether a shift in the current target is going to be persistent or simply transitory. In the latter case the public is faced with an optimal filtering problem in order to estimate the two components. Using the Kalman filter the optimal estimate of the persistent component can be written as:

$$E_t^p (\pi_{p,t} - \bar{\pi}) = \rho_p E_{t-1}^p (\pi_{p,t-1} - \bar{\pi}) + \frac{K}{\rho_p} (\pi_t^* - E_{t-1}^p \pi_t^*) \quad (15)$$

The parameter K represents the weight or importance that agents assign to new information (i.e., the realized forecast error of the inflation target) in updating their previous estimate. The weight K , the so-called constant gain coefficient, is positively related to the ratio of σ_v^2/σ_χ^2 (the variance of persistent shocks relative to variance of temporary shocks). That is, the more important permanent shocks are to the dynamics of the inflation target (relative to temporary shocks), the more information can be gained from the realized forecast errors.

5 Monetary Shocks and Exchange Rate Overshooting

Since there are no closed form solutions we proceed by simulating the model and derive impulse responses of relevant variables. The parameterization used in the benchmark simulation is given in Table 1. The value of the discount factor β indicates an interest rate of 1 percent in the

⁸The assumption of a time-varying inflation target have been used widely in papers that try to estimate DSGE models using Bayesian methods (see for instance Smets and Wouters (2003), Adolfson et al (2005). In addition, recent papers within the Affine Term Structure Modelling literature have also assumed a time-varying inflation target in the interest rate rule (see Rudebusch and Wu (2003) and Lildholdt, Peacock and Panigirtzoglou, 2006)

steady state. We follow other work in this literature, e.g. Devereux and Engel (2003), and set σ , the relative risk aversion parameter, greater than one, $\sigma = 2$. The elasticity of substitution between home and foreign goods η is set equal to 1.5 as found by Hooper and Marquez (1995, Table 4.1). The import share α in the steady state is assumed to be 40% for the small open economy. Following Rotemberg and Woodford (1997) the inverse of Frisch elasticity of labor supply φ is set equal to 0.47. The price adjustment parameter of domestic and foreign goods producers is set such that the average time between price adjustment for a firm is one year. This implies $\theta_H = \theta_F = 0.75$. The parameters for the monetary policy rule are those estimated for the UK in Lubik and Schorfheide (2003) except we assume that the domestic central bank does not target nominal exchange rates. Furthermore, without loss of generality, the inflation target $\bar{\pi}$ equals 0. Since we are not calibrating our model to any particular economy, we have adopted a pragmatic approach in terms of specifying the learning parameters. Under incomplete information, our constant gain Kalman scalar, K , is set equal to 0.06.⁹ Our learning process implies that agents have incorporated half of any permanent shock to the inflation target into their expectations within two years. We set the Kalman scalar, K to 1 when we analyze the model under full information.

Figure 1-6 and tables 2-7 summarize the results. Each figure contains nine sub-figures:(a) output gap, (b) nominal interest rate, (c) UIP deviations (ex-post), (d) real exchange rate, (e) nominal exchange rate, (f) l.o.p gap, (g) CPI inflation, (h) domestic inflation, and (i) inflation target. Table 2-7, show the relationship between the particular parameter of interest and the timing and magnitude of the exchange rate overshooting.

5.1 Overshooting and Learning

Figure 1 displays the impulse response functions of a one percent positive shock to the persistent component of the inflation target under full information (dashed) and partial information (solid line), respectively.

First, let us consider the case of full information. To achieve the new higher inflation target the central bank must expand the economy by lowering the real interest rate. The private agents know that the shock is persistent and that it therefore has a prolonged expansionary effect. Consequently, inflation expectations increases significantly and causes a drop in the real interest rate. As a result, the central bank does not have to adjust the nominal interest rate by

⁹Not surprisingly, there is little empirical guidance for the value of K . Using US data, Erceg and Levin (2003) estimate the ratio of the variance of persistent shocks relative to variance of temporary shocks σ_v^2/σ_χ^2 and finds a Kalman gain of 0.13. A lower value for K seems appropriate for our analysis since U.S Federal Reserve is perceived as relative transparent and enjoys a fair amount of credibility.

much to achieve the desired inflationary effect. The reduction in the nominal and real interest rate causes the real and nominal exchange rate to immediately depreciate and overshoot their long-run levels. Since the purchasing power parity holds in the long-run, the real exchange rate returns to its initial level while the nominal exchange rate converges to a higher level due to the permanent affect that the shock has on the domestic price level.

Under incomplete information private agents cannot be sure whether the shock to the inflation target is temporary or persistent. Consequently, they underestimate the persistency of the policy shock. As a result inflation expectations are slow to adjust. The central bank must therefore be more aggressive and reduce the nominal interest rate by more compared to the scenario with complete information.

As agents learn about the nature of the shock, they adjust their expectations. Similar to Gourinchas and Tornell (2003), this leads to persistent ex-post UIP deviations and a delayed overshooting of the exchange rate. Table 2 shows that the real exchange rate peaks in the second period while the nominal exchange rate peaks in the third period. The latter is due to the fact that agents not only have to revise the expected path of the interest rate, but also the long-run domestic price level which determines the long-run nominal exchange rate. The initial underestimation of the persistency of the monetary shock causes a gradual upward revision of the expected long-run domestic price level and thus of the nominal exchange rate. This causes an additional delay in the overshooting dynamics.

Furthermore, since inflation expectations are sticky under imperfect information, the cost of achieving the new inflation target (in terms of a higher output gap) is greater than under complete information. The inflation response to the monetary shock is therefore muted. As a result, the cumulative effect on the price level is smaller under incomplete information and learning and leads to a lower long-run nominal exchange rate level. Thus, in contrast to Gourinchas and Tornell (2003), learning does not only cause a delayed nominal exchange rate overshooting, but it also influence the long-run nominal exchange rate level.

Figure 2 and table 3 show how the results under incomplete information changes with different persistence levels of the shock. The lower the persistence level of the shock, the smaller is the expectational errors and the faster the economy returns to its steady state. Not surprisingly, this implies that the UIP deviations are less severe and less persistent. The delayed overshooting is therefore less pronounced. The magnitude of the real exchange rate overshooting is positively related to the persistence level of the shock while the opposite is true for the nominal exchange rate. This occurs because a less persistent shock has a smaller effect on the long-run price level and therefore on the long-run nominal exchange rate.

5.2 Overshooting and Monetary Policy Objectives

This section analyzes how changes in policy parameters affect the magnitude and timing of the overshooting result derived in the previous section. In each of the following simulations we assume that agents have incomplete information regarding the inflation target. Thus, the speed at which agents learn about the nature of the shock is identical across simulations but the parameter specifications differ. Given the specification of the policy rule and the structure of the monetary shock, we focus on two aspects of policy: (i) the degree of policy inertia as represented by the interest rate smoothing parameter, and (ii) the relative importance that the central bank assigns to achieving the new inflation target as supposed to stabilizing real activity.

Figure 3 and table 4 show the impact of different degrees of interest rate smoothing. Note that the benchmark case discussed in figure 1 and 2 corresponds to an interest smoothing parameter of 0.65. A higher interest rate smoothing parameter implies that a shock to the inflation target has a lower contemporaneous feedback effect (via output and inflation) on policy. That is, the monetary authority cares more about smoothing the interest rate than the effect that the shock has on current output and inflation dynamics. Consequently, the perceived cost of achieving the new inflation target is smaller resulting in a more persistent and more inflationary shock. Price setters realize this and adjust their inflation expectation upward. This makes it possible for the central bank to achieve its desired inflationary effect without reducing the nominal interest rate by much. At the same time, policy inertia prolongs the impact of the shock and makes expectational errors more pronounced. As a result, the real and nominal exchange rate overshooting is further delayed. Table 4 shows that when $\rho_i = 0.9$ the real exchange rate peaks in the third period while the nominal exchange rate does not peak until the seventh period. On the other hand, when $\rho_i = 0.5$ they both peak in the second period. The increased differential between the timing of the peak of the nominal and real exchange rate overshooting is due to the fact that a higher degree of interest rate smoothing leads to larger revisions of the expected long-run price level and thus in the expected long-run nominal exchange rate. Finally, the muted response of the interest rate under a high degree of policy inertia results in a low magnitude of the overshooting for both the real and nominal exchange rate.

Figure 4 and table 5 show the results for different values of the relative weights on the output gap. Given the shock to the inflation target, the more the monetary authorities care about the output gap, vis-a-vis inflation, the less aggressively they will pursue the new target. Although price setters do not know the true persistence of the shock, they realize that the real effect of the shock should be muted because of the central bank's aversion to real output gap fluctuation. Inflation expectations, which depend on the stream of future expected output gaps,

are therefore lower. The less aggressive policy response to the nominal shock and the consequent lower inflation expectations reduces the shock's impact on expected future real interest rates. As a result, the magnitude of the real exchange rate overshooting is lower. As table 5 shows, the opposite is true for the nominal exchange rate. The differential behavior between the real and nominal exchange rate is due effect on the long-run nominal exchange rate. The more concerned the central bank is about output gap fluctuation, the smaller the cumulative effect is on the long-run price level. The new equilibrium nominal exchange rate is therefore lower and the magnitude of the overshooting greater.

5.3 Overshooting and Exchange Rate Exposure

There are many underlying structural parameters that may be of interest when discussing the sensitivity of the overshooting result. This section focuses on two obvious parameters of interest for a small open economy: (i) the degree of openness as measured by the share of domestic consumption allocated to foreign produced goods, i.e., α , and (ii) the degree of exchange rate path-through as measured by θ_F . Again, the speed at which agents learn about the nature of the shock is identical across simulations but the parameter specifications differ.

Figure 5 shows the impulse response functions with respect to three different values of α . There are three effects due to an increase in the degree of openness. First, the direct impact of exchange rate movements on CPI-inflation is stronger since the price of imported goods has a higher weight in the CPI. Second, the expenditure switching effect is also stronger, making domestic demand more interest rate sensitive. Third, the slope of the Phillips curve is flatter (i.e., inflation is less output gap sensitive). The two first effects suggests that the leverage policy has on inflation should increase with the degree of openness while the last effect suggests the opposite. Under complete pass-through the net effect of these forces is an increase the leverage effect of policy on inflation.¹⁰

As Figure 5 shows, the interest rate reduction necessary to achieve the new inflation target is less pronounced in a more open economy. This must be the case since the real interest rate required to achieve the new policy objective is lower due to the increase in the policy leverage on inflation. It follows that the muted interest rate response leads to a decrease in the magnitude of the overshooting result for both the nominal and real exchange rate. Additionally, since the inflation response is greater in a more open economy, the cumulative effect on the price level is larger and the long-run nominal exchange rate higher. Of course, a higher new long-run

¹⁰Under incomplete pass-through, both the direct effect of exchange rate movements on inflation and the expenditure switching effect are muted and weakens the leverage effect of policy on inflation. However, to focus on the degree of openness we simplify the framework by assuming complete pass-through.

nominal exchange rate combined with learning gives rise to a more delayed overshooting of the nominal relative to the real exchange rate, as previously discussed. Table 6 confirms both of the magnitude and timing prediction for different degrees of openness.

Figure 6 and table 7 show the impact of a monetary shock under different degrees of exchange rate pass-through. A greater degree of pass-through has similar effects as an increase in the openness of the economy. That is, because of the direct impact of the exchange rate on foreign prices, monetary policy has a greater leverage effect on inflation. The real and nominal interest rate response to the shock is thus muted causing a decrease in the magnitude of the overshooting result.¹¹ Also, the greater inflationary impact of the shock under a higher degree of pass-through increases the long-run nominal exchange rate which in conjecture with learning causes a more pronounced delayed overshooting in the nominal exchange rate.

6 Conclusion

The empirical evidence of the delayed overshooting phenomenon can at best be described as mixed. Timing and magnitude of the overshooting varies significantly across studies. One potential source for the delayed overshooting result is that agents do not have complete information about the true nature of the monetary shock. In this paper we incorporate learning into a standard New Keynesian model of a small open economy in order to analyze the magnitude and timing of the overshooting result and its sensitivity to underlying parameters. Impulse response dynamics indicate that policy objectives (i.e., policy inertia and importance of real activity relative to inflation) and measures of the economy's exchange rate exposure (i.e., the degree of openness and exchange rate pass-through) do affect the overshooting result in predictable manners. This suggests that controlling for these parameters across countries and time (e.g., policy transparency, credibility, policy inertia, openness and exchange rate pass-through) could potentially shed some light on why the delayed overshooting result appears so elusive.

¹¹Notice that, unlike the degree of openness, the degree of pass-through does not directly affect the interest sensitivity of domestic demand (see the IS-equation (11)). Thus, the output dynamics do not differ much for different degrees of pass-through. The degree of pass-through does however affect the l.o.p deviation and thus the expenditure switch effect. Thus the output response is slightly more pronounced under a higher degree of pass-through.

References

- [1] Adolfson, M., S. Laseén, J. Lindé, and M. Villani, 2005, "Bayesian Estimation of an Open Economy DSGE Model with Incomplete Pass-Through", Sveriges Riksbank Working Paper 179, March
- [2] Bjornland, Hilde C., 2005, "Monetary Policy and the Illusionary Exchange Rate Puzzle," Working Paper 2005/11, Norges Bank.
- [3] Cushman, David. O., and Tao. Zha, 1997, "Identifying Monetary Policy in a Small Open Economy under Flexible Exchange Rates," *Journal of Monetary Economics*, Vol. 39, pp. 433-448.
- [4] Devereux, Michael B., Charles Engel, 2003, "Monetary Policy in the Open Economy Revisited: Price Setting and Exchange-Rate Flexibility," *Review of Economic Studies*, Vol. 70 765-783.
- [5] Dornbusch, Ruediger, 1976, "Expectations and Exchange Rate Dynamics," *Journal of Political Economy*, Vol. 84, pp.1161-76.
- [6] Eichenbaum, Martin and Charles L. Evans,1995, " Some Empirical Evidence on the Effects of Shocks to Monetary Policy on Exchange Rates," *The Quarterly Journal of Economics*, Vol. 110, pp. 975-1009.
- [7] Faust, Jon and John. H. Rogers, 2003,"Monetary Policy's Role in Exchange Rate Behavior," *Journal of Monetary Economics*, Vol. 50, pp. 1403-1424.
- [8] Gali, G. and T. Monacelli, 2005, "Monetary Policy and Exchange Rate Volatility in a Small Open Economy, " *Review of Economic Studies* Vol. 72, 707–734.
- [9] Gourinchas, Pierre-Olivier and Aaron Tornell, 2004, "Exchange Rate Puzzles and Distorted Beliefs," *Journal of International Economics*, Vol. 64, pp. 303-333.
- [10] Grilli Vittori and Nouriel Roubini, 1996, "Liquidity and Exchange Rate in Open Economies: Theory and Empirical Evidence," *European Economic Review*, Vol. 40, pp. 847-859.
- [11] Hooper, Peter and Jaime Marquez, 1995, "Exchange Rates, Prices and External Adjustment in the United States and Japan," in P.Kenen, ed., *Understanding Interdependence: The Macroeconomics of the Open Economy*, Princeton University Press, New Jersey, pp. 107-168.

- [12] Kim, Soyoung and Nouriel Roubini, 2000, "Exchange Rate Anomalies in Industrial Countries: A Solution with a Structural VAR Structural," *Journal of Monetary Economics*, Vol. 45, pp. 561-586.
- [13] Lildholdt, Peter, Chris Peacock and Nikolaos Panigirtzoglou, 2007, "An Affine Macro-Factor Model of the UK Yield Curve", Bank of England Working Paper forthcoming.
- [14] Monacelli, Tommaso, 2005, "Monetary Policy in a Low Pass-Through Environment", *Journal of Money, Credit and Banking*, Vol. 37 (6), pp. 1047-1066
- [15] Pierdzioch, Christian, 2005, "Noise Trading and Delayed Exchange Rate Overshooting", *Journal of Economic Behavior and Organization* Vol. 58, pp. 133-156.
- [16] Rotemberg, J. and M. Woodford, 1997, "An Optimization-Based Econometric Framework for the Evaluation of Monetary Policy", *NBER Macroeconomics Annual*, 297- 346.
- [17] Rudebusch, Glenn and Tao Wu, 2004, "A Macro-Finance Model of the Term Structure, Monetary Policy, and the Economy", *Proceedings, Federal Reserve Bank of San Francisco*, March Issue
- [18] Smets, Frank and Ralf Wouters, 2003, An Estimated Dynamic Stochastic General Equilibrium Model of the Euro Area, *Journal of the European Economic Association*, Vol. 1 (5), pp. 1123-1175

Table 1: The structural parameters of the model

Table 1		
Parameter	Description	Value
β	Discount Factor	0.99
σ	Parameter of relative Risk Aversion	2
η	Intratemporal Elasticity of Substitution	1.5
φ	Inverse of Frisch Elasticity of Labor Supply	0.47
α	Share of Foreign Goods in CPI Basket	0.4
θ_H	Domestic Output Price Calvo Stickiness	0.75
θ_F	Domestic Import Price Calvo Stickiness	0.75
$\bar{\pi}$	Inflation Target	0
ρ_i	Interest Smoothing Coefficient	0.65
ρ_π	Inflation Targeting Coefficient	1.85
ρ_y	Output Gap Targeting Coefficient	0.15
K	Kalman scalar (Full Information)	1
K	Kalman scalar (Partial Information)	0.06

Table 2: The case for full - and partial information

Table 2				
	Timing (peak) of Overshooting (in Period)		Magnitude of Overshooting	
	<u>Real exchange rate</u>	<u>Nominal exchange rate</u>	<u>Real Exchange Rate</u>	<u>Nominal exchange rate</u>
Full Info.	initial period	initial period	0.999	1.097
Partial Info.	2	3	0.571	1.319

Notes: For the nominal exchange rate the magnitude of overshooting is expressed by the peak relative to its long

run level while for the real exchange rate it refers to the absolute peak.

Table 3: Different degrees of persistence of the inflation target shock

Table 3				
Timing (peak) of Overshooting (in Period)			Magnitude of Overshooting	
ρ_p	Real exchange rate	Nominal exchange rate	Real exchange rate	Nominal exchange rate
0.7	2	3	0.571	1.319
0.5	initial period	2	0.487	1.805
0.3	initial period	initial period	0.486	2.232
0.2	initial period	initial period	0.486	2.550
0.1	initial period	initial period	0.485	2.868

Notes: For the nominal exchange rate the magnitude of overshooting is expressed by the peak relative to its long

run level while for the real exchange rate it refers to the absolute peak.

Table 4: Different weights of the interest rate smoothing parameter in the monetary policy rule

Table 4				
Timing (peak) of Overshooting (in Period)			Magnitude of Overshooting	
ρ_i	Real exchange rate	Nominal exchange rate	Real exchange rate	Nominal exchange rate
0.9	3	7	0.498	1.029
0.8	2	5	0.540	1.120
0.65	2	3	0.571	1.319
0.5	2	2	0.574	1.552
0.2	initial period	initial period	0.609	2.116

Notes: For the nominal exchange rate the magnitude of overshooting is expressed by the peak relative to its long run level while for the real exchange rate it refers to the absolute peak.

Table 5: Different weights on the output gap and inflation in the monetary policy rule

Table 5				
ρ_y/ρ_π	Timing (peak) of Overshooting (in Period)		Magnitude of Overshooting	
	Real exchange rate	Nominal exchange rate	Real exchange rate	Nominal exchange rate
0.05/1.95	2	3	0.684	1.308
0.15/1.85	2	3	0.571	1.319
0.90/1.10	2	3	0.045	1.370
0.95/1.05	2	3	0.022	1.373

Notes: For the nominal exchange rate the magnitude of overshooting is expressed by the peak relative to its long run level while for the real exchange rate it refers to the absolute peak.

Table 6: Different degrees of trade openness

Table 6				
Timing (peak) of Overshooting (in Period)			Magnitude of Overshooting	
α	Real exchange rate	Nominal exchange rate	Real exchange rate	Nominal exchange rate
0.9	3	17	0.039	1.000
0.6	2	8	0.174	1.013
0.4	2	5	0.287	1.052
0.2	2	4	0.426	1.141
0.1	2	3	0.509	1.207

Notes: For the nominal exchange rate the magnitude of overshooting is expressed by the peak relative to its long run level while for the real exchange rate it refers to the absolute peak.

Table 7: Different degrees of exchange rate pass through

Table 7				
Timing (peak) of Overshooting (in Period)			Magnitude of Overshooting	
θ_F	Real exchange rate	Nominal exchange rate	Real exchange rate	Nominal exchange rate
0.00	2	5	0.287	1.052
0.20	2	5	0.325	1.055
0.50	2	4	0.430	1.086
0.75	2	3	0.571	1.319
0.95	2	3	0.753	1.905

Notes: Full pass through refers to the case when $\theta_F \rightarrow 0$, intermediate pass through corresponds to $\theta_F = 0.75$

while for no pass through $\theta_F = 0.95$. For the nominal exchange rate the magnitude of overshooting is expressed

by the peak relative to its long run level while for the real exchange rate it refers to the absolute peak.

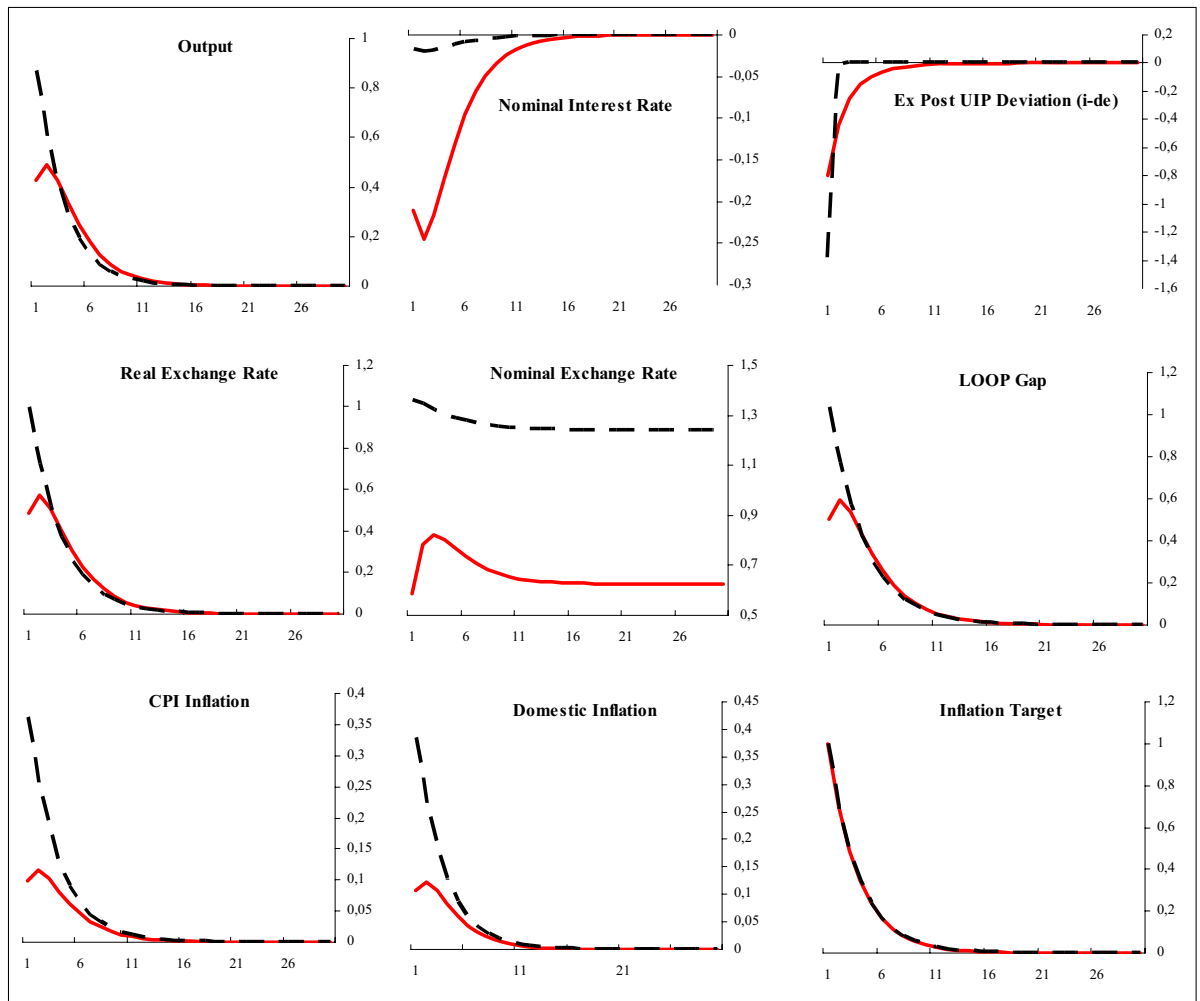


Figure 1: Full - vs. incomplete information

Notes: The solid line corresponds to incomplete - and the dashed line to full information.

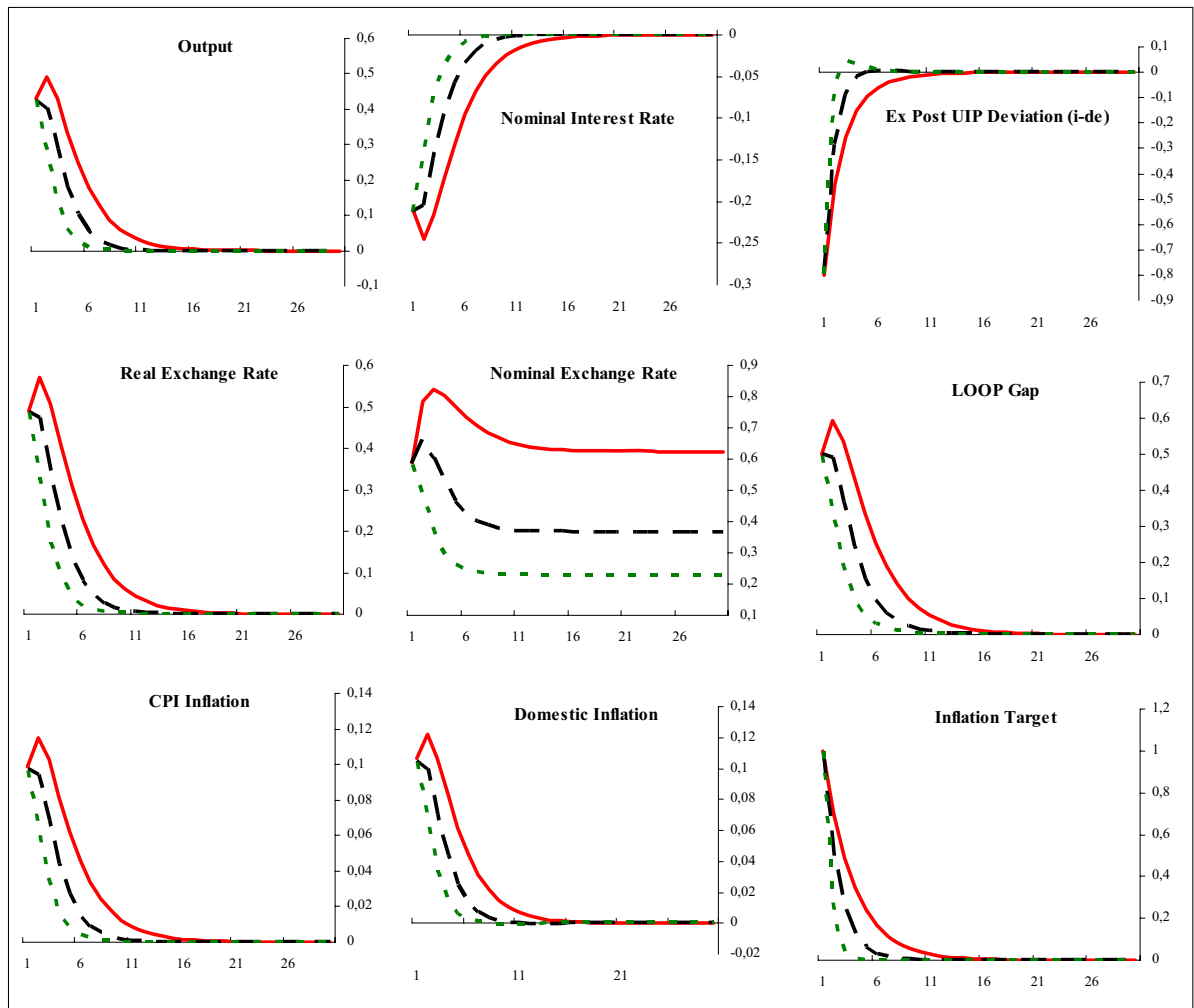


Figure 2: Different degrees of persistency of the shock

Notes: The solid line corresponds to a shock persistence of 0.70, the dashed line to 0.50 and the dotted line to 0.20, respectively.

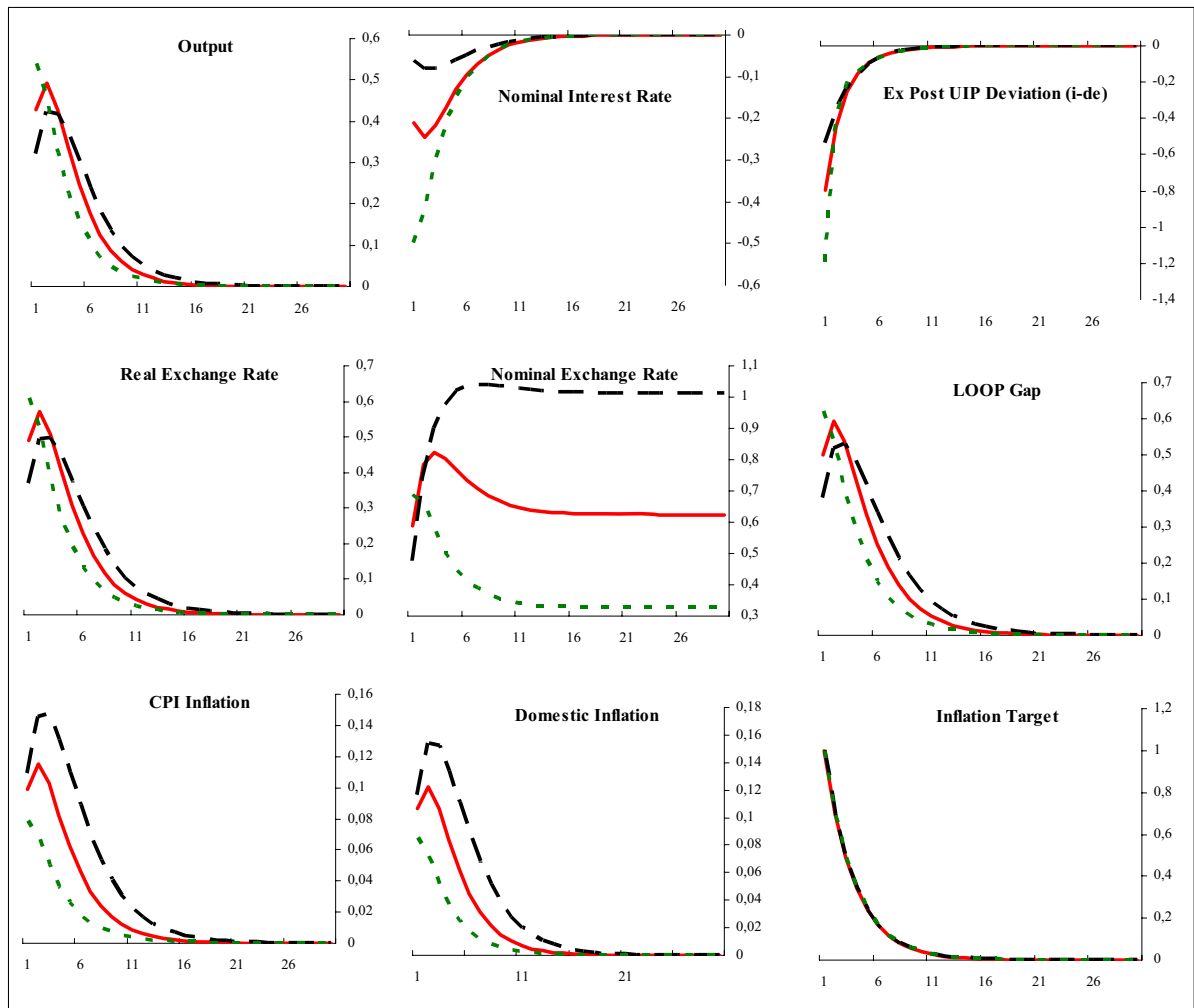


Figure 3: Different degrees of interest rate smoothing

Notes: The solid line corresponds to an interest rate smoothing of 0.65, the dashed line to 0.90 and the dotted line to 0.20, respectively.

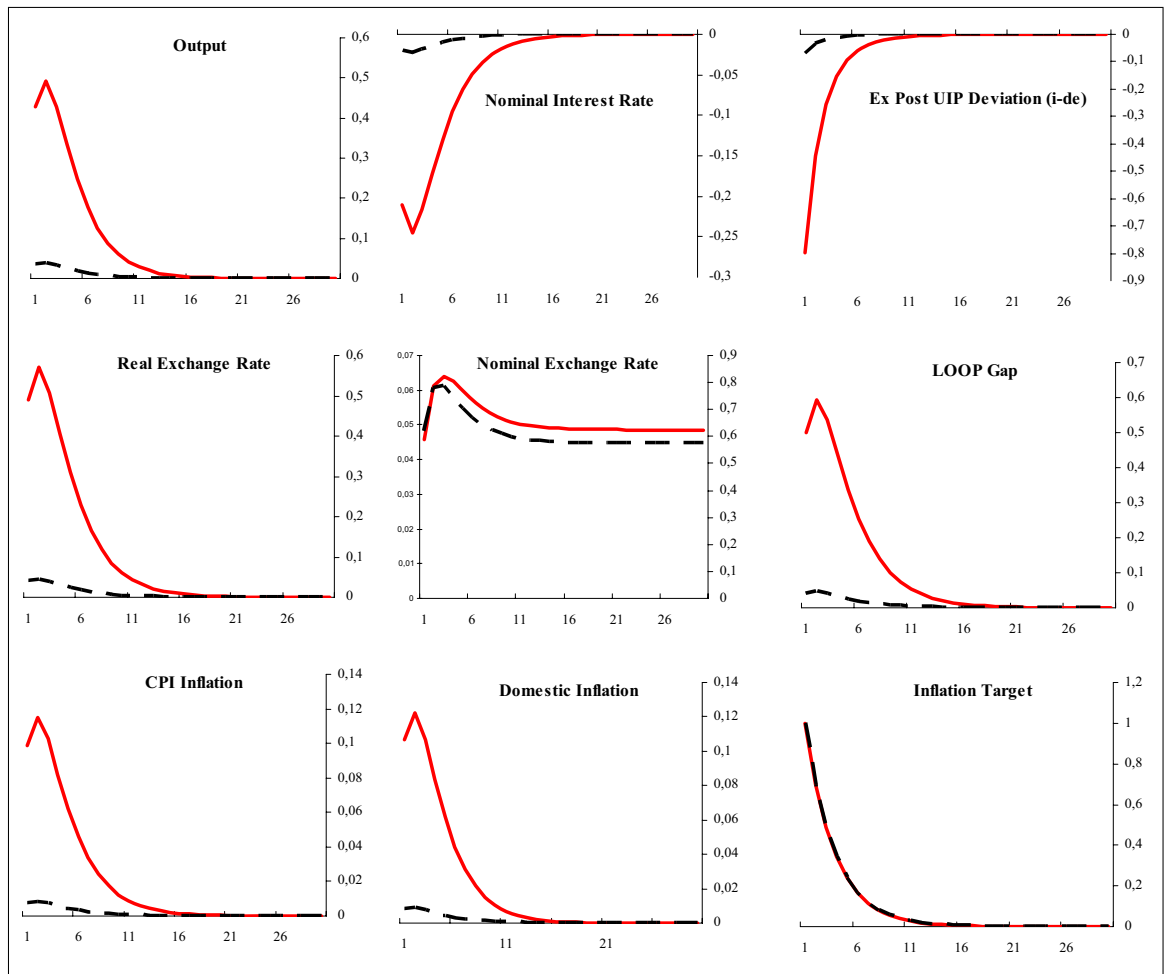


Figure 4: Different values of the relative weights on the output gap (Partial information)

Notes: The solid line corresponds to a weight on the output gap of 0.15 and an inflation weight of 1.85 while the dotted line shows a weight on the output gap of 0.9 and on inflation of 1.10.

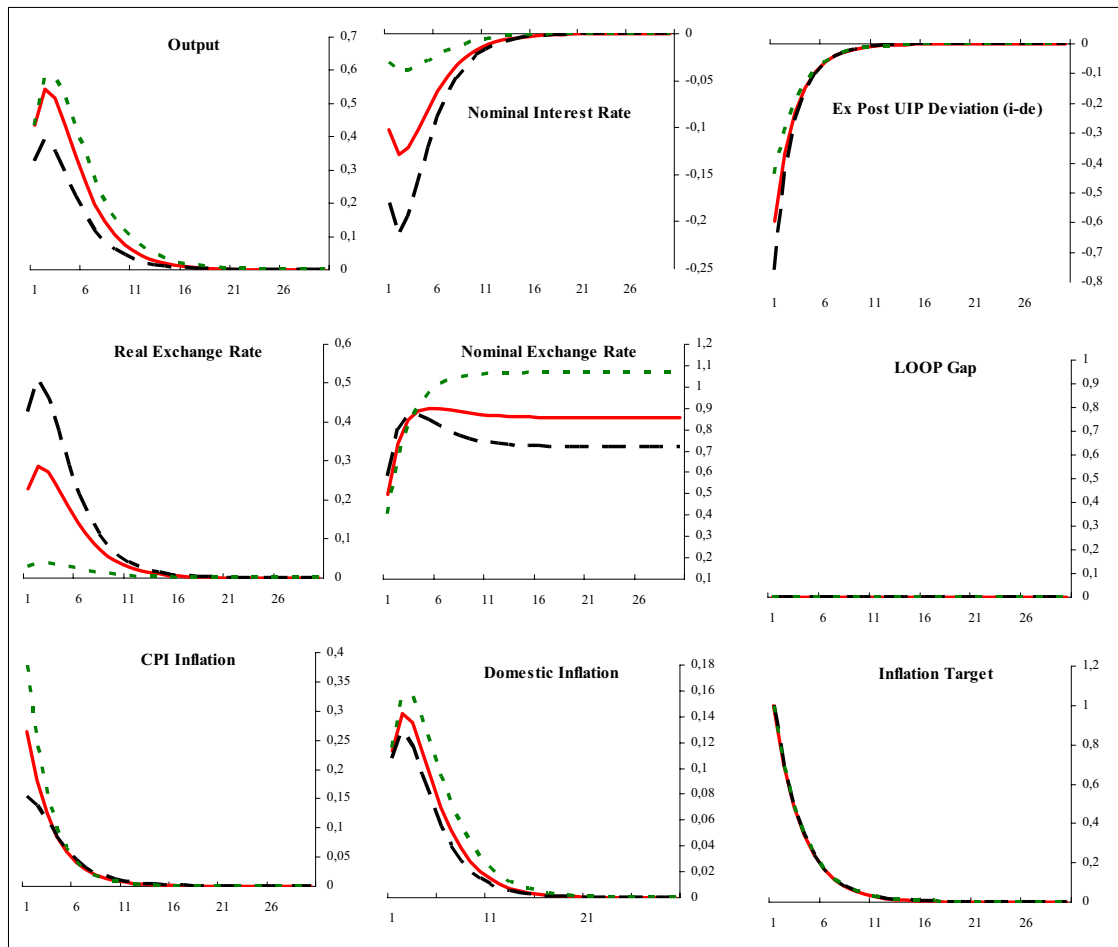


Figure 5: Different degrees of openness under full exchange rate pass through (Partial information)

Notes: The solid line corresponds to 40%, the dashed line to 10% and the dotted line to 90% of foreign goods in the overall consumption basket.

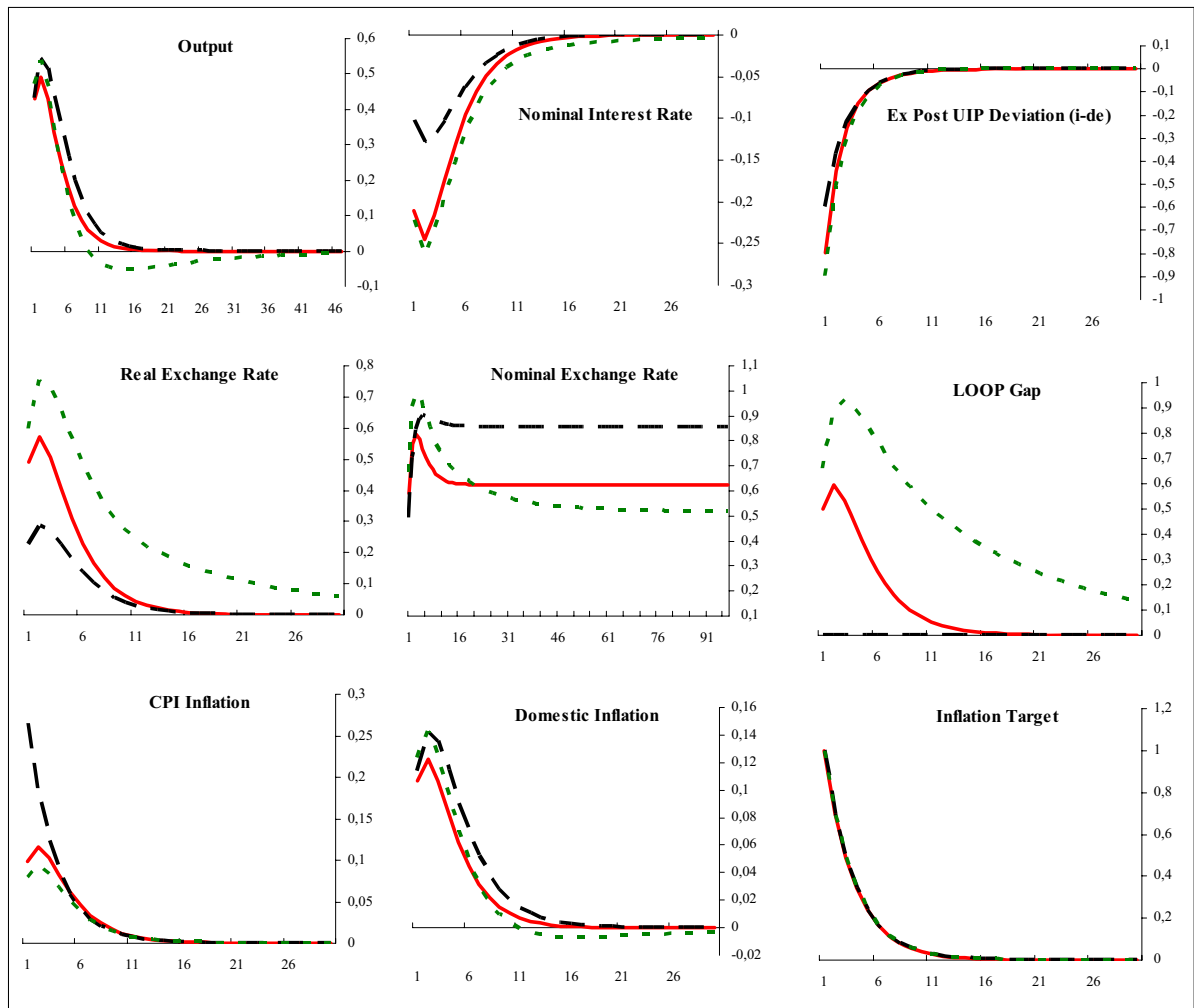


Figure 6: Different degrees of exchange rate pass through (Partial information)

Notes: The solid line corresponds to intermediate -, the dashed line to full - and the dotted line to low exchange rate pass through.

The following Discussion Papers have been published since 2006:

Series 1: Economic Studies

1	2006	The dynamic relationship between the Euro overnight rate, the ECB's policy rate and the term spread	Dieter Nautz Christian J. Offermanns
2	2006	Sticky prices in the euro area: a summary of new micro evidence	Álvarez, Dhyne, Hoeberichts Kwapil, Le Bihan, Lünnemann Martins, Sabbatini, Stahl Vermeulen, Vilmunen
3	2006	Going multinational: What are the effects on home market performance?	Robert Jäckle
4	2006	Exports versus FDI in German manufacturing: firm performance and participation in international markets	Jens Matthias Arnold Katrin Hussinger
5	2006	A disaggregated framework for the analysis of structural developments in public finances	Kremer, Braz, Brosens Langenus, Momigliano Spolander
6	2006	Bond pricing when the short term interest rate follows a threshold process	Wolfgang Lemke Theofanis Archontakis
7	2006	Has the impact of key determinants of German exports changed? Results from estimations of Germany's intra euro-area and extra euro-area exports	Kerstin Stahn
8	2006	The coordination channel of foreign exchange intervention: a nonlinear microstructural analysis	Stefan Reitz Mark P. Taylor
9	2006	Capital, labour and productivity: What role do they play in the potential GDP weakness of France, Germany and Italy?	Antonio Bassanetti Jörg Döpke, Roberto Torrini Roberta Zizza

10	2006	Real-time macroeconomic data and ex ante predictability of stock returns	J. Döpke, D. Hartmann C. Pierdzioch
11	2006	The role of real wage rigidity and labor market frictions for unemployment and inflation dynamics	Kai Christoffel Tobias Linzert
12	2006	Forecasting the price of crude oil via convenience yield predictions	Thomas A. Knetsch
13	2006	Foreign direct investment in the enlarged EU: do taxes matter and to what extent?	Guntram B. Wolff
14	2006	Inflation and relative price variability in the euro area: evidence from a panel threshold model	Dieter Nautz Juliane Scharff
15	2006	Internalization and internationalization under competing real options	Jan Hendrik Fisch
16	2006	Consumer price adjustment under the microscope: Germany in a period of low inflation	Johannes Hoffmann Jeong-Ryeol Kurz-Kim
17	2006	Identifying the role of labor markets for monetary policy in an estimated DSGE model	Kai Christoffel Keith Küster Tobias Linzert
18	2006	Do monetary indicators (still) predict euro area inflation?	Boris Hofmann
19	2006	Fool the markets? Creative accounting, fiscal transparency and sovereign risk premia	Kerstin Bernoth Guntram B. Wolff
20	2006	How would formula apportionment in the EU affect the distribution and the size of the corporate tax base? An analysis based on German multinationals	Clemens Fuest Thomas Hemmelgarn Fred Ramb

21	2006	Monetary and fiscal policy interactions in a New Keynesian model with capital accumulation and non-Ricardian consumers	Campbell Leith Leopold von Thadden
22	2006	Real-time forecasting and political stock market anomalies: evidence for the U.S.	Martin Bohl, Jörg Döpke Christian Pierdzioch
23	2006	A reappraisal of the evidence on PPP: a systematic investigation into MA roots in panel unit root tests and their implications	Christoph Fischer Daniel Porath
24	2006	Margins of multinational labor substitution	Sascha O. Becker Marc-Andreas Müндler
25	2006	Forecasting with panel data	Badi H. Baltagi
26	2006	Do actions speak louder than words? Household expectations of inflation based on micro consumption data	Atsushi Inoue Lutz Kilian Fatma Burcu Kiraz
27	2006	Learning, structural instability and present value calculations	H. Pesaran, D. Pettenuzzo A. Timmermann
28	2006	Empirical Bayesian density forecasting in Iowa and shrinkage for the Monte Carlo era	Kurt F. Lewis Charles H. Whiteman
29	2006	The within-distribution business cycle dynamics of German firms	Jörg Döpke Sebastian Weber
30	2006	Dependence on external finance: an inherent industry characteristic?	George M. von Furstenberg Ulf von Kalckreuth
31	2006	Comovements and heterogeneity in the euro area analyzed in a non-stationary dynamic factor model	Sandra Eickmeier

32	2006	Forecasting using a large number of predictors: is Bayesian regression a valid alternative to principal components?	Christine De Mol Domenico Giannone Lucrezia Reichlin
33	2006	Real-time forecasting of GDP based on a large factor model with monthly and quarterly data	Christian Schumacher Jörg Breitung
34	2006	Macroeconomic fluctuations and bank lending: evidence for Germany and the euro area	S. Eickmeier B. Hofmann, A. Worms
35	2006	Fiscal institutions, fiscal policy and sovereign risk premia	Mark Hallerberg Guntram B. Wolff
36	2006	Political risk and export promotion: evidence from Germany	C. Moser T. Nestmann, M. Wedow
37	2006	Has the export pricing behaviour of German enterprises changed? Empirical evidence from German sectoral export prices	Kerstin Stahn
38	2006	How to treat benchmark revisions? The case of German production and orders statistics	Thomas A. Knetsch Hans-Eggert Reimers
39	2006	How strong is the impact of exports and other demand components on German import demand? Evidence from euro-area and non-euro-area imports	Claudia Stirböck
40	2006	Does trade openness increase firm-level volatility?	C. M. Buch, J. Döpke H. Strotmann
41	2006	The macroeconomic effects of exogenous fiscal policy shocks in Germany: a disaggregated SVAR analysis	Kirsten H. Heppke-Falk Jörn Tenhofen Guntram B. Wolff

42	2006	How good are dynamic factor models at forecasting output and inflation? A meta-analytic approach	Sandra Eickmeier Christina Ziegler
43	2006	Regionalwährungen in Deutschland – Lokale Konkurrenz für den Euro?	Gerhard Rösl
44	2006	Precautionary saving and income uncertainty in Germany – new evidence from microdata	Nikolaus Bartsch
45	2006	The role of technology in M&As: a firm-level comparison of cross-border and domestic deals	Rainer Frey Katrin Hussinger
46	2006	Price adjustment in German manufacturing: evidence from two merged surveys	Harald Stahl
47	2006	A new mixed multiplicative-additive model for seasonal adjustment	Stephanus Arz
48	2006	Industries and the bank lending effects of bank credit demand and monetary policy in Germany	Ivo J.M. Arnold Clemens J.M. Kool Katharina Raabe
01	2007	The effect of FDI on job separation	Sascha O. Becker Marc-Andreas Müндler
02	2007	Threshold dynamics of short-term interest rates: empirical evidence and implications for the term structure	Theofanis Archontakis Wolfgang Lemke
03	2007	Price setting in the euro area: some stylised facts from individual producer price data	Dias, Dossche, Gautier Hernando, Sabbatini Stahl, Vermeulen
04	2007	Unemployment and employment protection in a unionized economy with search frictions	Nikolai Stähler

05	2007	End-user order flow and exchange rate dynamics	S. Reitz, M. A. Schmidt M. P. Taylor
06	2007	Money-based interest rate rules: lessons from German data	C. Gerberding F. Seitz, A. Worms
07	2007	Moral hazard and bail-out in fiscal federations: evidence for the German Länder	Kirsten H. Heppke-Falk Guntram B. Wolff
08	2007	An assessment of the trends in international price competitiveness among EMU countries	Christoph Fischer
09	2007	Reconsidering the role of monetary indicators for euro area inflation from a Bayesian perspective using group inclusion probabilities	Michael Scharnagl Christian Schumacher
10	2007	A note on the coefficient of determination in regression models with infinite-variance variables	Jeong-Ryeol Kurz-Kim Mico Loretan
11	2007	Exchange rate dynamics in a target zone - a heterogeneous expectations approach	Christian Bauer Paul De Grauwe, Stefan Reitz
12	2007	Money and housing - evidence for the euro area and the US	Claus Greiber Ralph Setzer
13	2007	An affine macro-finance term structure model for the euro area	Wolfgang Lemke
14	2007	Does anticipation of government spending matter? Evidence from an expectation augmented VAR	Jörn Tenhofen Guntram B. Wolff
15	2007	On-the-job search and the cyclical dynamics of the labor market	Michael Krause Thomas Lubik
16	2007	Heterogeneous expectations, learning and European inflation dynamics	Anke Weber

17	2007	Does intra-firm bargaining matter for business cycle dynamics?	Michael Krause Thomas Lubik
18	2007	Uncertainty about perceived inflation target and monetary policy	Kosuke Aoki Takeshi Kimura
19	2007	The rationality and reliability of expectations reported by British households: micro evidence from the British household panel survey	James Mitchell Martin Weale
20	2007	Money in monetary policy design under uncertainty: the Two-Pillar Phillips Curve versus ECB-style cross-checking	Günter W. Beck Volker Wieland
21	2007	Corporate marginal tax rate, tax loss carryforwards and investment functions – empirical analysis using a large German panel data set	Fred Ramb
22	2007	Volatile multinationals? Evidence from the labor demand of German firms	Claudia M. Buch Alexander Lipponer
23	2007	International investment positions and exchange rate dynamics: a dynamic panel analysis	Michael Binder Christian J. Offermanns
24	2007	Testing for contemporary fiscal policy discretion with real time data	Ulf von Kalckreuth Guntram B. Wolff
25	2007	Quantifying risk and uncertainty in macroeconomic forecasts	Malte Knüppel Karl-Heinz Tödter
26	2007	Taxing deficits to restrain government spending and foster capital accumulation	Nikolai Stähler
27	2007	Spill-over effects of monetary policy – a progress report on interest rate convergence in Europe	Michael Flad

28 2007 The timing and magnitude of exchange rate overshooting Hoffmann
Sondergaard, Westelius

Series 2: Banking and Financial Studies

01	2006	Forecasting stock market volatility with macroeconomic variables in real time	J. Döpke, D. Hartmann C. Pierdzioch
02	2006	Finance and growth in a bank-based economy: is it quantity or quality that matters?	Michael Koetter Michael Wedow
03	2006	Measuring business sector concentration by an infection model	Klaus Düllmann
04	2006	Heterogeneity in lending and sectoral growth: evidence from German bank-level data	Claudia M. Buch Andrea Schertler Natalja von Westernhagen
05	2006	Does diversification improve the performance of German banks? Evidence from individual bank loan portfolios	Evelyn Hayden Daniel Porath Natalja von Westernhagen
06	2006	Banks' regulatory buffers, liquidity networks and monetary policy transmission	Christian Merkl Stéphanie Stolz
07	2006	Empirical risk analysis of pension insurance – the case of Germany	W. Gerke, F. Mager T. Reinschmidt C. Schmieder
08	2006	The stability of efficiency rankings when risk-preferences and objectives are different	Michael Koetter
09	2006	Sector concentration in loan portfolios and economic capital	Klaus Düllmann Nancy Masschelein
10	2006	The cost efficiency of German banks: a comparison of SFA and DEA	E. Fiorentino A. Karmann, M. Koetter
11	2006	Limits to international banking consolidation	F. Fecht, H. P. Grüner

12	2006	Money market derivatives and the allocation of liquidity risk in the banking sector	Falko Fecht Hendrik Hakenes
01	2007	Granularity adjustment for Basel II	Michael B. Gordy Eva Lütkebohmert
02	2007	Efficient, profitable and safe banking: an oxymoron? Evidence from a panel VAR approach	Michael Koetter Daniel Porath
03	2007	Slippery slopes of stress: ordered failure events in German banking	Thomas Kick Michael Koetter
04	2007	Open-end real estate funds in Germany – genesis and crisis	C. E. Bannier F. Fecht, M. Tyrell
05	2007	Diversification and the banks' risk-return-characteristics – evidence from loan portfolios of German banks	A. Behr, A. Kamp C. Memmel, A. Pfingsten
06	2007	How do banks adjust their capital ratios? Evidence from Germany	Christoph Memmel Peter Raupach
07	2007	Modelling dynamic portfolio risk using risk drivers of elliptical processes	Rafael Schmidt Christian Schmieder
08	2007	Time-varying contributions by the corporate bond and CDS markets to credit risk price discovery	Niko Dötz
09	2007	Banking consolidation and small business finance – empirical evidence for Germany	K. Marsch, C. Schmieder K. Forster-van Aerssen
10	2007	The quality of banking and regional growth	Hasan, Koetter, Wedow
11	2007	Welfare effects of financial integration	Fecht, Grüner, Hartmann

- | | | | |
|----|------|---|---|
| 12 | 2007 | The marketability of bank assets and managerial rents: implications for financial stability | Falko Fecht
Wolf Wagner |
| 13 | 2007 | Asset correlations and credit portfolio risk – an empirical analysis | K. Düllmann, M. Scheicher
C. Schmieder |

Visiting researcher at the Deutsche Bundesbank

The Deutsche Bundesbank in Frankfurt is looking for a visiting researcher. Among others under certain conditions visiting researchers have access to a wide range of data in the Bundesbank. They include micro data on firms and banks not available in the public. Visitors should prepare a research project during their stay at the Bundesbank. Candidates must hold a Ph D and be engaged in the field of either macroeconomics and monetary economics, financial markets or international economics. Proposed research projects should be from these fields. The visiting term will be from 3 to 6 months. Salary is commensurate with experience.

Applicants are requested to send a CV, copies of recent papers, letters of reference and a proposal for a research project to:

Deutsche Bundesbank
Personalabteilung
Wilhelm-Epstein-Str. 14

60431 Frankfurt
GERMANY

