

Access Guide for T2S UTEST environment via CASCADE/Xact by Clearstream



ECMS (Eurosystem Collateral Management System)

Responsible: Deutsche Bundesbank

Author: ECMS-Testteam



Version: 1.0

Date: 21.07.2023

	ECMS-Testteam	
	Access Guide for T2S UTEST environment via CASCADE/Xact by Clearstream	



Versionsführung

Version	Date	Author	Description of changes
1.0	21.07.2023	ECMS-Testteam	

	ECMS-Testteam	
	Access Guide for T2S UTEST environment via CASCADE/Xact by Clearstream	



Inhaltsverzeichnis

1.	Introduction	4
2.	Clearstream Banking Frankfurt - CASCADE	5
3.	Clearstream Banking Luxemburg – Xact/SWIFT.....	5

	ECMS-Testteam	
	Access Guide for T2S UTEST environment via CASCADE/Xact by Clearstream	

1. Introduction

In the context of the functional ECMS customer testing for the mobilisation/demobilisation of marketable assets the Bundesbank is offering various test modalities – end-to-end tests and test using the T2S-/CLM-simulators. For the execution of the end-to-end test involving the transfer of securities in the T2S UTEST, the counterparty must initiate the necessary counter instructions to the instructions entered in ECMS. Customers of Clearstream Banking Frankfurt and Luxemburg can do this via CASCADE (CBF) or Xact/via SWIFT (CBL). The access conditions for these applications are described in the following chapters.

	ECMS-Testteam	
	Access Guide for T2S UTEST environment via CASCADE/Xact by Clearstream	

2. Clearstream Banking Frankfurt - CASCADE

In principle every customer should be able to access the start page of the test environment (IMS23) in CASCADE, but separate login data may be required for each CBF master account. If required, up to 10 user IDs with a generic profile can be created by Clearstream per CBF master account.

If you do not have access already or you need a reminder of your login data – please contact the Clearstream project team responsible for the rollout/guided customer simulation or the Clearstream Connect-Team.

Please note that after five consecutive failed login attempts the respective user is blocked and the error message “FY0021I” appears. In order to unblock the user, the administrator must be contacted at Deutsche Börse (secuadmin@deutsche-boerse.com). The reactivation process usually takes around 24 hours.

3. Clearstream Banking Luxemburg – Xact/SWIFT

Customers with a CBL account have two options for initiating counter instructions in the T2S UTEST – either via Xact or via SWIFT. For access via the Xact application, an access certificate must be issued to the counterparty by Clearstream. With regard to the transmission of counter instructions via SWIFT, the counterparty must be set up in terms of connectivity to be allowed to send instructions to Clearstream.

If you still need to be setup via Xact/SWIFT you can contact Bundesbank (ecms-test@bundesbank.de) to participate in the centralised setup reporting to Clearstream **until 27.07.2023** or if decided afterwards contact the Clearstream Connect-Team.